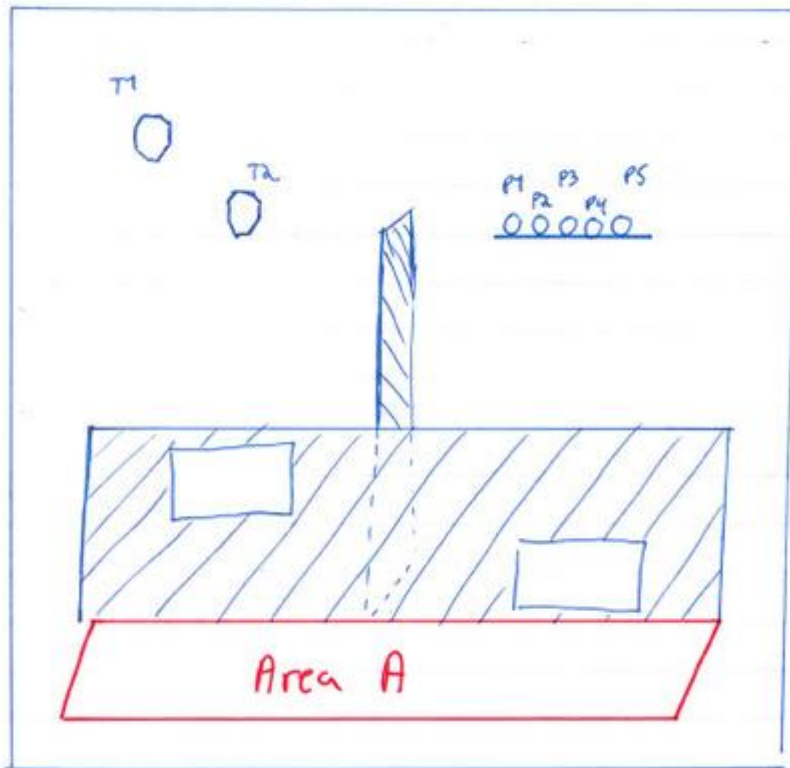


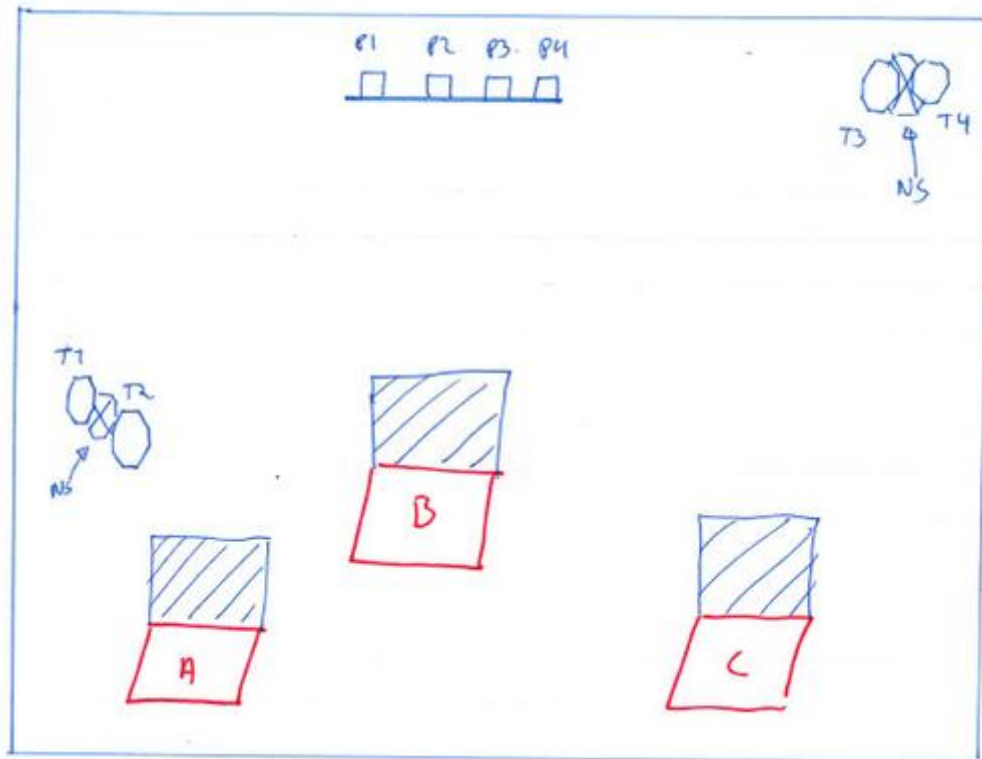
1. The wall



CoF	Comstock - Short	Points	45 p
Targets	2 paper, 5 plates, Total 7 targets	Min rounds	9
Firearm	Handgun	Match-%	16.36%

Procedure	On signal. While staying in within area A, engage targets as they come visible. Last shooter patches.
Starting position	Gun loaded & holstered. Anywhere in area A.
Firearm ready condition	
Start on	Audible signal
Stop on	Last shot
Penalties	As per current edition of rules
Safety angles	L/R Disclosed on stage
Setup notes	

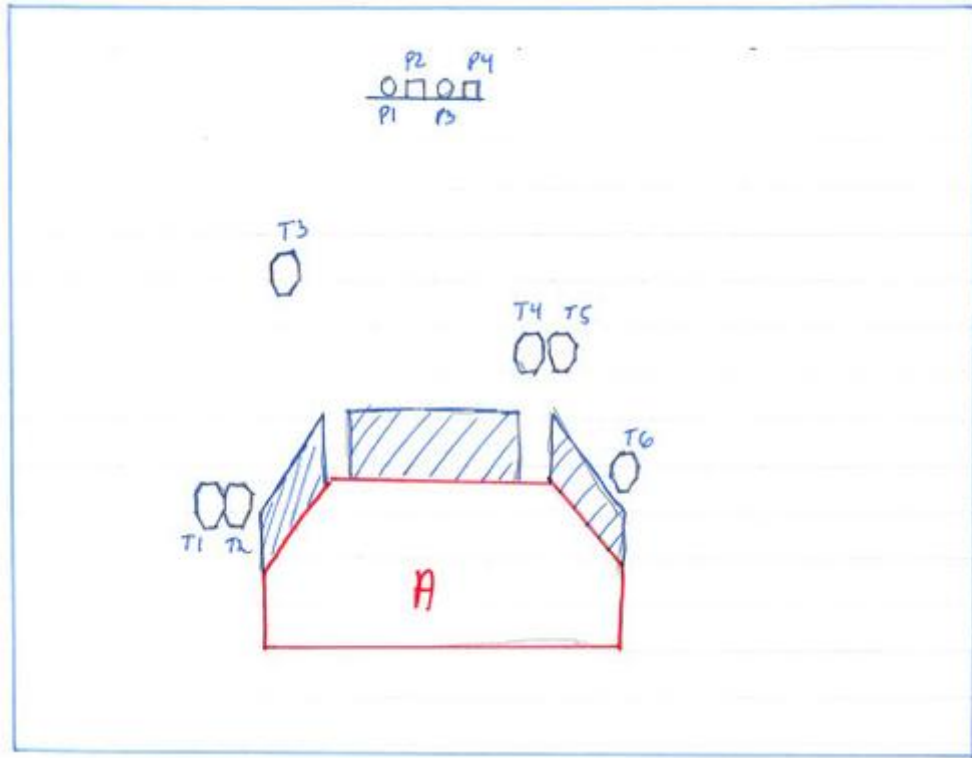
2. Boxy



CoF	Comstock - Short	Points	60 p
Targets	4 paper, 4 plates, 2 no-shoot, Total 8 targets	Min rounds	12
Firearm	Handgun	Match-%	21.82%

Procedure	On signal. Engage T1-T2 from area A. P1-P4 from area B. T3-T4 from area C. Last Shooter patches.
Starting position	Gun loaded & holstered In area A, B or C.
Firearm ready condition	
Start on	Audible signal
Stop on	Last shot
Penalties	As per current edition of rules
Safety angles	L/R Disclosed on stage
Setup notes	Mini targets. OBS! NS kan settes både foran og bak med 2 Targets.

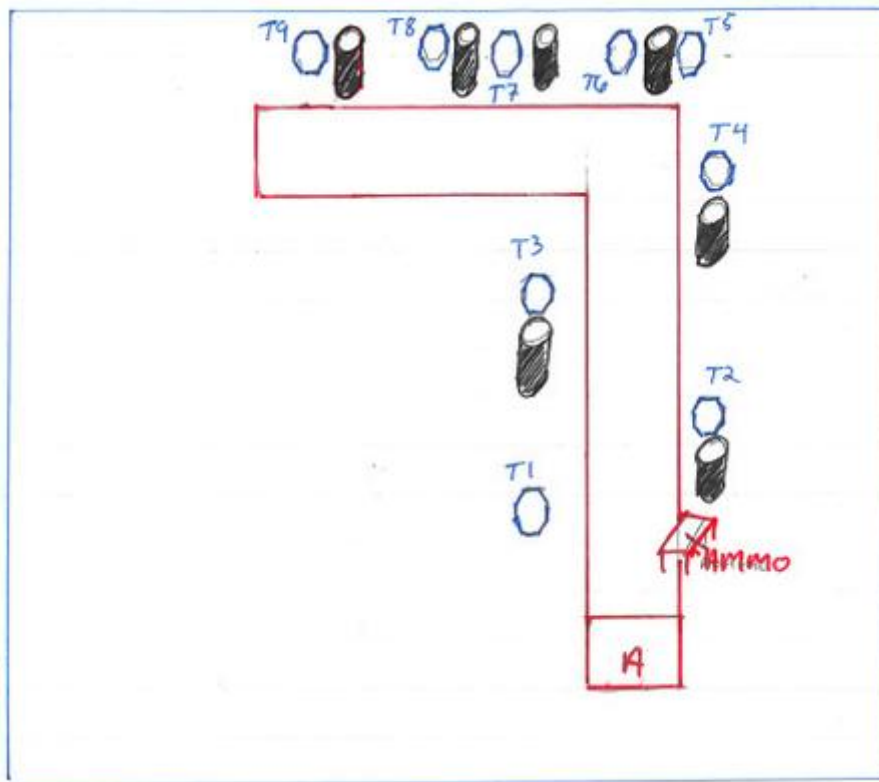
3. Fenced



CoF	Comstock - Medium	Points	80 p
Targets	6 paper, 4 plates, Total 10 targets	Min rounds	16
Firearm	Handgun	Match-%	29.09%

Procedure	On signal, within faultlines, engage targets as they come visible. Last two shooters patches.
Starting position	Gun loaded & holstered anywhere in area A
Firearm ready condition	
Start on	Audible signal
Stop on	Last shot
Penalties	As per current edition of rules
Safety angles	L/R Disclosed on stage
Setup notes	

4. The pick up



CoF	Comstock - Medium	Points	90 p
Targets	9 paper, Total 9 targets	Min rounds	18
Firearm	Handgun	Match-%	32.73%

Procedure	On signal. Engage targets as they come visible, staying within the faultlines. All ammunition to be used. must be picked up from table. Last two shooters patches.
Starting position	Gun unloaded & holstered inn area A. No ammunition allowed in area A at start signal.
Firearm ready condition	
Start on	Audible signal
Stop on	Last shot
Penalties	As per current edition of rules
Safety angles	L/R Disclosed on stage
Setup notes	Bord plassert slik at man må ut av område A for å nå tak i ammunitionen.