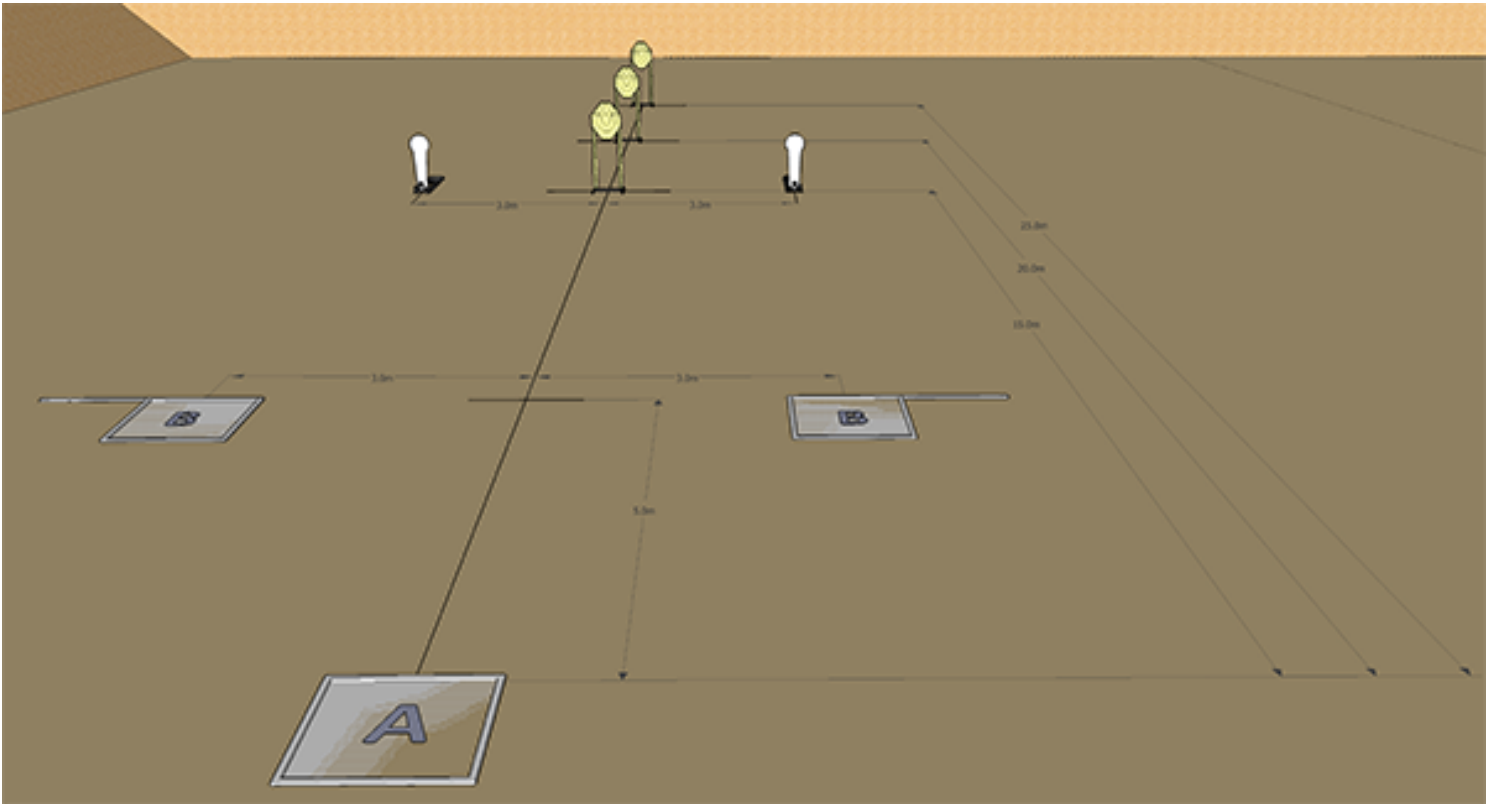


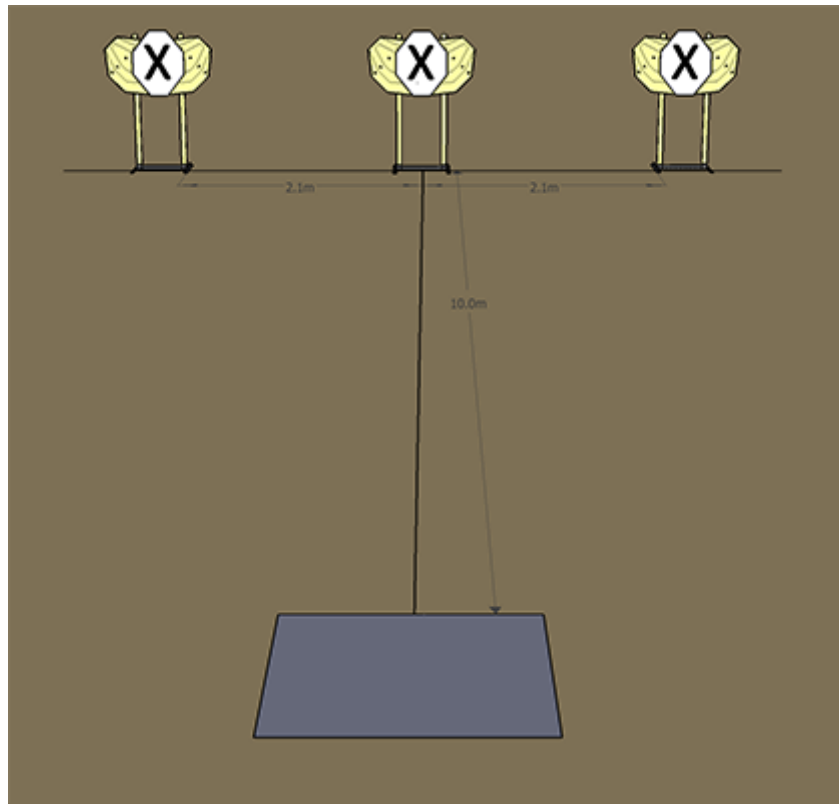
1. Stage 1



CoF	Comstock - Short	Points	40 p
Targets	3 paper, 2 popper, Total 5 targets	Min rounds	8
Firearm	Handgun	Match-%	11.76%

Procedure	On start signal engage and fell both poppers from Box A then move around box B and engage T1, T2 and T3 from in front of the fault line
Starting position	Gun loaded & holstered
Firearm ready condition	
Start on	Audible signal
Stop on	Last shot
Penalties	As per current edition of rules
Safety angles	L/R
Setup notes	


2. Stage 2 CM 03-02 Six Chickens



CoF	Comstock - Short	Points	60 p
Targets	6 paper, 3 no-shoot, Total 6 targets	Min rounds	12
Firearm	Handgun	Match-%	17.65%

Procedure	Virginia Count: On the signal, engage T1-T6 with one round maximum freestyle, perform a mandatory reload, then re-engage T1-T6 with one round maximum, strong hand only.
Starting position	Standing in Box A, hands naturally at sides. Handgun is loaded and holstered.
Firearm ready condition	
Start on	Audible signal
Stop on	Last shot
Penalties	As per current edition of rules
Safety angles	L/R
Setup notes	Set no-shoots to 4 feet high. Build target arrays so that the upper corner of the waist meets the lower corner of the no-shoot, with the short angled waist parallel to the bottom of the no-shoot.

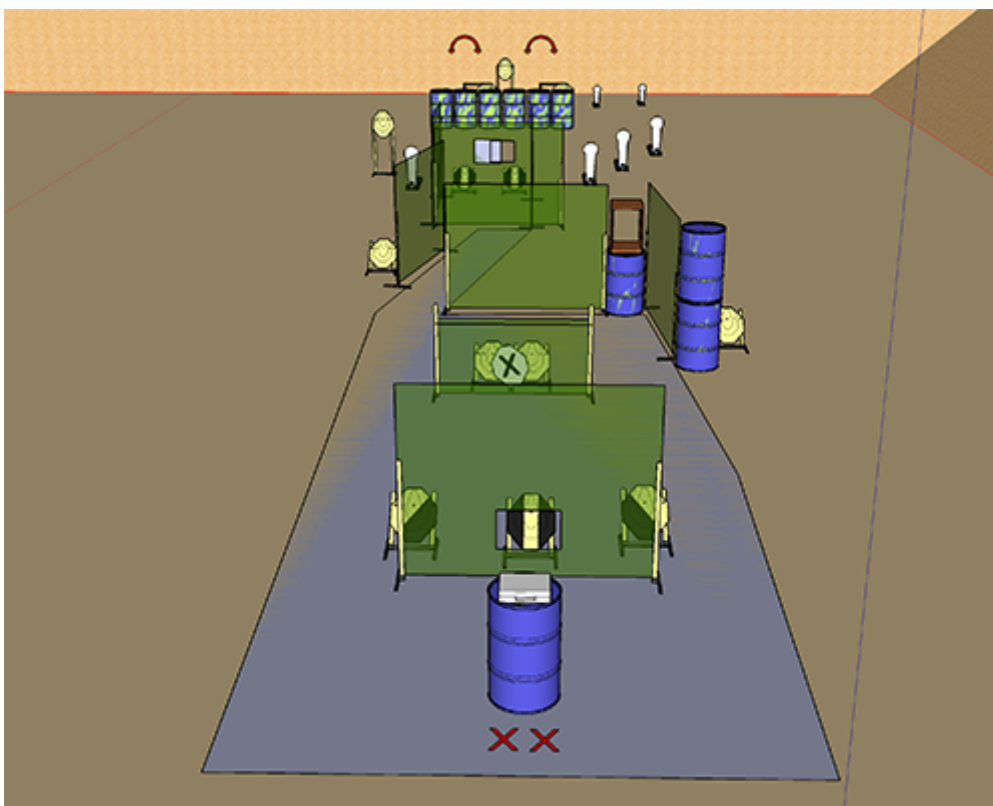
3. Stage 3



CoF	Comstock - Medium	Points	80 p
Targets	8 paper, 6 no-shoot, Total 8 targets	Min rounds	16
Firearm	Handgun	Match-%	23.53%

Procedure	On the signal engage all targets as visible from within the demarcated area
Starting position	Gun loaded on shelf under counter
Firearm ready condition	
Start on	Audible signal
Stop on	Last shot
Penalties	As per current edition of rules
Safety angles	L/R
Setup notes	

4. Stage 4



CoF	Comstock - Long	Points	160 p
Targets	13 paper, 6 popper, 1 no-shoot, Total 19 targets	Min rounds	32
Firearm	Handgun	Match-%	47.06%

Procedure	On the start signal recover handgun from briefcase and engage all targets as visible from within the demarcated area. Left popper activates swinger one which activates swinger two
Starting position	Gun loaded and placed inside the closed briefcase, hands on the table
Firearm ready condition	
Start on	Audible signal
Stop on	Last shot
Penalties	As per current edition of rules
Safety angles	L/R
Setup notes	Left popper activates swinger one which activates swinger two