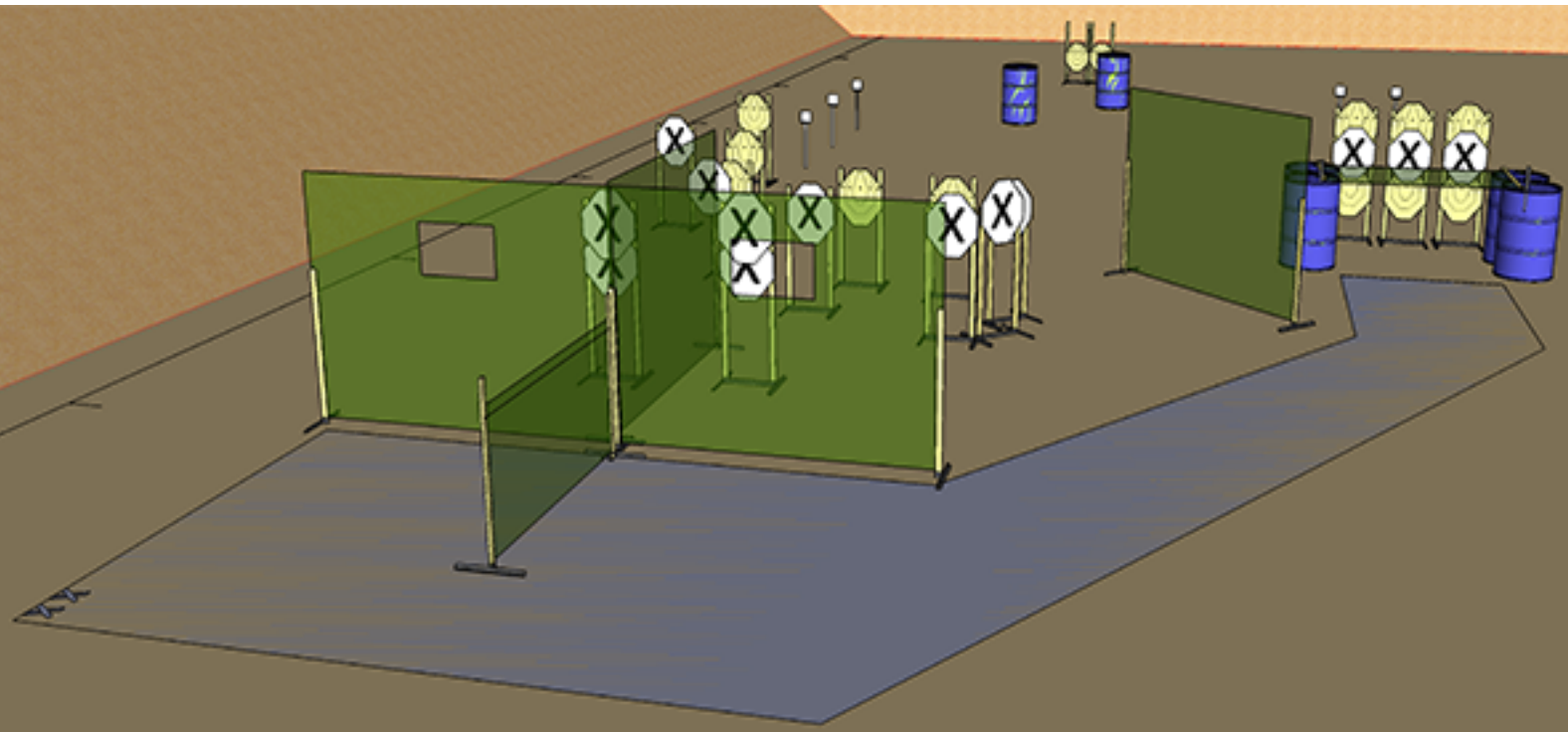


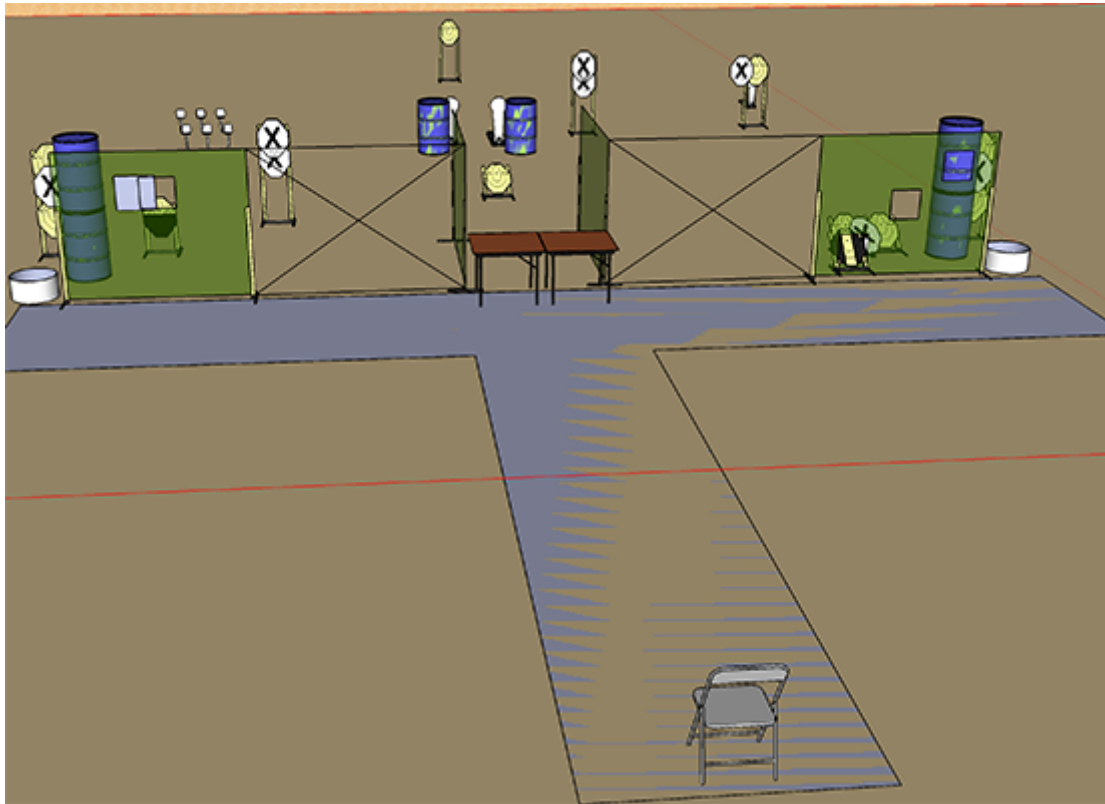
1. Stage 1



CoF	Comstock - Long	Points	150 p
Targets	13 paper, 4 plates, 11 no-shoot, Total 17 targets	Min rounds	30
Firearm	Handgun	Match-%	34.09%

Procedure	On the start signal engage all targets as visible within the range angle restrictions.
Starting position	Gun loaded & holstered, standing on the marked position
Firearm ready condition	
Start on	Audible signal
Stop on	Last shot
Penalties	As per current edition of rules
Safety angles	L/R
Setup notes	

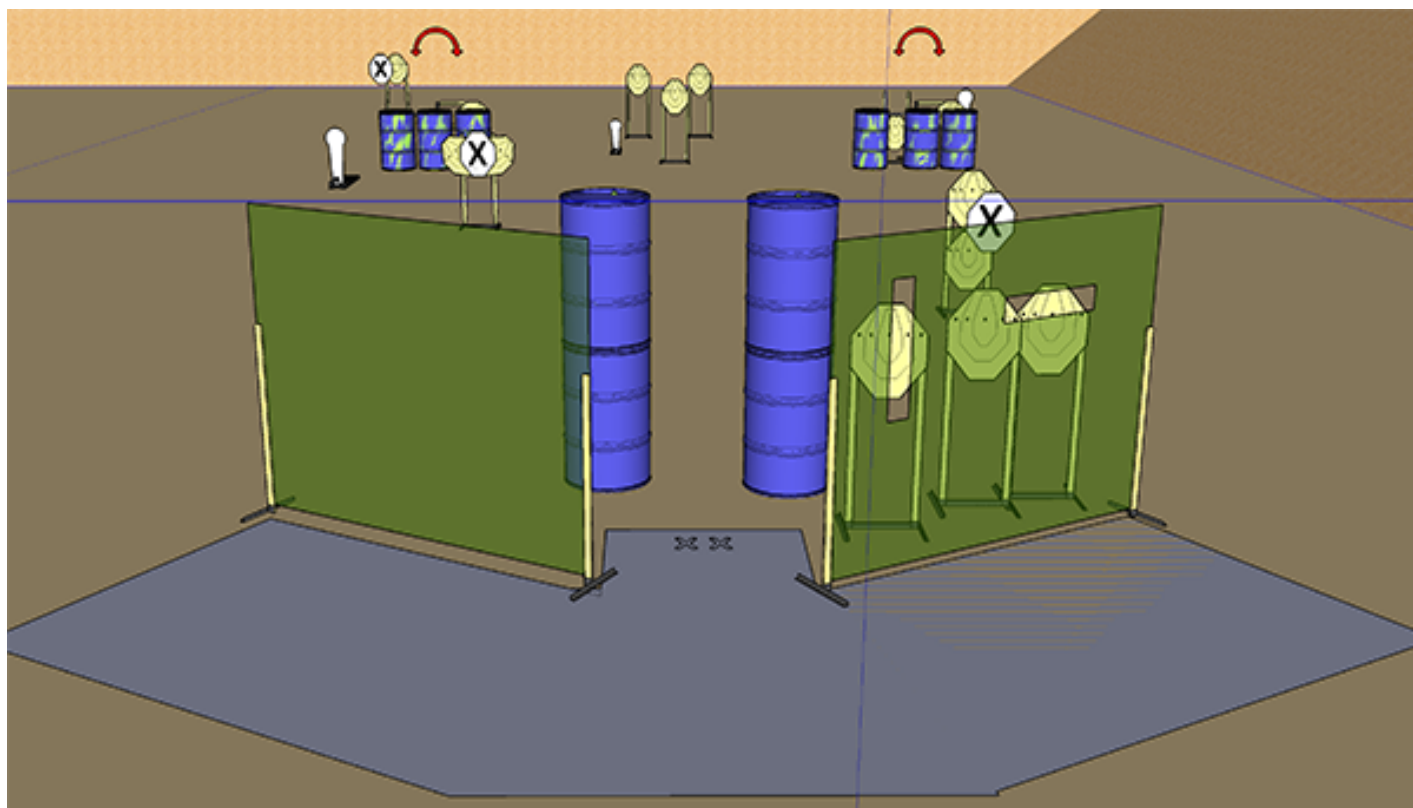
2. Stage 2 - Chicken Run



CoF	Comstock - Long	Points	155 p
Targets	11 paper, 3 popper, 6 plates, Total 20 targets	Min rounds	31
Firearm	Handgun	Match-%	35.23%

Procedure	Starting seated with the two rubber chickens, one in each hand. Gun is unloaded and holstered. All magazines to be used are on the the table. On the start signal retrieve magazine/s and engage targets as visible within the range angle restrictions. After the start signal and before the last round is fired a rubber chicken must be in both the left and right buckets
Starting position	Gun unloaded & holstered, Seated with rubber chicken in each hand
Firearm ready condition	
Start on	Audible signal
Stop on	Last shot
Penalties	As per current edition of rules
Safety angles	L/R
Setup notes	

3. Stage 3



CoF	Comstock - Long	Points	135 p
Targets	12 paper, 3 popper, 3 no-shoot, Total 15 targets	Min rounds	27
Firearm	Handgun	Match-%	30.68%

Procedure	On Start signal engage all targets as visible within the range angle restrictions
Starting position	Gun loaded & holstered. Wrists above shoulder. Standing on the area marked
Firearm ready condition	
Start on	Audible signal
Stop on	Last shot
Penalties	As per current edition of rules
Safety angles	L/R
Setup notes	