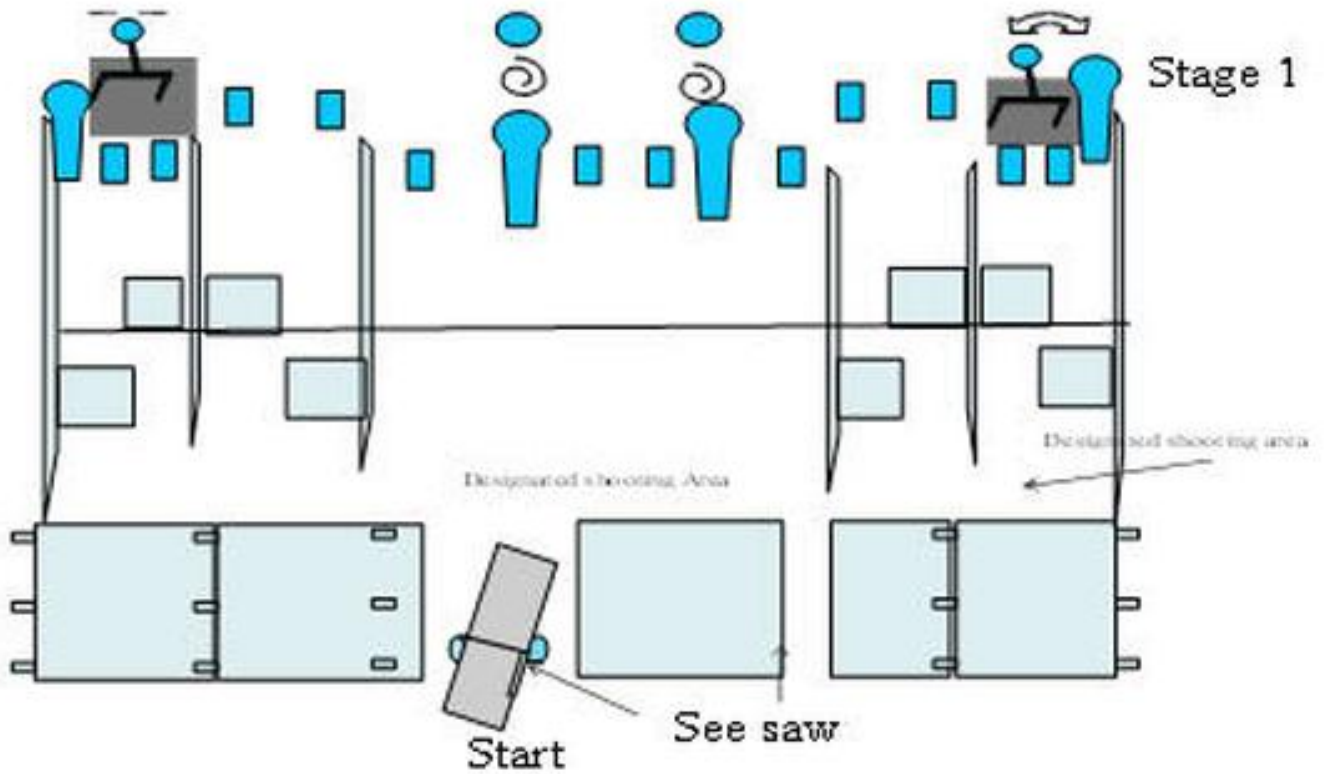



1.1



CoF	Comstock - Long	Points	110 p
Targets	4 popper, 12 plates, 4 frangible, (with 2 10p), Total 20 targets	Min rounds	20
Firearm	Shotgun	Match-%	16.54%

Procedure	Standing at start position indicated toes touching See Saw Gun loaded option 1. Held in both hands at waist level, On the start signal, engage all targets Note poppers activate either double value flying frangible targets or frangible targets
Starting position	
Firearm ready condition	
Start on	Audible signal
Stop on	Last shot
Penalties	As per current edition of rules
Safety angles	L/R 90 90 90
Setup notes	

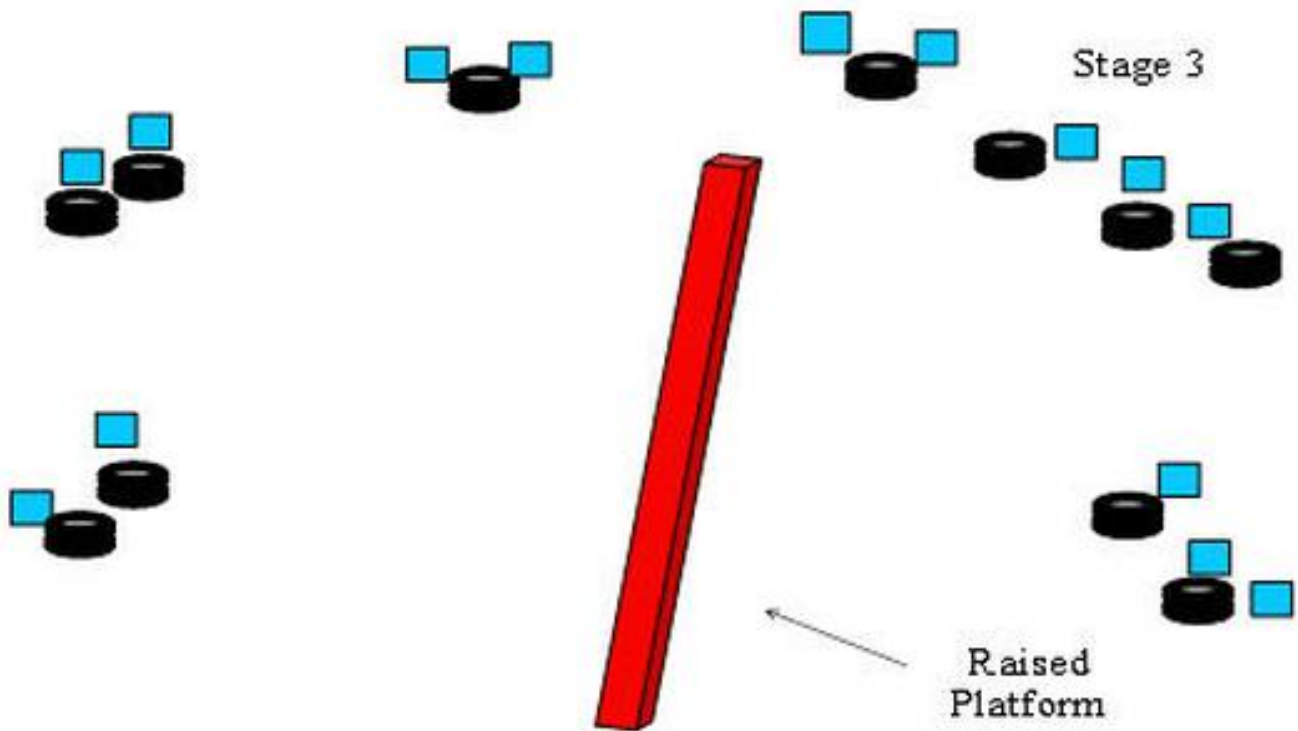
2. 2



CoF	Comstock - Short	Points	25 p
Targets	1 paper, 4 plates, 1 no-shoot, Total 5 targets	Min rounds	4
Firearm	Shotgun	Match-%	3.76%

Procedure	Standing anywhere within the demarcated shooting area Gun loaded option 2. Held in both hands at waist level, . On the start signal, engage all targets Note targets can only be engaged whilst prone
Starting position	
Firearm ready condition	
Start on	Audible signal
Stop on	Last shot
Penalties	As per current edition of rules
Safety angles	L/R 90 90 height of backstop
Setup notes	Note 5 Rounds 2 Rounds to score for Paper target

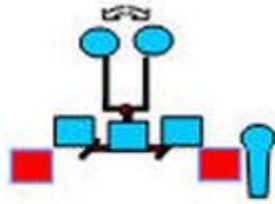
3.3



CoF	Comstock - Medium	Points	70 p
Targets	14 plates, Total 14 targets	Min rounds	14
Firearm	Shotgun	Match-%	10.53%

Procedure	Standing anywhere on the raised platform Gun loaded option 1. Held in both hands at waist level, On the start signal, engage all targets from the raised platform All shots to be taken from the platform shooter must return to the same spot if they fall off or procedurals will be applied
Starting position	
Firearm ready condition	
Start on	Audible signal
Stop on	Last shot
Penalties	As per current edition of rules
Safety angles	L/R 90 90 90
Setup notes	

4. 4



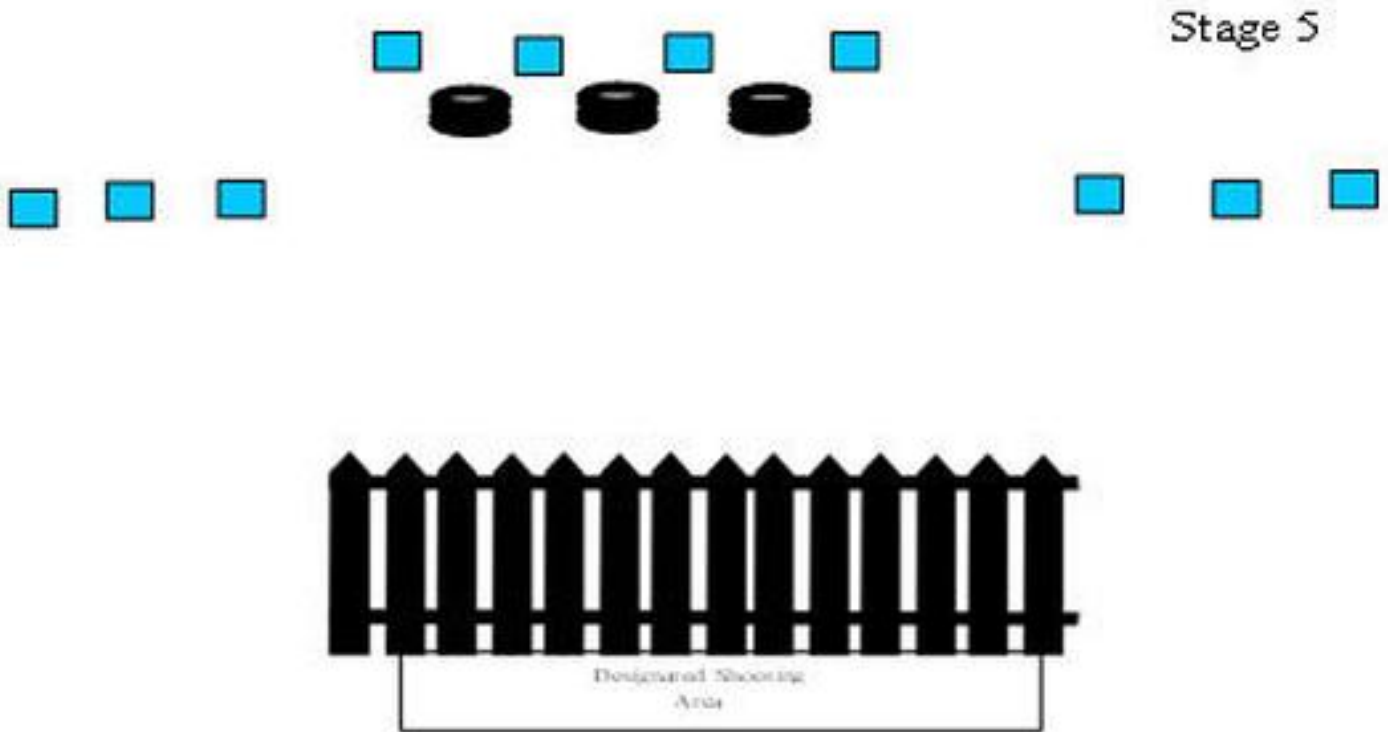
Stage 4



CoF	Comstock - Short	Points	30 p
Targets	1 popper, 3 plates, 2 frangible, 2 no-shoot, Total 6 targets	Min rounds	6
Firearm	Shotgun	Match-%	4.51%

Procedure	Standing anywhere within the demarcated shooting area. Gun loaded option 1 held in weak hand trail parallel to the ground On the start signal, engage all targets IPSC popper will activate the bobbing frangible targets
Starting position	
Firearm ready condition	
Start on	Audible signal
Stop on	Last shot
Penalties	As per current edition of rules
Safety angles	L/R 90 90 90
Setup notes	

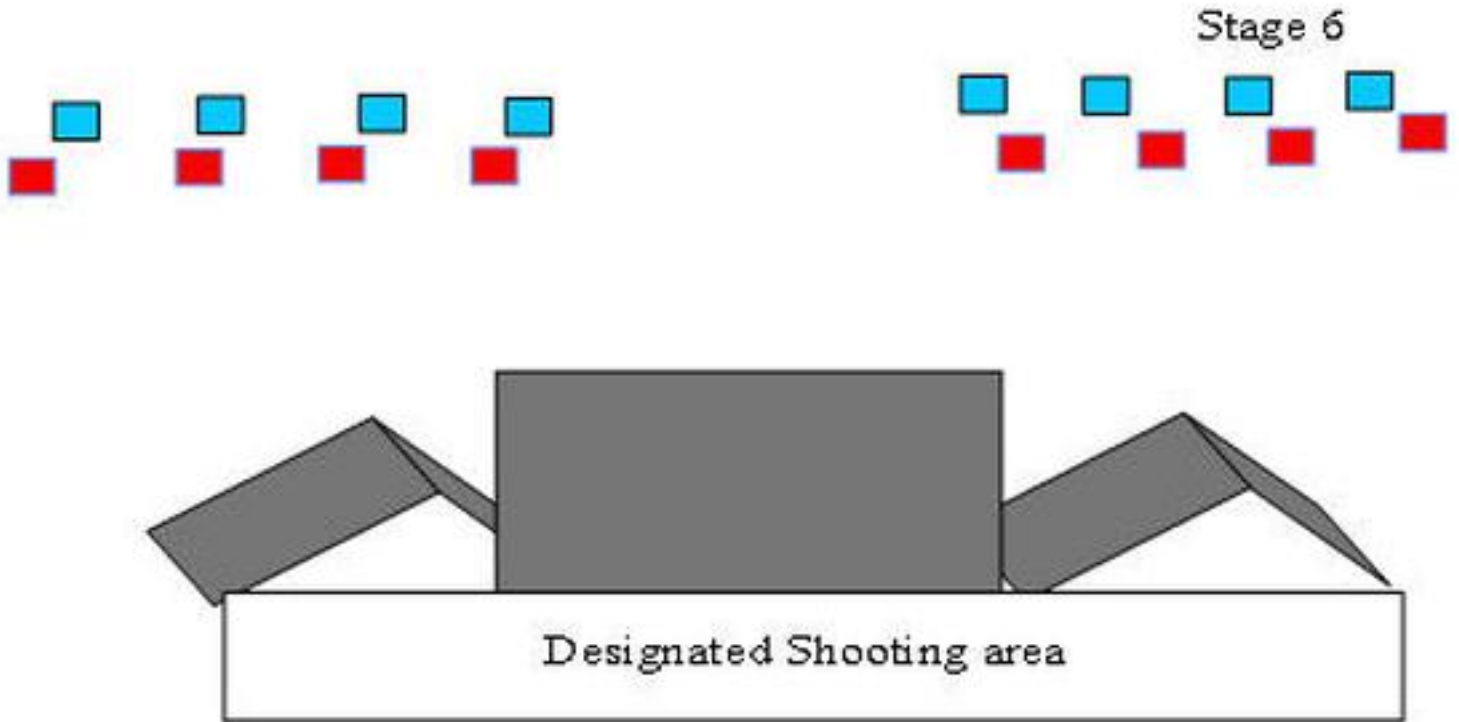
5.5



CoF	Comstock - Medium	Points	50 p
Targets	10 plates, Total 10 targets	Min rounds	10
Firearm	Shotgun	Match-%	7.52%

Procedure	Standing anywhere within the demarcated shooting area Gun loaded option 1 held in both hands at waist level On the start signal, engage all targets through the gaps in the fencing
Starting position	
Firearm ready condition	
Start on	Audible signal
Stop on	Last shot
Penalties	As per current edition of rules
Safety angles	L/R 90 90 90
Setup notes	

6. 6



CoF	Comstock - Short	Points	40 p
Targets	8 plates, 8 no-shoot, Total 8 targets	Min rounds	8
Firearm	Shotgun	Match-%	6.02%

Procedure	Standing anywhere within the demarcated shooting area Gun loaded option 1 held in both hands at waist level On the start signal, engage all targets through the gaps in the fencing N/A Safety Angles: 90 / 90 / 90
Starting position	
Firearm ready condition	
Start on	Audible signal
Stop on	Last shot
Penalties	As per current edition of rules
Safety angles	L/R 90 90 90
Setup notes	

7.7

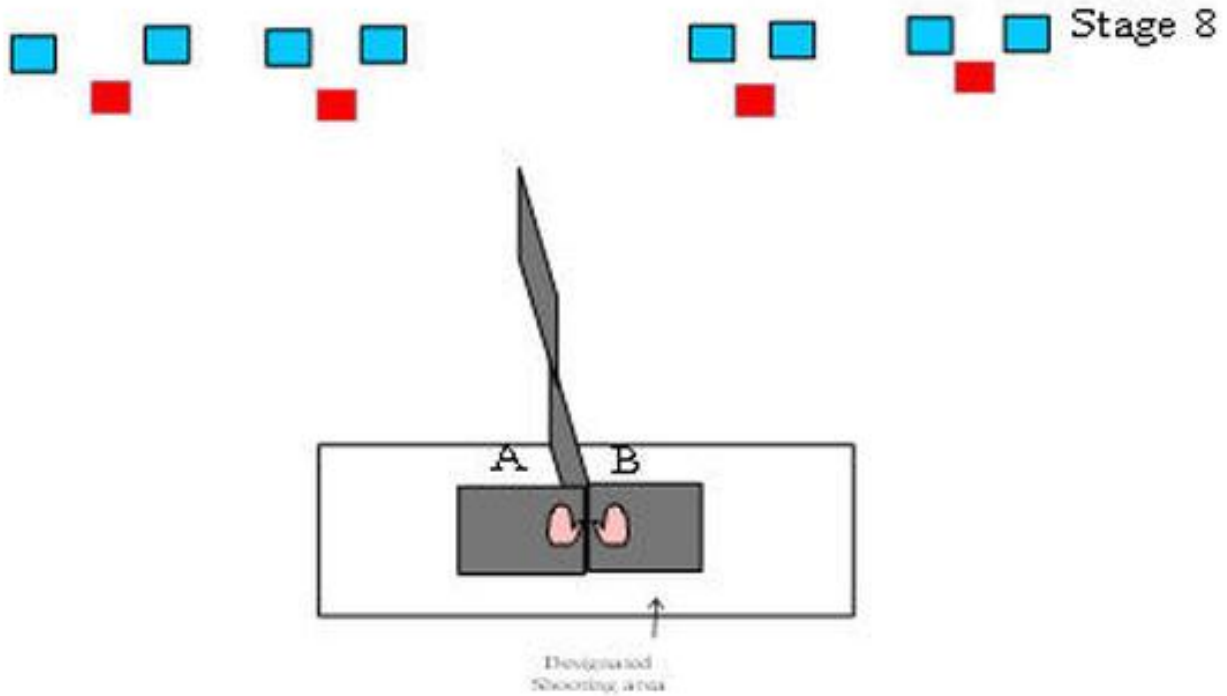
Stage 7



CoF	Comstock - Short	Points	35 p
Targets	7 plates, 4 no-shoot, Total 7 targets	Min rounds	7
Firearm	Shotgun	Match-%	5.26%

Procedure	Sitting on bicycle gun loaded option 2 held in both hands resting on handlebars On the start signal, engage all targets whilst sitting on bicycle
Starting position	
Firearm ready condition	
Start on	Audible signal
Stop on	Last shot
Penalties	As per current edition of rules
Safety angles	L/R 90 90 90
Setup notes	

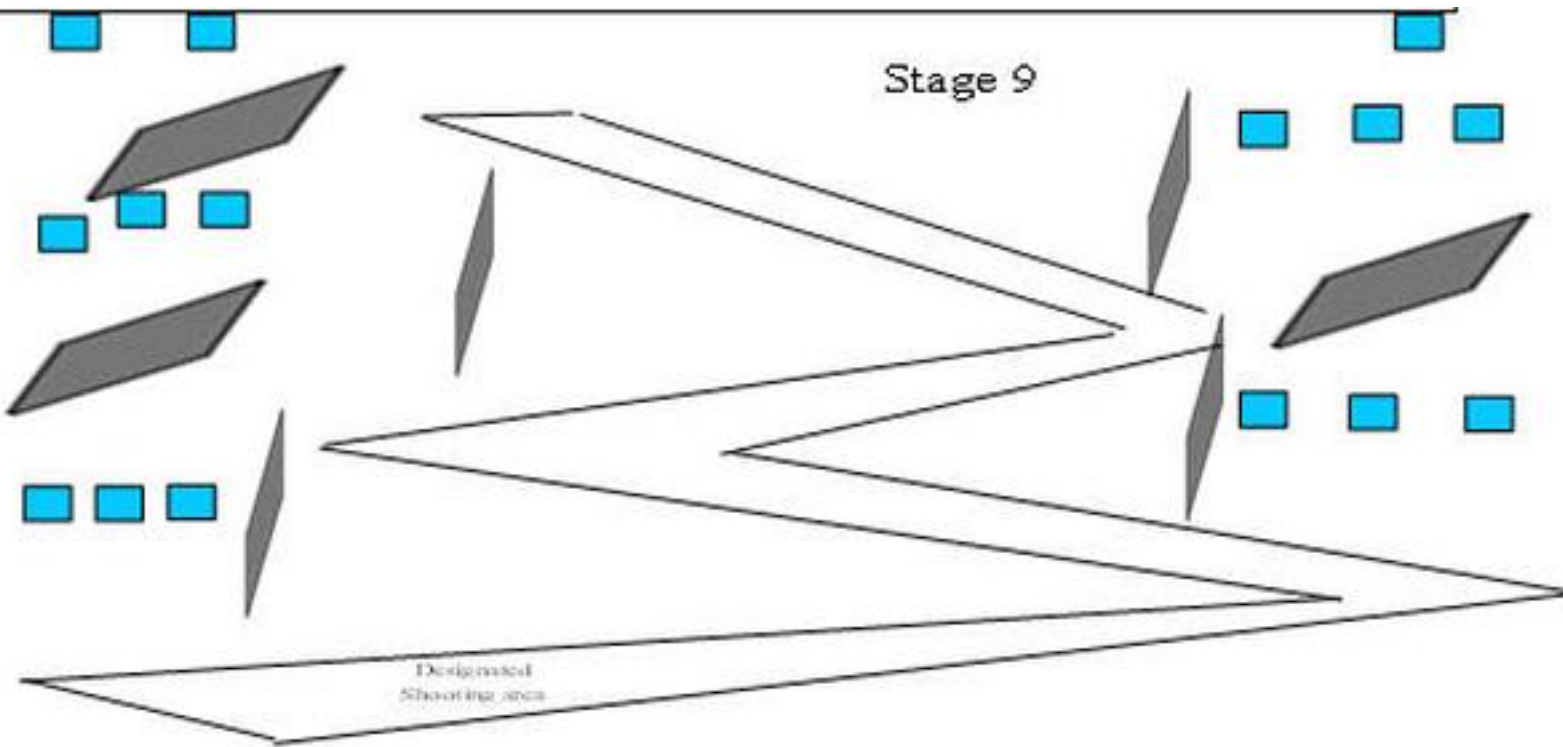
8. 8



CoF	Comstock - Short	Points	40 p
Targets	8 plates, 4 no-shoot, Total 8 targets	Min rounds	8
Firearm	Shotgun	Match-%	6.02%

Procedure	Standing at the designated start position hands on marks as demonstrated. Gun unloaded option 3 positioned behind barrier at either A or B On the start signal, engage all targets
Starting position	
Firearm ready condition	
Start on	Audible signal
Stop on	Last shot
Penalties	As per current edition of rules
Safety angles	L/R 90 90 90
Setup notes	

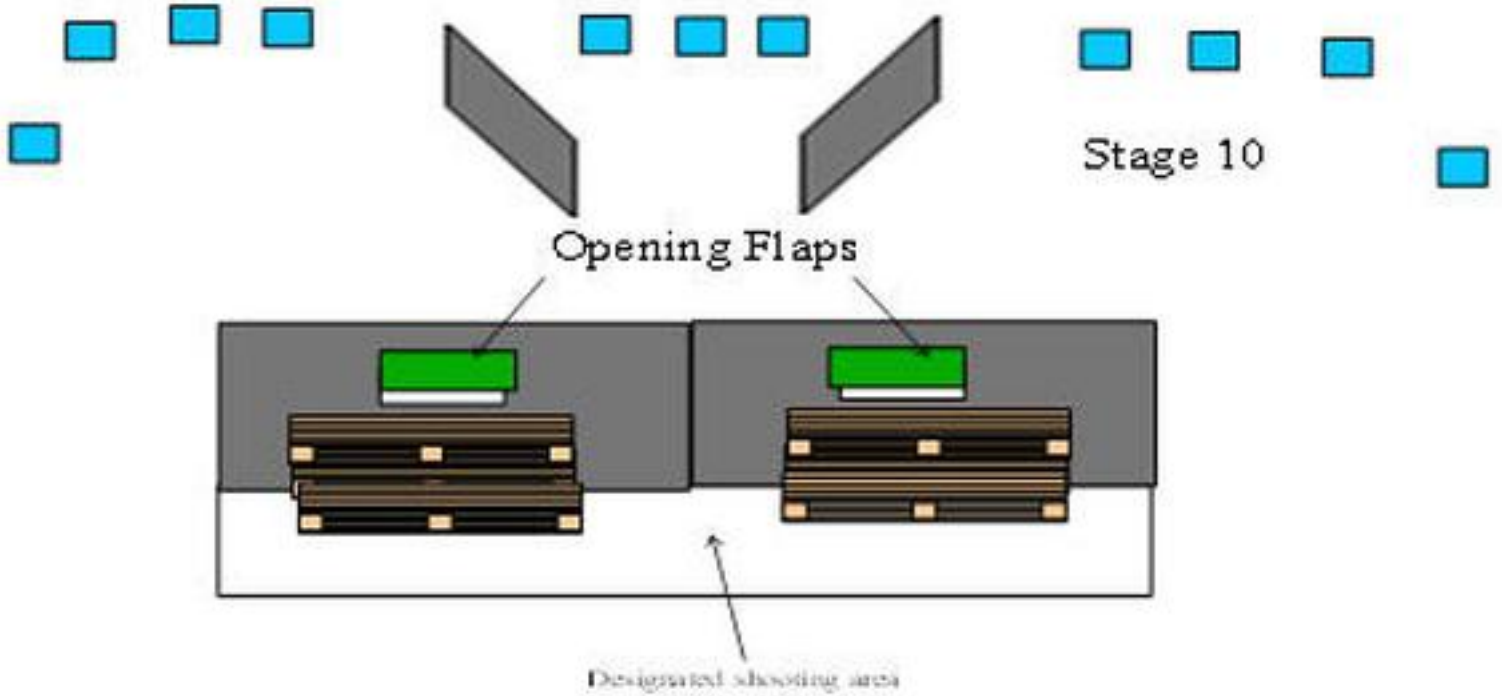
9.9



CoF	Comstock - Medium	Points	75 p
Targets	15 plates, Total 15 targets	Min rounds	15
Firearm	Shotgun	Match-%	11.28%

Procedure	Standing anywhere within the demarcated shooting area Gun loaded option 1 held in both hands at waist level On the start signal, engage all targets
Starting position	
Firearm ready condition	
Start on	Audible signal
Stop on	Last shot
Penalties	As per current edition of rules
Safety angles	L/R 90 90 90
Setup notes	

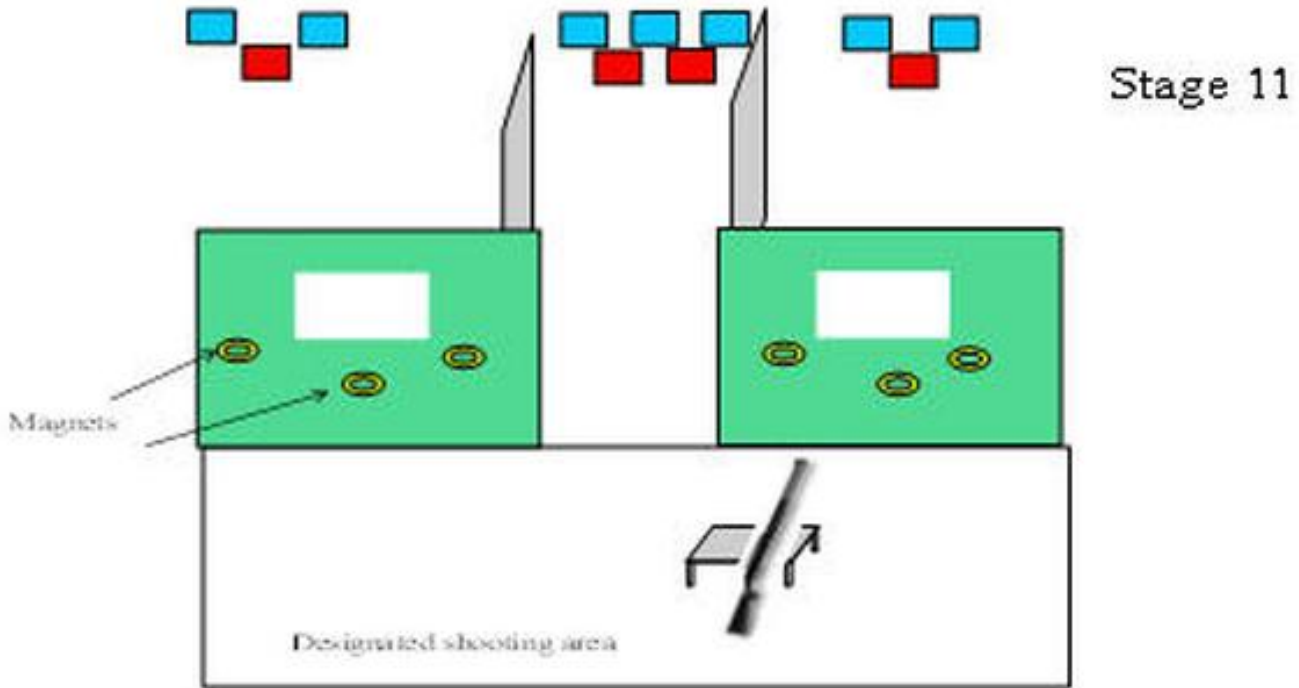
10. 10



CoF	Comstock - Medium	Points	55 p
Targets	11 plates, Total 11 targets	Min rounds	11
Firearm	Shotgun	Match-%	8.27%

Procedure	Standing anywhere within the demarcated shooting area, gun loaded option 1 held in both hands at hip level On the start signal, engage all targets Opening flaps will reveal targets behind barriers
Starting position	
Firearm ready condition	
Start on	Audible signal
Stop on	Last shot
Penalties	As per current edition of rules
Safety angles	L/R 90 90 90
Setup notes	

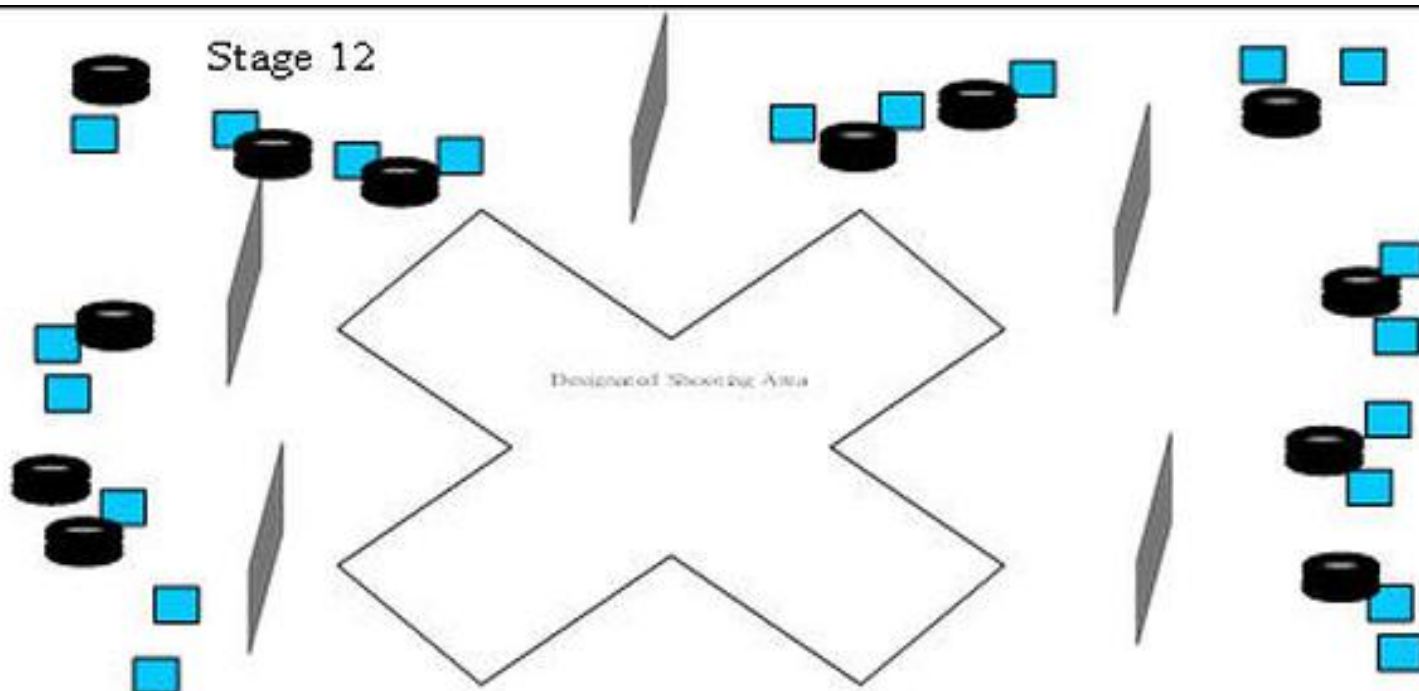
11. 11



CoF	Comstock - Short	Points	35 p
Targets	7 plates, 4 no-shoot, Total 7 targets	Min rounds	7
Firearm	Shotgun	Match-%	5.26%

Procedure	Standing anywhere within the designated shooting area Gun loaded option3.placed on table On the start signal, engage all targets All ammunition to engage targets MUST be attached to magnets which are attached to the stage
Starting position	
Firearm ready condition	
Start on	Audible signal
Stop on	Last shot
Penalties	As per current edition of rules
Safety angles	L/R 90 90 90
Setup notes	

12. 12



CoF	Comstock - Long	Points	100 p
Targets	20 plates, Total 20 targets	Min rounds	20
Firearm	Shotgun	Match-%	15.04%

Procedure	Standing anywhere within the demarcated shooting area Gun loaded option 1. Held in both hands at waist level parallel to the ground On the start signal, engage all targets
Starting position	
Firearm ready condition	
Start on	Audible signal
Stop on	Last shot
Penalties	As per current edition of rules
Safety angles	L/R 90 90 90
Setup notes	