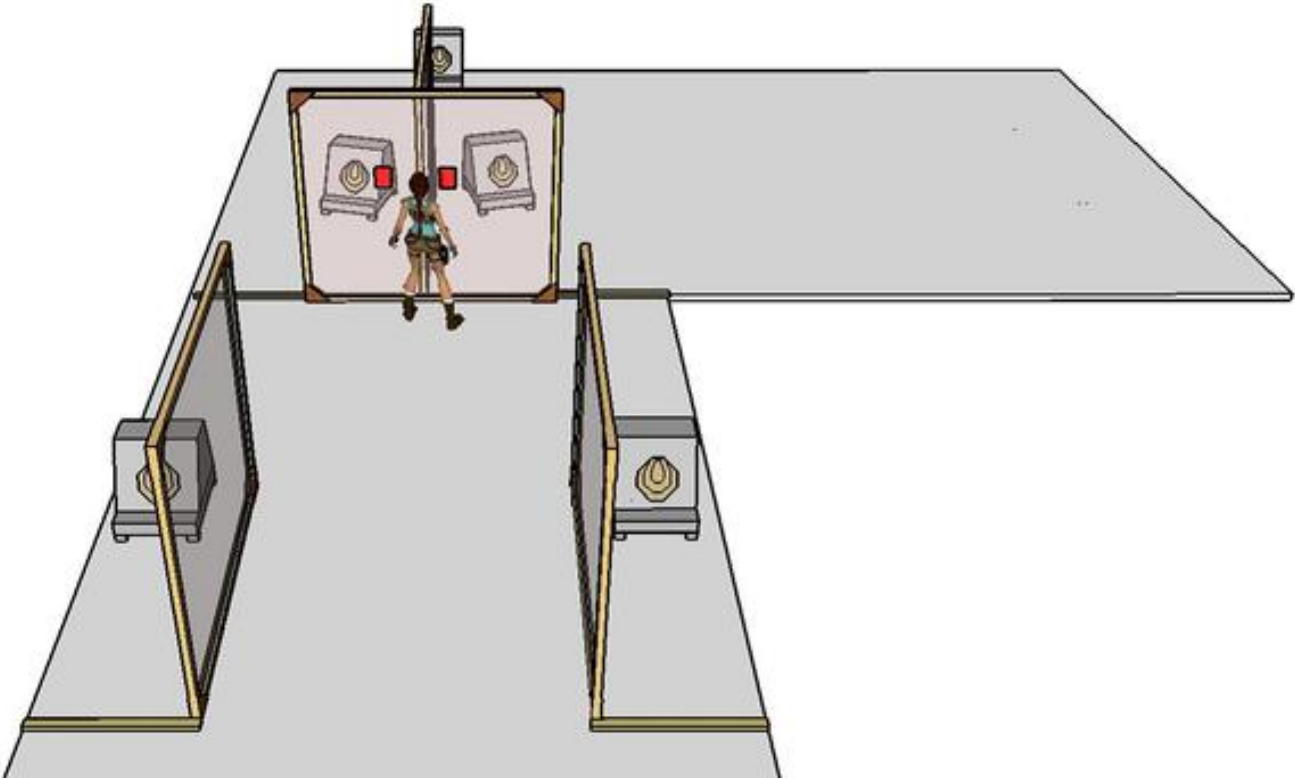


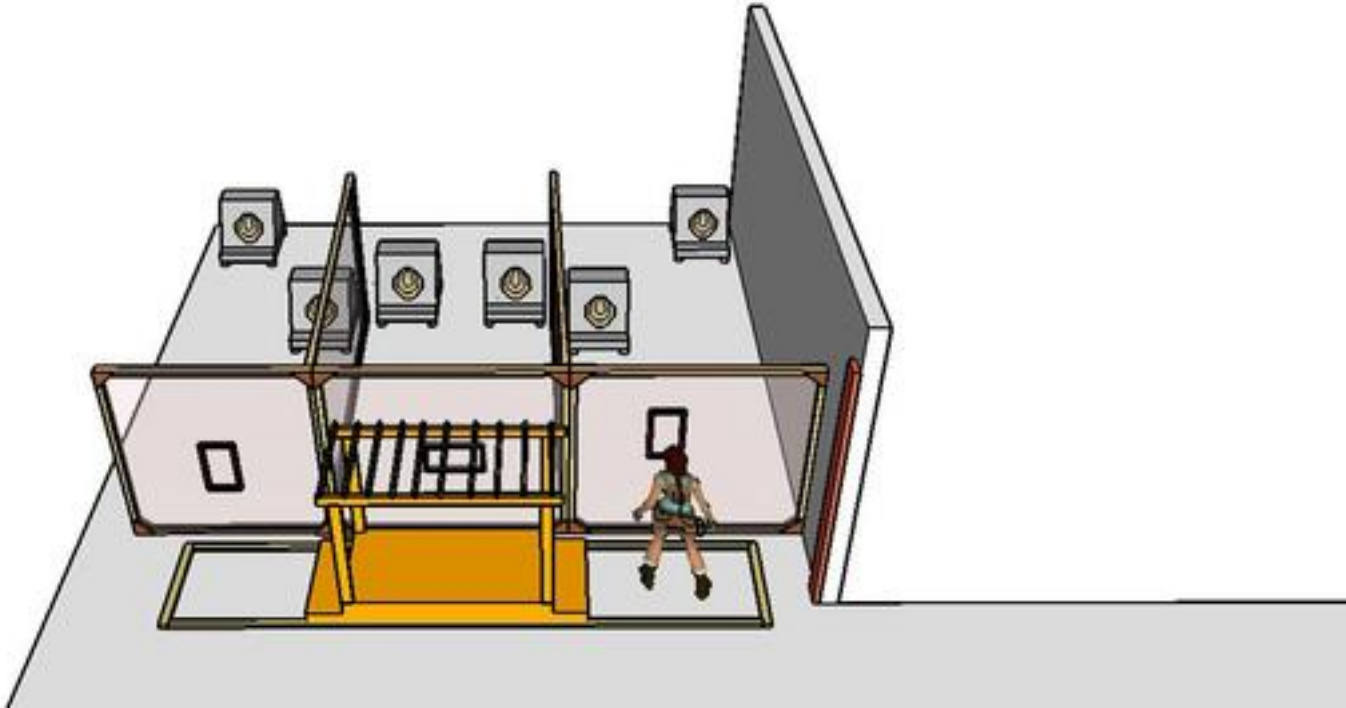
# 1. The Wall



CoF	Comstock - Short	Points	50 p
Targets	5 paper, Total 5 targets	Min rounds	10
Firearm	Handgun	Match-%	4.65%

Procedure	On signal engage all targets from within designated area.
Starting position	Standing relaxed, hand touching red marks as demonstrated by RO. Gun loaded and holstered
Firearm ready condition	
Start on	Audible signal
Stop on	Last shot
Penalties	As per current edition of rules
Safety angles	L/R
Setup notes	

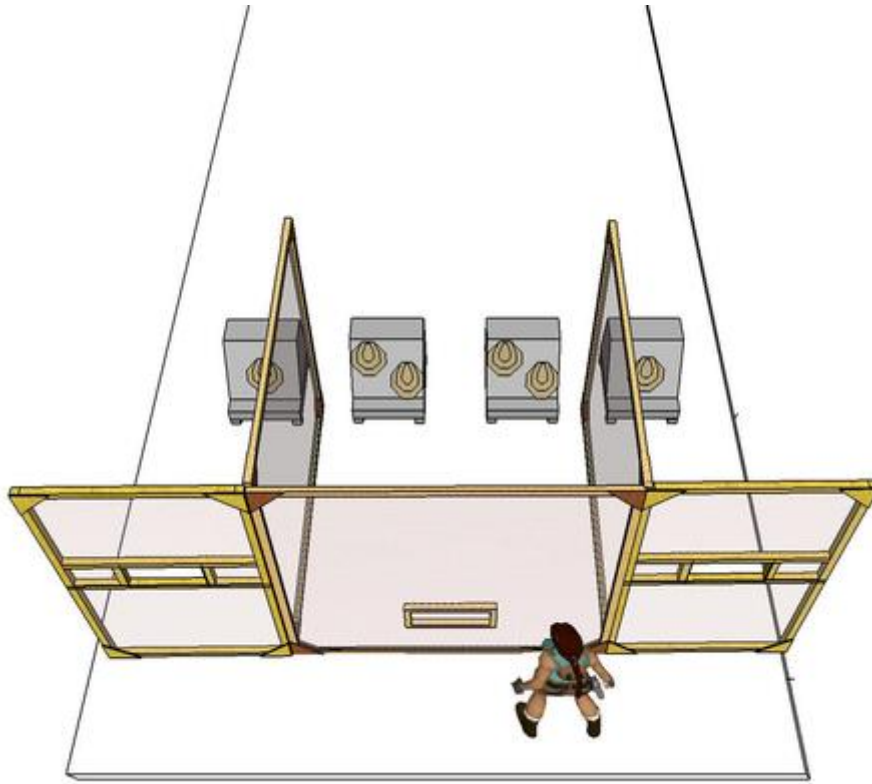
## 2. Light in the Tunnel



CoF	Comstock - Short	Points	60 p
Targets	6 paper, Total 6 targets	Min rounds	12
Firearm	Handgun	Match-%	5.58%

Procedure	On signal engage all targets from within designated area.
Starting position	Standing relaxed anywhere within designed area. Gun loaded and holstered
Firearm ready condition	
Start on	Audible signal
Stop on	Last shot
Penalties	As per current edition of rules
Safety angles	90 degrees left and red mark on right side
Setup notes	

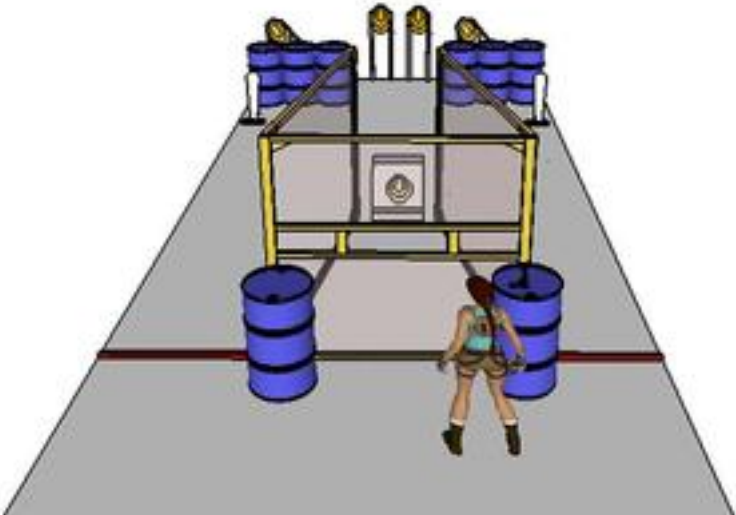
### 3. Wounded Knee



CoF	Comstock - Short	Points	60 p
Targets	6 paper, Total 6 targets	Min rounds	12
Firearm	Handgun	Match-%	5.58%

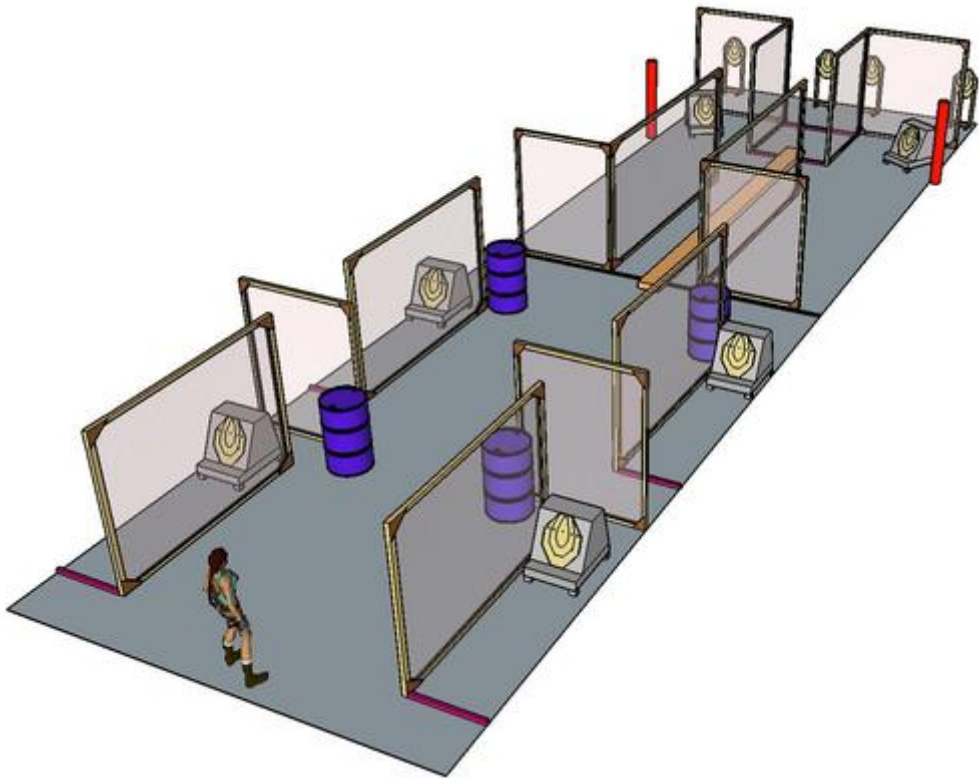
Procedure	On signal engage all targets from within designated area.
Starting position	Standing relaxed anywhere within designated area. Gun loaded and holstered
Firearm ready condition	
Start on	Audible signal
Stop on	Last shot
Penalties	As per current edition of rules
Safety angles	L/R
Setup notes	

## 4. Duplex Swingers



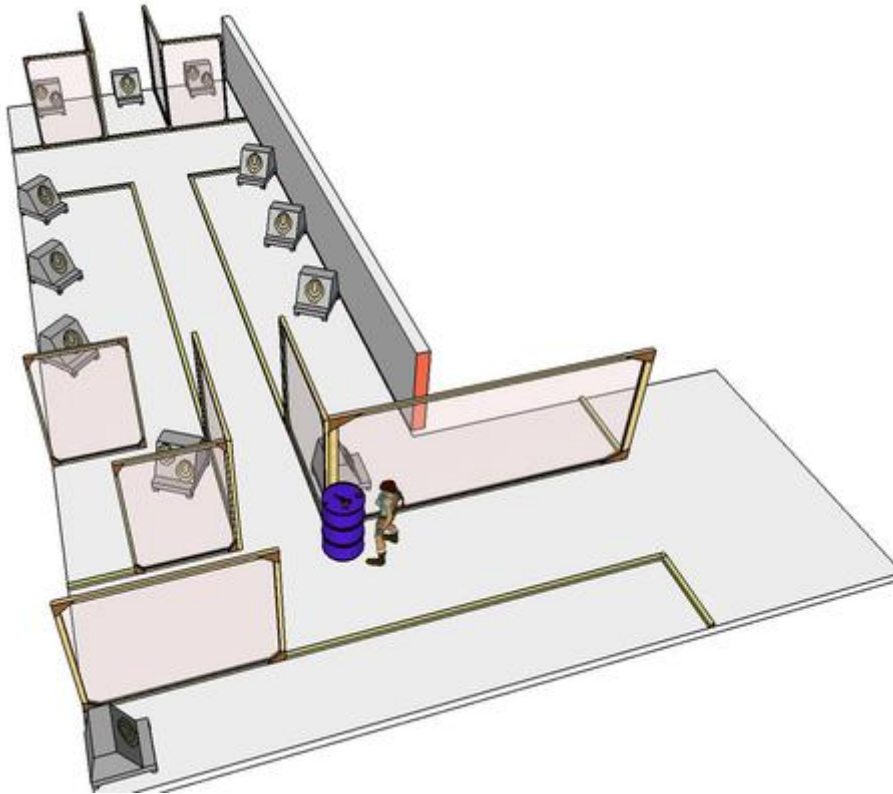
CoF	Comstock - Short	Points	60 p
Targets	5 paper, 2 popper, Total 7 targets	Min rounds	12
Firearm	Handgun	Match-%	5.58%
Procedure	On signal engage all targets from within designated area.		
Starting position	Standing relaxed anywhere within designated area. Gun loaded lying flat on barrel A or B.		
Firearm ready condition			
Start on	Audible signal		
Stop on	Last shot		
Penalties	As per current edition of rules		
Safety angles	90 degrees left and red mark on right side		
Setup notes	Popper 1 will release swinger with T1 and popper 2 will release swinger with T2. Both T1 and T2 are visible at rest.		

# 5. A Bridge Too Far



CoF	Comstock - Medium	Points	100 p
Targets	10 paper, Total 10 targets	Min rounds	20
Firearm	Handgun	Match-%	9.30%
Procedure	On signal engage all targets from within designated area.		
Starting position	Standing relaxed anywhere within designed area. Gun loaded and holstered		
Firearm ready condition			
Start on	Audible signal		
Stop on	Last shot		
Penalties	As per current edition of rules		
Safety angles	90 degrees left and right until red marking on left and right side		
Setup notes			

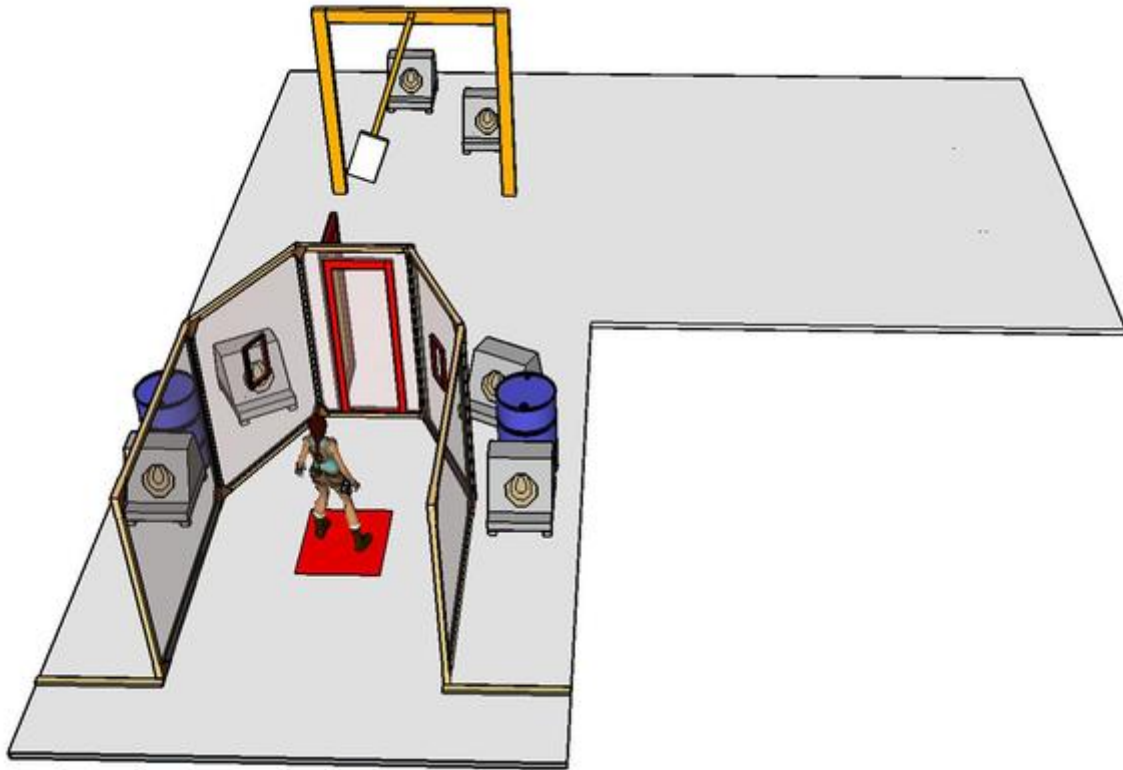
## 6. Run and Gun



CoF	Comstock - Long	Points	160 p
Targets	16 paper, Total 16 targets	Min rounds	32
Firearm	Handgun	Match-%	14.88%

Procedure	On signal engage all targets from within designated area.
Starting position	Standing relaxed anywhere within designed area. Gun loaded lying flat on barrel.
Firearm ready condition	
Start on	Audible signal
Stop on	Last shot
Penalties	As per current edition of rules
Safety angles	Red markers on left and right. From red mark on right side, 90 degrees left and right side.
Setup notes	

## 7. The Door

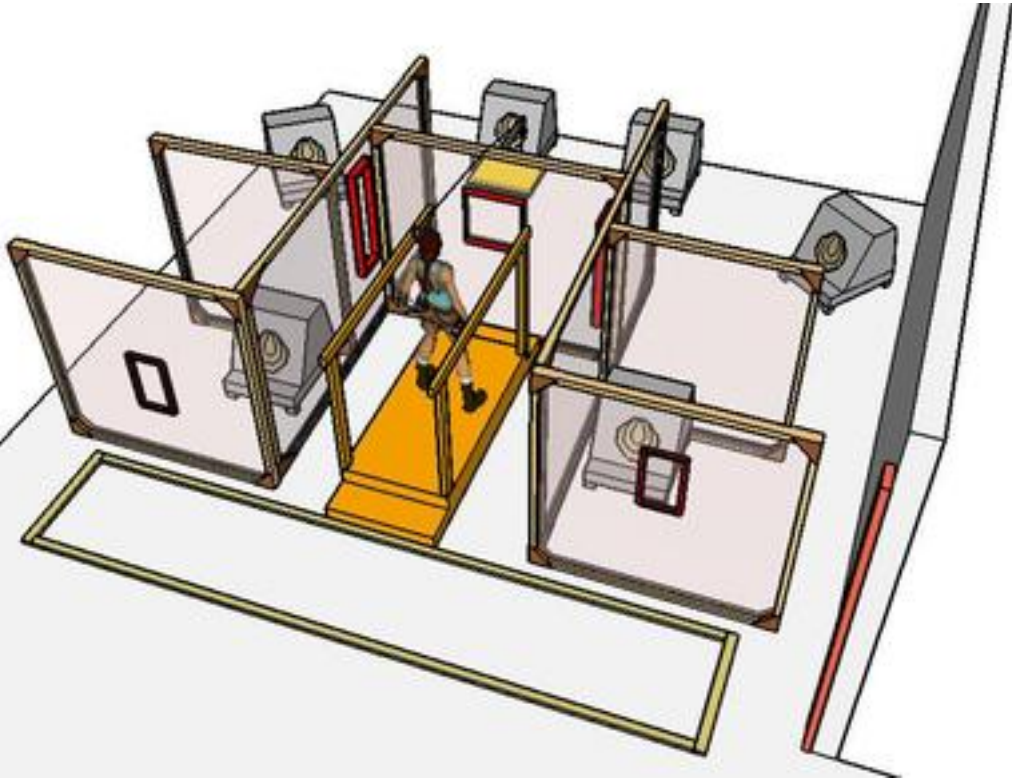


CoF	Comstock - Short	Points	60 p
Targets	6 paper, Total 6 targets	Min rounds	12
Firearm	Handgun	Match-%	5.58%

Procedure	On signal engage all targets from within designated area.
Starting position	Standing relaxed within red area as demonstrated by RO. Gun loaded and holstered
Firearm ready condition	
Start on	Audible signal
Stop on	Last shot
Penalties	As per current edition of rules
Safety angles	L/R
Setup notes	Door will release swinger with no-shoot steel plate.



## 8. Hatch to Heaven

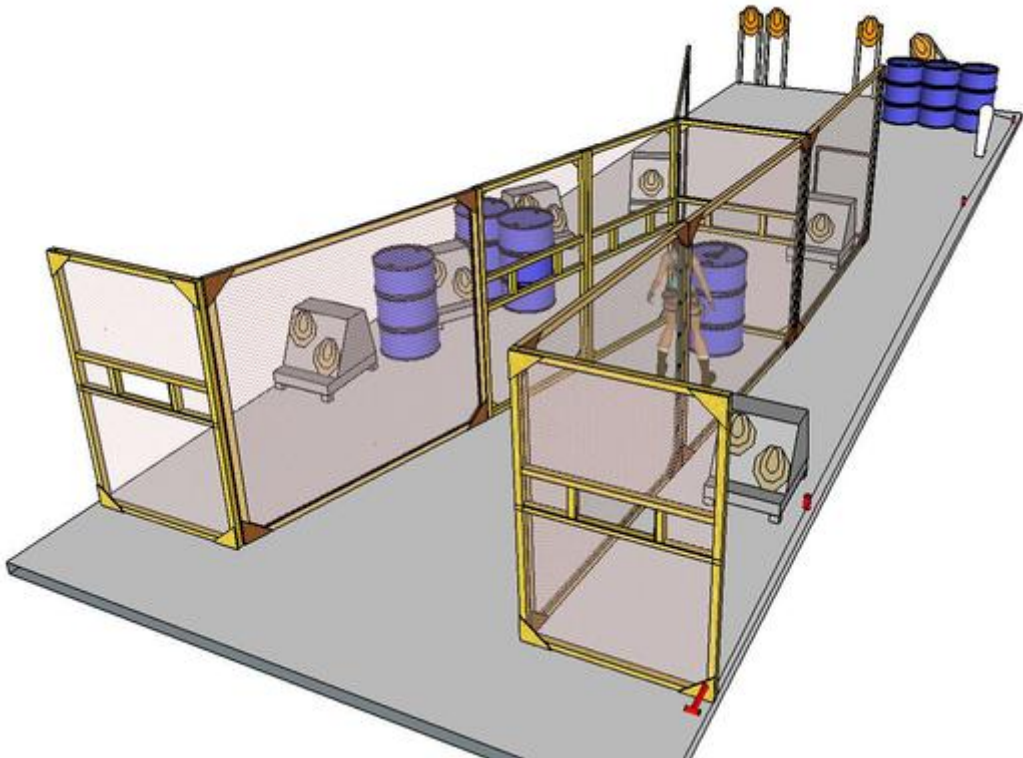


CoF	Comstock - Short	Points	60 p
Targets	6 paper, Total 6 targets	Min rounds	12
Firearm	Handgun	Match-%	5.58%

Procedure	On signal engage all targets from within designated area
Starting position	Standing relaxed anywhere within designated area. Gun loaded and holstered
Firearm ready condition	
Start on	Audible signal
Stop on	Last shot
Penalties	As per current edition of rules
Safety angles	90 degrees left and red mark on right side
Setup notes	Handlebar will open hatch.

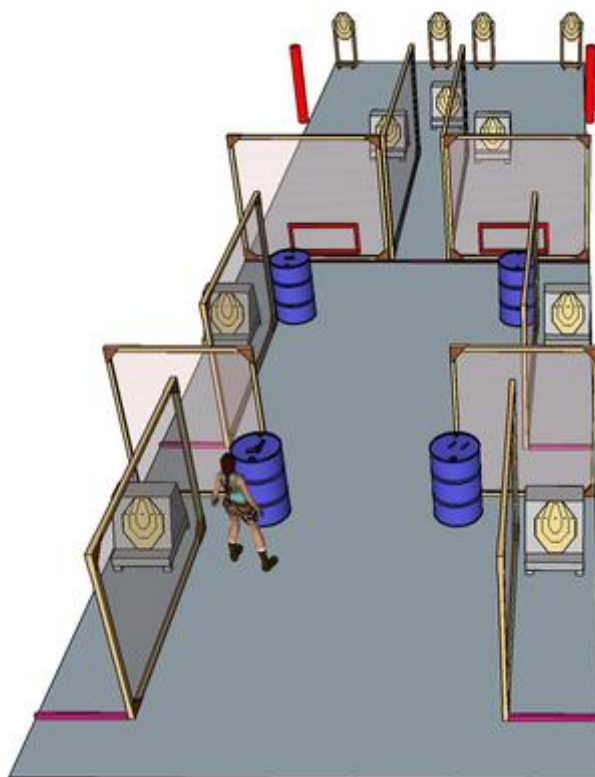


# 9. A Better Choice



CoF	Comstock - Long	Points	145 p
Targets	14 paper, 1 popper, Total 15 targets	Min rounds	29
Firearm	Handgun	Match-%	13.49%
Procedure	On signal engage all targets from within designated area.		
Starting position	Standing relaxed anywhere within designed area. Gun loaded lying flat on barrel.		
Firearm ready condition			
Start on	Audible signal		
Stop on	Last shot		
Penalties	As per current edition of rules		
Safety angles	90 degrees left and red mark on right side		
Setup notes	Handlebar or popper P1 will release swinger with target T1. T1 will stay visible at rest.		

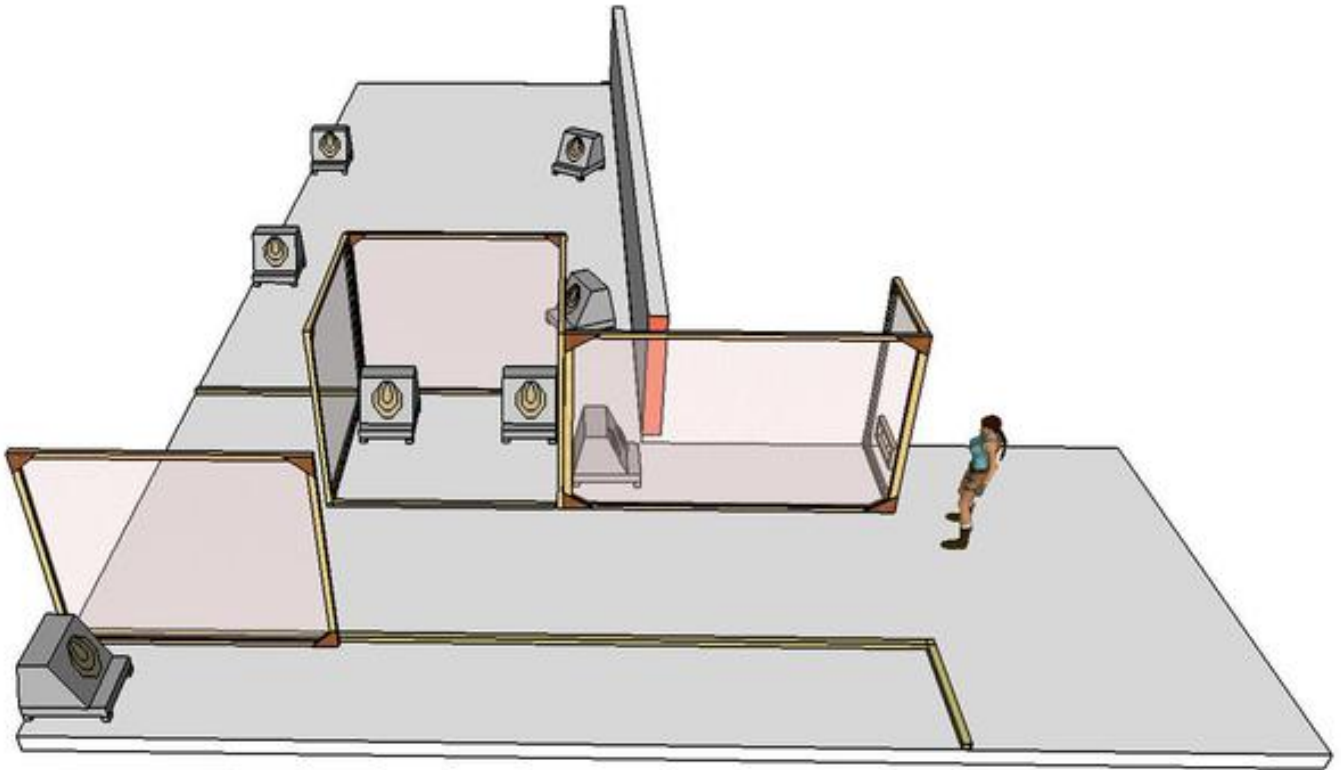
## 10. Four Barrels



CoF	Comstock - Medium	Points	110 p
Targets	11 paper, Total 11 targets	Min rounds	22
Firearm	Handgun	Match-%	10.23%

Procedure	On signal engage all targets from within designated area. All magazines to be used are to be placed on the other barrels than the barrel with the gun.
Starting position	Standing relaxed anywhere within designated area. Gun unloaded lying flat on one of the barrels.
Firearm ready condition	
Start on	Audible signal
Stop on	Last shot
Penalties	As per current edition of rules
Safety angles	90 degrees left and right until red marking on left and right side
Setup notes	

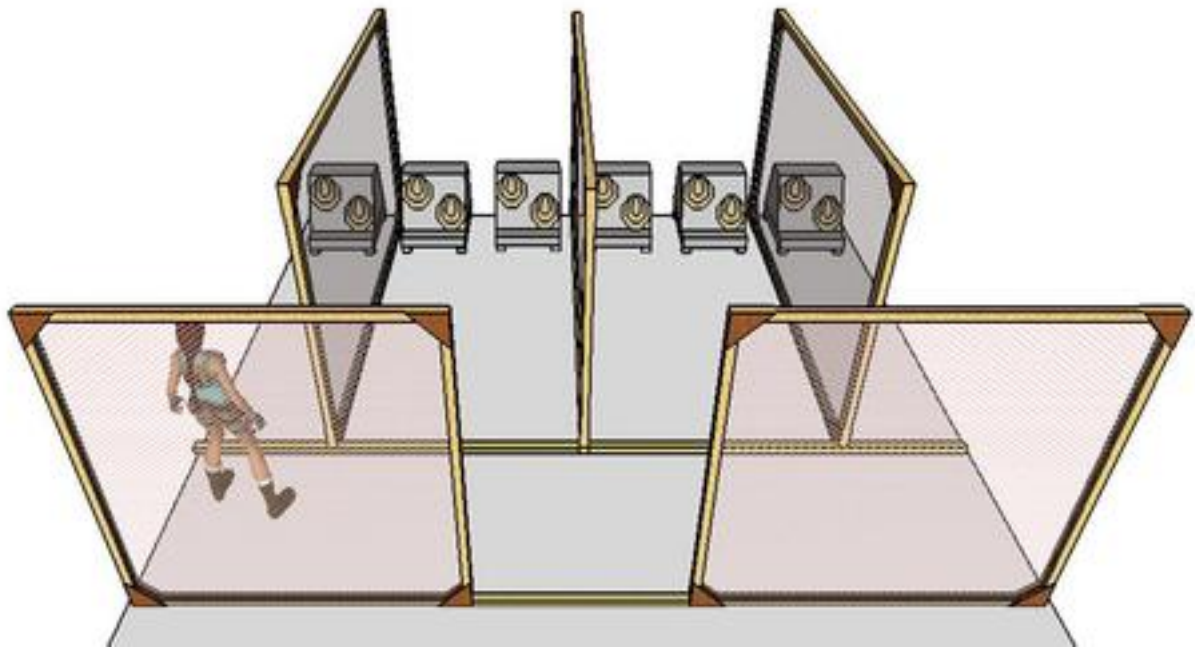
## 11. Near and Far



CoF	Comstock - Medium	Points	90 p
Targets	9 paper, Total 9 targets	Min rounds	18
Firearm	Handgun	Match-%	8.37%

Procedure	On signal engage all targets from within designated area.
Starting position	Standing relaxed anywhere within designated area. Gun loaded and holstered.
Firearm ready condition	
Start on	Audible signal
Stop on	Last shot
Penalties	As per current edition of rules
Safety angles	90 degrees left and right until red marking on left and right side
Setup notes	

## 12. Sideways



CoF	Comstock - Medium	Points	120 p
Targets	12 paper, Total 12 targets	Min rounds	24
Firearm	Handgun	Match-%	11.16%

Procedure	On signal engage all targets from within designated area.
Starting position	Standing relaxed anywhere within designated area. Gun loaded and holstered
Firearm ready condition	
Start on	Audible signal
Stop on	Last shot
Penalties	As per current edition of rules
Safety angles	L/R
Setup notes	