
















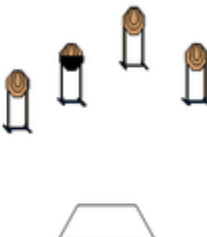
# 1. FAZNET

STAGE NUMBER:	1	RANGE NUMBER:	1	FAZNET									
START POSITION:	Shooter starts anywhere in the designated area. Gun is loaded and holstered. Hands relaxed at sides when ready.												
STAGE PROCEDURE:	At the start signal, engage targets from within the designated area.												
	12		6		0		0		0		0		0
													

CoF	Comstock - Short	Points	60 p
Targets	6 paper, Total 6 targets	Min rounds	12
Firearm	Handgun	Match-%	7.27%

Procedure	
Starting position	Gun loaded & holstered
Firearm ready condition	
Start on	Audible signal
Stop on	Last shot
Penalties	As per current edition of rules
Safety angles	L/R
Setup notes	








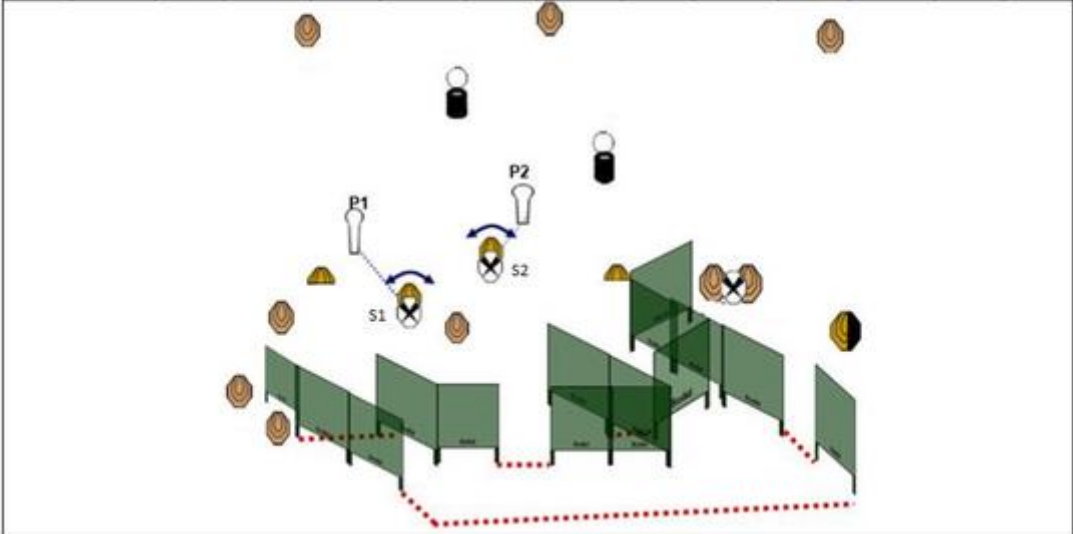
## 2. SPARTAN ARMS INTERNATIONAL

STAGE NUMBER:	2	RANGE NUMBER:	2	SPARTAN ARMS INTERNATIONAL									
START POSITION:	Shooter starts anywhere in the designated area. Gun is loaded and holstered. Hands relaxed at sides when ready.												
STAGE PROCEDURE:	At the start signal, engage targets from within the designated area.												
	8		4		0		0		0		0		0
													

CoF	Comstock - Short	Points	40 p
Targets	4 paper, Total 4 targets	Min rounds	8
Firearm	Handgun	Match-%	4.85%

Procedure	
Starting position	Gun loaded & holstered
Firearm ready condition	
Start on	Audible signal
Stop on	Last shot
Penalties	As per current edition of rules
Safety angles	L/R
Setup notes	








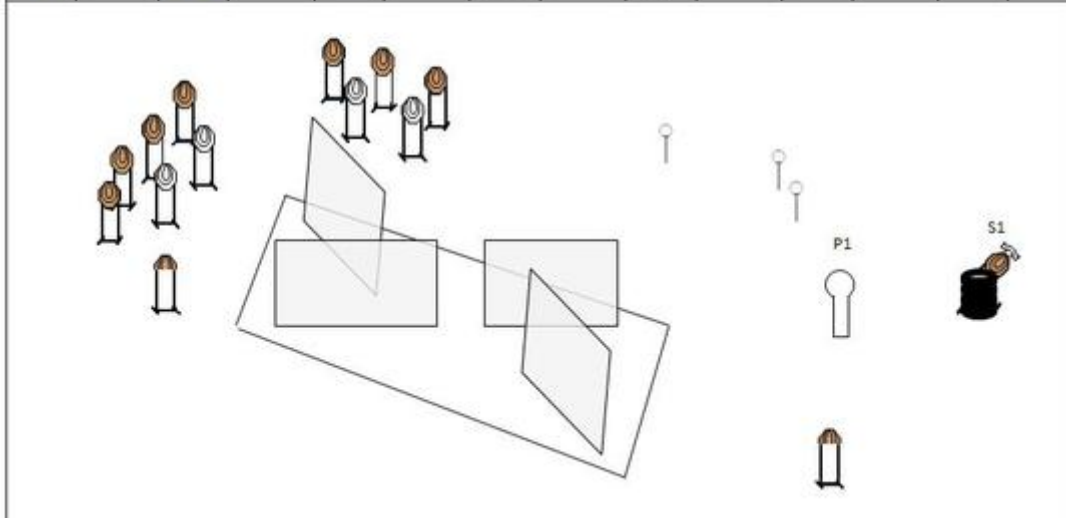
### 3. PROF ENGINEERING

STAGE NUMBER:	1	RANGE NUMBER:	3	PROF ENGINEERING									
START POSITION:	Shooter starts anywhere in the designated area. Gun is loaded and holstered. Hands relaxed at sides when ready.												
STAGE PROCEDURE:	At the start signal, engage targets from within the designated area. P1 activates mover S1, P2 activates mover S2, both movers remain visible.												
	32		14		0		3		2		0		2
													

CoF	Comstock - Long	Points	140 p
Targets	12 paper, 4 popper, 3 no-shoot, Total 16 targets	Min rounds	28
Firearm	Handgun	Match-%	16.97%

Procedure	
Starting position	Gun loaded & holstered
Firearm ready condition	
Start on	Audible signal
Stop on	Last shot
Penalties	As per current edition of rules
Safety angles	L/R
Setup notes	








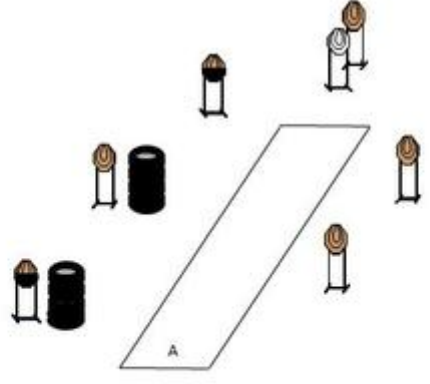
## 4. MOTRADE ENGINEERING

STAGE NUMBER:	2	RANGE NUMBER:	4	STAGE NAME:	MOTRADE ENGINEERING									
START POSITION:	Shooter starts anywhere in the designated area. Gun is loaded and holstered. Hands raised above shoulders with palms facing forward when ready.													
STAGE PROCEDURE:	On the audible start signal engage targets from within the designated area. P1 activates mover S1 which remains visible.													
	24		10		0		4		1		0		3	
														

CoF	Comstock - Medium	Points	120 p
Targets	10 paper, 4 popper, 4 no-shoot, Total 14 targets	Min rounds	24
Firearm	Handgun	Match-%	14.55%

Procedure	
Starting position	Gun loaded & holstered
Firearm ready condition	
Start on	Audible signal
Stop on	Last shot
Penalties	As per current edition of rules
Safety angles	L/R
Setup notes	









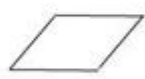
## 5. ESKAN INVESTMENTS

STAGE NUMBER:	3	RANGE NUMBER:	5	STAGE NAME:	ESKAN INVESTMENTS								
START POSITION:	Shooter starts anywhere in the designated area. Gun is unloaded and holstered. Hands relaxed at sides when ready.												
STAGE PROCEDURE:	On the audible start signal engage targets from within the designated area.												
	12		6		0		1		0		0		0
													

CoF	Comstock - Short	Points	60 p
Targets	6 paper, 1 no-shoot, Total 6 targets	Min rounds	12
Firearm	Handgun	Match-%	7.27%

Procedure	
Starting position	Gun loaded & holstered
Firearm ready condition	
Start on	Audible signal
Stop on	Last shot
Penalties	As per current edition of rules
Safety angles	L/R
Setup notes	









## 6. PIZZA DEL FORNO

STAGE NUMBER:	4	RANGE NUMBER:	6	STAGE NAME:	PIZZA DEL FORNO								
START POSITION:	Shooter starts anywhere in the designated area with back to targets. Gun is loaded and holstered. Hands raised above shoulders with palms facing forward when ready.												
STAGE PROCEDURE:	On the audible start signal engage targets from within the designated area. Engage targets from either left to right, or from right to left. A mandatory reload is required before re-engaging targets in reverse order.												
	12		6		0		0		0		0		0
  													

CoF	Comstock - Short	Points	60 p
Targets	6 paper, Total 6 targets	Min rounds	12
Firearm	Handgun	Match-%	7.27%

Procedure	
Starting position	Gun loaded & holstered
Firearm ready condition	
Start on	Audible signal
Stop on	Last shot
Penalties	As per current edition of rules
Safety angles	L/R
Setup notes	








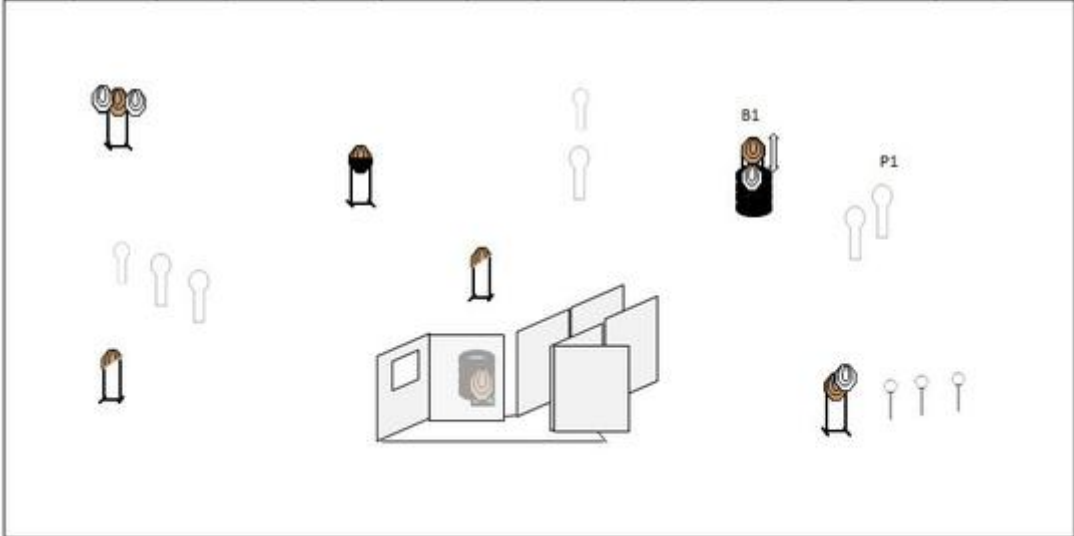
# 7. FIREWORX

STAGE NUMBER:	7	RANGE NUMBER:	7	STAGE NAME:	FIREWORX								
START POSITION:	Shooter starts anywhere in the designated area with back to targets. Gun is loaded and holstered. Hands raised above shoulders with palms facing forward when ready.												
STAGE PROCEDURE:	On the audible start signal engage targets from within the designated area. Engage targets from either left to right, or from right to left. A mandatory reload is required before re-engaging targets in reverse order.												
	9		4		0		0		1		0		0
													

CoF	Comstock - Short	Points	45 p
Targets	4 paper, 1 popper, Total 5 targets	Min rounds	9
Firearm	Handgun	Match-%	5.45%

Procedure	
Starting position	Gun loaded & holstered
Firearm ready condition	
Start on	Audible signal
Stop on	Last shot
Penalties	As per current edition of rules
Safety angles	L/R
Setup notes	

# 8. BERNHARD AGENCIES








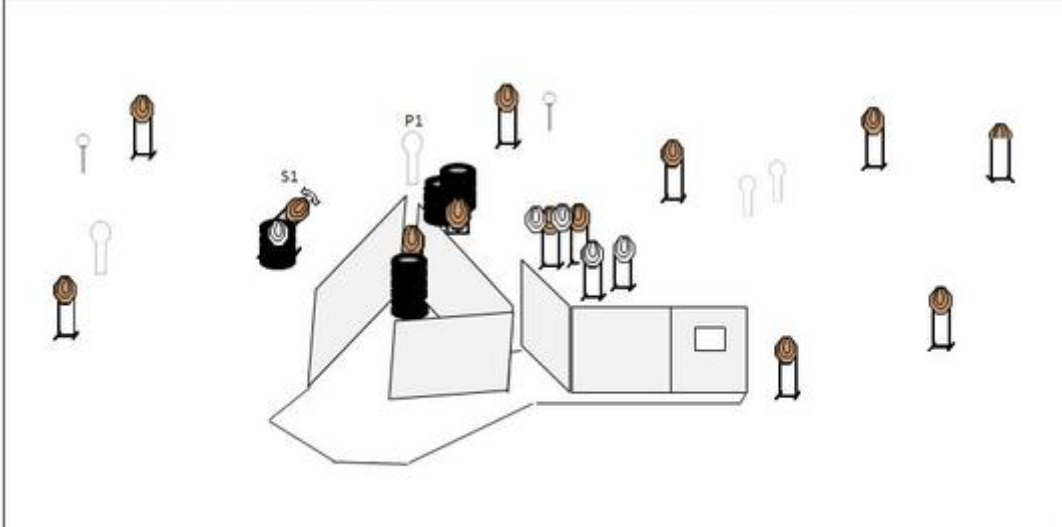
STAGE NUMBER:	5	RANGE NUMBER:	8	Sponsored by: BERNARD AGENCIES									
START POSITION:	Shooter starts anywhere in the designated area. Gun is loaded and holstered. Hands on head with fingers interlaced when ready.												
STAGE PROCEDURE:	At the start signal, engage targets from within the designated area. P1 activates mover B1 which remains visible.												
	24		7		0		4		5		2		3
													

CoF	Comstock - Medium	Points	120 p
Targets	7 paper, 10 popper, 4 no-shoot, Total 17 targets	Min rounds	24
Firearm	Handgun	Match-%	14.55%

Procedure	
Starting position	Gun loaded & holstered
Firearm ready condition	
Start on	Audible signal
Stop on	Last shot
Penalties	As per current edition of rules
Safety angles	L/R
Setup notes	










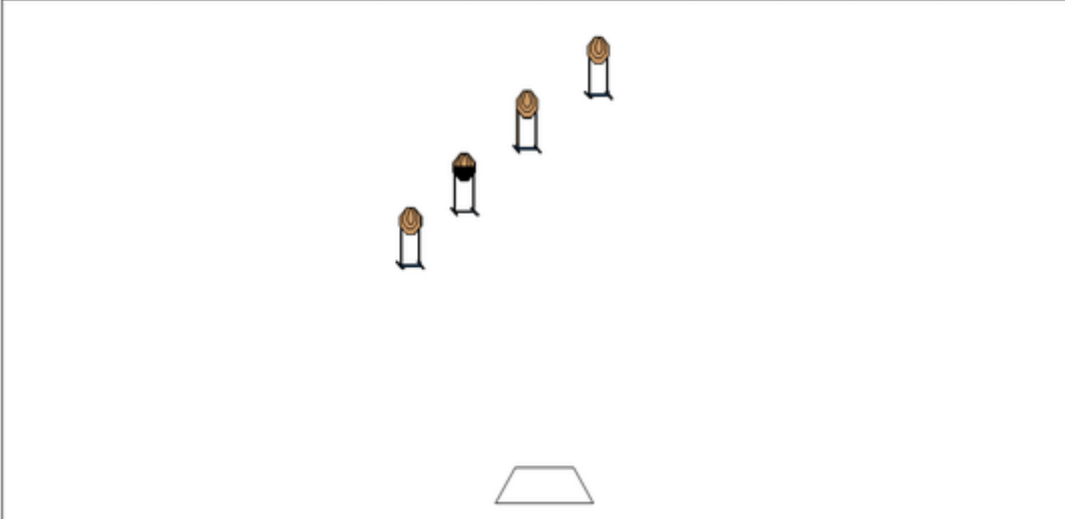
## 9. AFRIMAT

STAGE NUMBER:	6	RANGE NUMBER:	9	STAGE NAME:	AFRIMAT									
START POSITION:	Shooter starts at anywhere in the designated area. Gun is loaded and holstered with chamber empty. Hands relaxed at sides when ready.													
STAGE PROCEDURE:	On the audible start signal engage targets from within the designated area. P1 activates mover S1 which remains visible.													
	32		13		0		4		2		2		2	
														

CoF	Comstock - Long	Points	140 p
Targets	12 paper, 4 popper, 4 no-shoot, Total 16 targets	Min rounds	28
Firearm	Handgun	Match-%	16.97%

Procedure	
Starting position	Gun loaded & holstered
Firearm ready condition	
Start on	Audible signal
Stop on	Last shot
Penalties	As per current edition of rules
Safety angles	L/R
Setup notes	

## 10. AD Tactical

STAGE NUMBER:	10	RANGE NUMBER:	10	AD TACTICAL									
START POSITION:	Shooter starts anywhere in the designated area. Gun is loaded and holstered. Hands relaxed at sides when ready.												
STAGE PROCEDURE:	At the start signal, engage targets from within the designated area whilst using the strong hand unsupported.												
	8		4		0		0		0		0		0
													

CoF	Comstock - Short	Points	40 p
Targets	4 paper, Total 4 targets	Min rounds	8
Firearm	Handgun	Match-%	4.85%

Procedure	
Starting position	Gun loaded & holstered
Firearm ready condition	
Start on	Audible signal
Stop on	Last shot
Penalties	As per current edition of rules
Safety angles	L/R
Setup notes	