






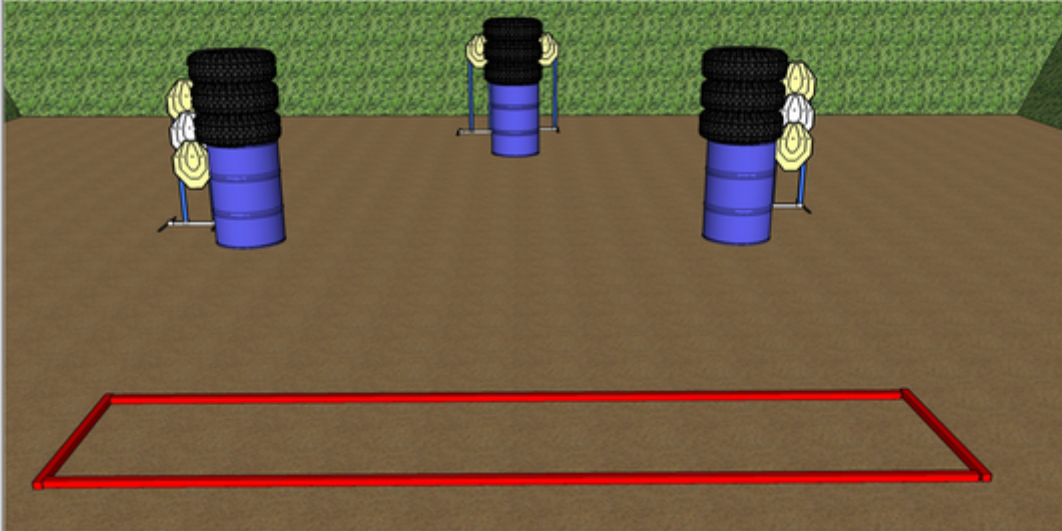


1. FAZNET









STAGE NUMBER:	1	RANGE NUMBER:	1	GOLDEN CITY <small>SHOOTING CLUB</small>	Sponsored by: FAZNET								
START POSITION:	Shooter starts anywhere in the designated area. Firearm is loaded and holstered. Hands relaxed at sides when ready.												
STAGE PROCEDURE:	At the start signal, engage targets from within the designated area.												
	12		0		6		2		0		0		0



CoF	Comstock - Short	Points	60 p
Targets	6 paper, 2 no-shoot, Total 6 targets	Min rounds	12
Firearm	Handgun	Match-%	7.27%

Procedure	
Starting position	Gun loaded & holstered
Firearm ready condition	
Start on	Audible signal
Stop on	Last shot
Penalties	As per current edition of rules
Safety angles	L/R
Setup notes	

2. SPARTAN ARMS INTERNATIONAL

STAGE NUMBER:	2	RANGE NUMBER:	2	GOLDEN CITY <small>SHOOTING CLUB</small> Sponsored by: SPARTAN ARMS INTERNATIONAL									
START POSITION:	Shooter starts seated with back against the backrest. Firearm is loaded, chamber empty and placed on the table pointing down range. Hands on knees when ready.												
STAGE PROCEDURE:	At the start signal, engage targets from within the designated area, whilst using the strong hand unsupported.												
	9		4		0		3		1		0		0
													

CoF	Comstock - Short	Points	45 p
Targets	4 paper, 1 popper, 3 no-shoot, Total 5 targets	Min rounds	9
Firearm	Handgun	Match-%	5.45%

Procedure	
Starting position	Gun loaded & holstered
Firearm ready condition	
Start on	Audible signal
Stop on	Last shot
Penalties	As per current edition of rules
Safety angles	L/R
Setup notes	

3. PROF ENGINEERING

STAGE NUMBER:	3	RANGE NUMBER:	3	GOLDEN CITY <small>SHOOTING CLUB</small> Sponsored by: PROF ENGINEERING									
START POSITION:	Shooter starts anywhere in the designated area. Firearm is loaded and holstered. Hands on head fingers interlaced when ready.												
STAGE PROCEDURE:	At the start signal, engage targets from within the designated area. P1 activates movers S1 and S2, both S1 and S2 remain visible.												
	32		13		0		4		3		0		3

CoF	Comstock - Long	Points	160 p
Targets	13 paper, 6 popper, 4 no-shoot, Total 19 targets	Min rounds	32
Firearm	Handgun	Match-%	19.39%

Procedure	
Starting position	Gun loaded & holstered
Firearm ready condition	
Start on	Audible signal
Stop on	Last shot
Penalties	As per current edition of rules
Safety angles	L/R
Setup notes	

4. MOTRADE ENGINEERING

STAGE NUMBER:	4	RANGE NUMBER:	4	GOLDEN CITY Sponsored by: MOTRADE ENGINEERING									
START POSITION:	Shooter starts anywhere in the designated area. Firearm is loaded and holstered. Hands relaxed at sides when ready.												
STAGE PROCEDURE:	At the start signal, engage targets from within the designated area. P1 activates mover S1, P2 activates mover B1, both S1 and B1 remain visible.												
	24		9		0		1		6		0		0

CoF	Comstock - Medium	Points	120 p
Targets	9 paper, 6 popper, 1 no-shoot, Total 15 targets	Min rounds	24
Firearm	Handgun	Match-%	14.55%

Procedure	
Starting position	
Firearm ready condition	
Start on	Audible signal
Stop on	Last shot
Penalties	As per current edition of rules
Safety angles	L/R
Setup notes	








5. ESKAN INVESTMENTS


STAGE NUMBER:	5	RANGE NUMBER:	5	GOLDEN CITY <small>SHOOTING CLUB</small> Sponsored by: ESKAN INVESTMENTS									
START POSITION:	Shooter starts with the palms of both hands placed flat on the barricade in the demarcated area when ready. Firearm is loaded and holstered.												
STAGE PROCEDURE:	At the start signal, engage targets from within the designated area. P1 activates mover S1, P2 activates mover S2, both S1 and S2 remain visible.												
	24		10		0		5		2		0		2

CoF	Comstock - Medium	Points	120 p
Targets	10 paper, 4 popper, 5 no-shoot, Total 14 targets	Min rounds	24
Firearm	Handgun	Match-%	14.55%

Procedure	
Starting position	Gun loaded & holstered
Firearm ready condition	
Start on	Audible signal
Stop on	Last shot
Penalties	As per current edition of rules
Safety angles	L/R
Setup notes	

6. PIZZA DEL FORNO GLENANDA








STAGE NUMBER:	6	RANGE NUMBER:	6	GOLDEN CITY <small>SHOOTING CLUB</small> Sponsored by: PIZZA DEL FORNO GLENANDA									
START POSITION:	Shooter starts anywhere in the designated area. Firearm is loaded and holstered. Arms folded across chest when ready.												
STAGE PROCEDURE:	At the start signal, engage targets from within the designated area.												
	9		2		2		2		0		1		0




CoF	Comstock - Short	Points	45 p
Targets	4 paper, 1 popper, 2 no-shoot, Total 5 targets	Min rounds	9
Firearm	Handgun	Match-%	5.45%

Procedure	
Starting position	Gun loaded & holstered
Firearm ready condition	
Start on	Audible signal
Stop on	Last shot
Penalties	As per current edition of rules
Safety angles	L/R
Setup notes	

7. BERNHARD AGENCIES

STAGE NUMBER:	7	RANGE NUMBER:	8	GOLDEN CITY Sponsored by: BERNHARD AGENCIES									
START POSITION:	Shooter starts with the heels of both feet touching the demarcated area at "X". Firearm is unloaded and placed on the table pointing downrange. All magazines to be used must be placed on the bottom shelf of the table. Hands raised above shoulders with the palms facing forward when ready.												
STAGE PROCEDURE:	At the start signal, engage targets from within the designated area.												
	32		13		0		5		4		0		2



CoF	Comstock - Long	Points	160 p
Targets	13 paper, 6 popper, 5 no-shoot, Total 19 targets	Min rounds	32
Firearm	Handgun	Match-%	19.39%

Procedure	
Starting position	Gun loaded & holstered
Firearm ready condition	
Start on	Audible signal
Stop on	Last shot
Penalties	As per current edition of rules
Safety angles	L/R
Setup notes	

8. SA BLOCK AFRIMAT

STAGE NUMBER:	8	RANGE NUMBER:	9	GOLDEN CITY <small>SHOOTING CLUB</small> Sponsored by: AFRIMAT									
START POSITION:	Shooter starts anywhere in the designated area. Firearm is loaded and holstered. Hands relaxed at sides when ready.												
STAGE PROCEDURE:	At the start signal, engage targets from within the designated area. P1 activates mover B1 which remain visible.												
	23		7		0		3		9		0		0

CoF	Comstock - Medium	Points	115 p
Targets	7 paper, 9 popper, 3 no-shoot, Total 16 targets	Min rounds	23
Firearm	Handgun	Match-%	13.94%

Procedure	
Starting position	Gun loaded & holstered
Firearm ready condition	
Start on	Audible signal
Stop on	Last shot
Penalties	As per current edition of rules
Safety angles	L/R
Setup notes	