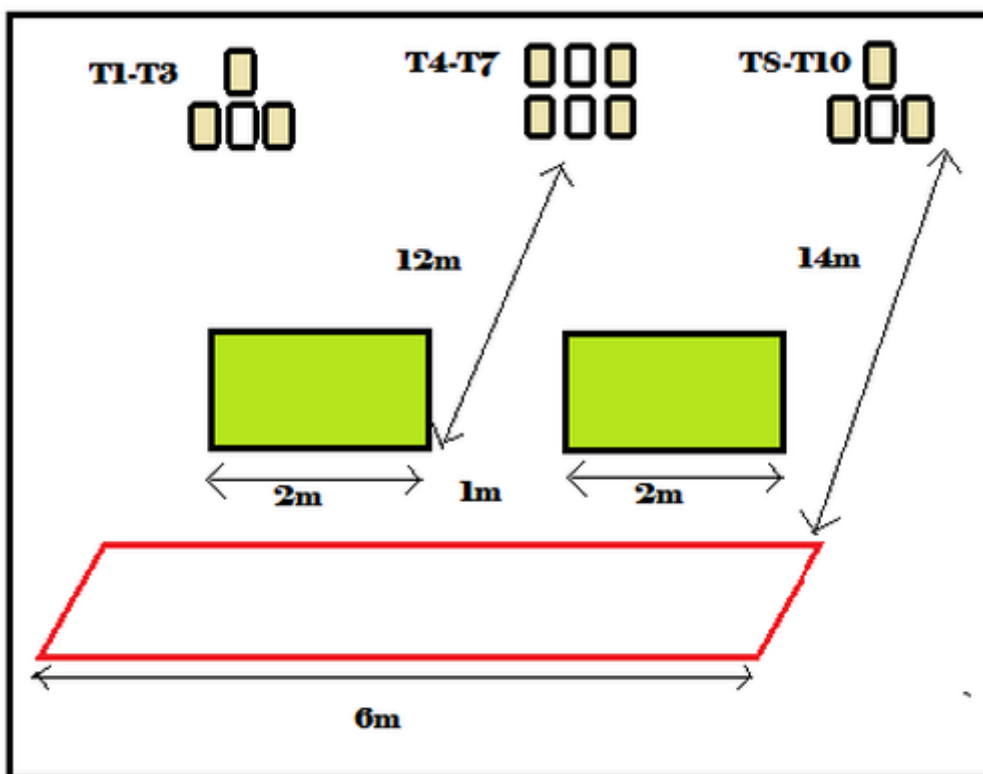


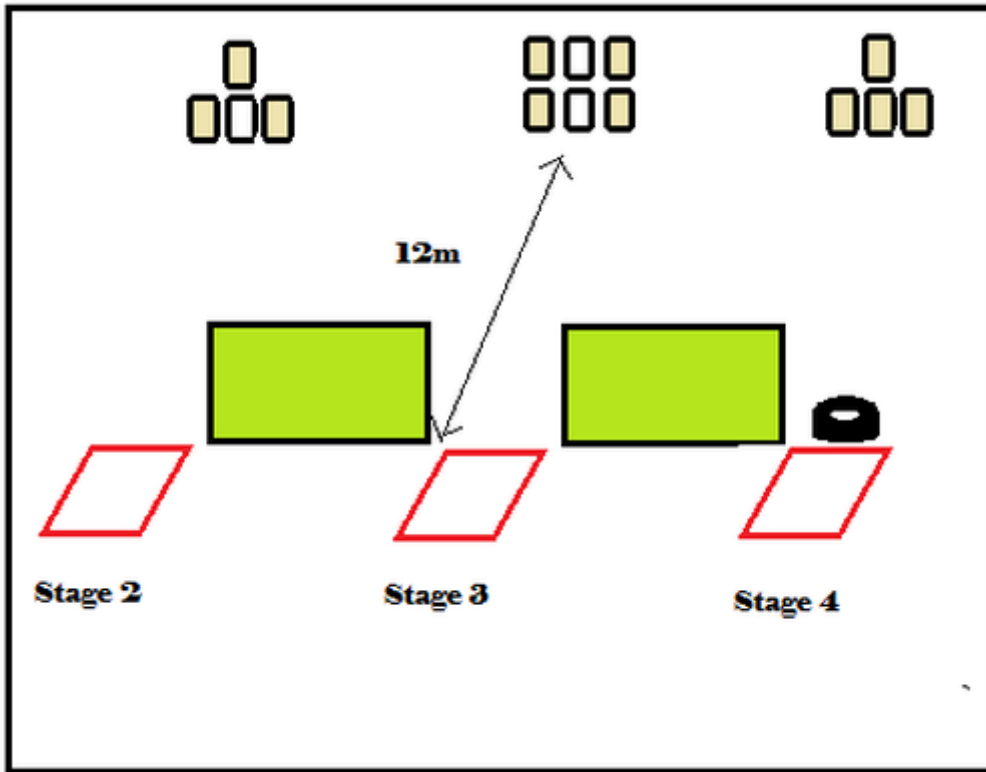
# 1. UKPSA Slug Postal League - Stage 1



CoF	Comstock - Medium	Points	50 p
Targets	10 paper, 4 no-shoot, Total 10 targets	Min rounds	10
Firearm	Shotgun	Match-%	40.00%

Procedure	On audible start signal shoot targets from shooting area. T1 -T3 around left hand side of left barricade. T4-T8 through area between barricades and T9-T11 around right hand side of right barricade.
Starting position	Standing upright anywhere in shooting area, Gun loaded Option 1 and held in 2 hands at waist level.
Firearm ready condition	
Start on	Audible signal
Stop on	Last shot
Penalties	As per current edition of rules
Safety angles	90/90/90 or local MAR
Setup notes	

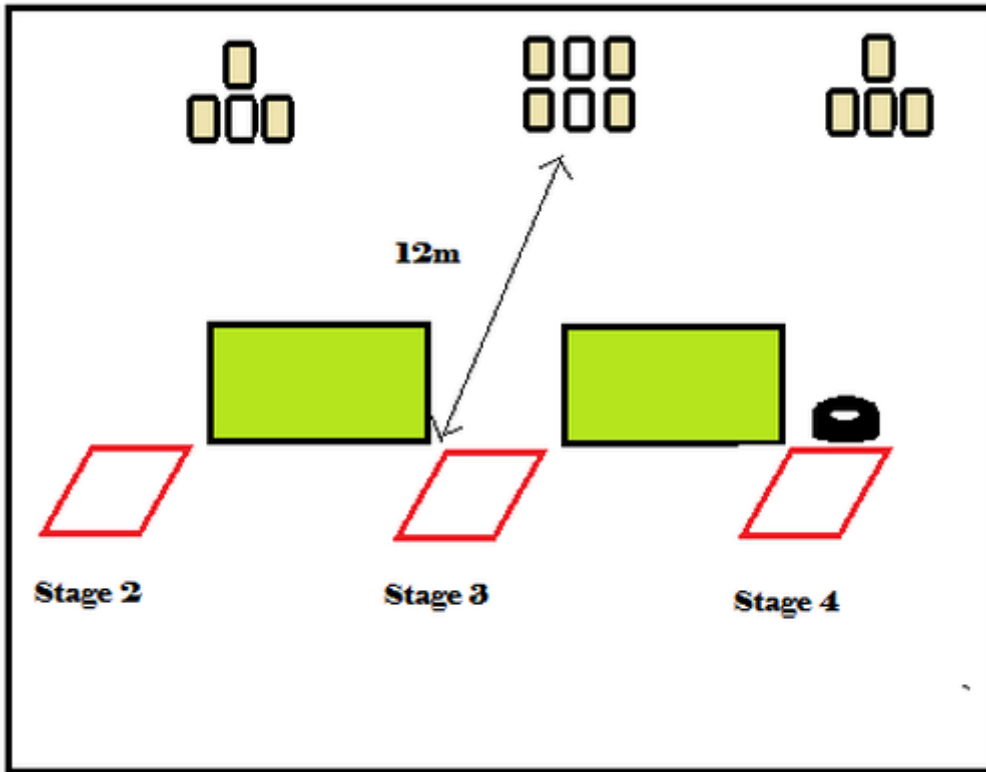
## 2. UKPSA Slug Postal League - Stage 2



CoF	Comstock - Short	Points	15 p
Targets	3 paper, Total 3 targets	Min rounds	3
Firearm	Shotgun	Match-%	12.00%

Procedure	Load and shoot each target with one round on each from within the shooting area.
Starting position	Gun unloaded and held in 2 hands at waist level
Firearm ready condition	
Start on	Audible signal
Stop on	Last shot
Penalties	As per current edition of rules
Safety angles	90/90/90 or local MAR
Setup notes	Use left hand array of targets from Stage 1, remove No Shoot

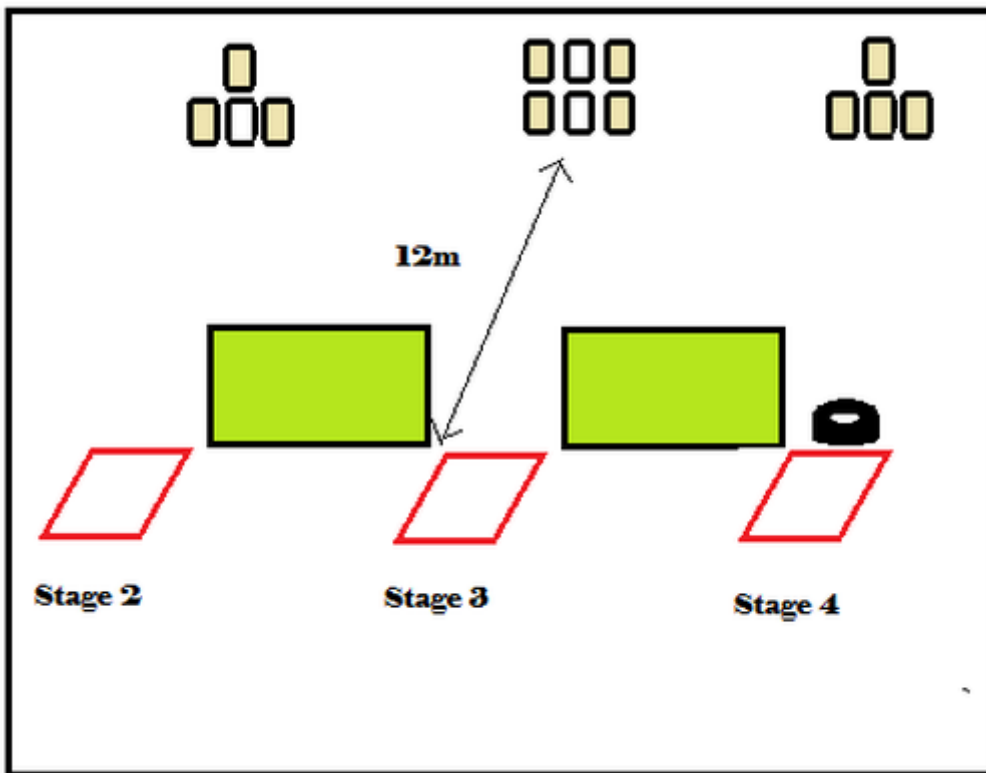
### 3. UKPSA Slug Postal League - Stage 3



CoF	Comstock - Short	Points	40 p
Targets	4 paper, 2 no-shoot, Total 4 targets	Min rounds	8
Firearm	Shotgun	Match-%	32.00%

Procedure	Shoot each target with a minimum of 1 round on each. carry out a compulsory reload and again shoot the targets with a minimum of 1 on each. Reload requires at least one round inserted into the gun.
Starting position	Gun loaded & held in two hands at waist level
Firearm ready condition	
Start on	Audible signal
Stop on	Last shot
Penalties	As per current edition of rules
Safety angles	90/90/90 or local MAR
Setup notes	Use Middle set of targets from stage 1

## 4. UKPSA Slug Postal League - Stage 4



CoF	Comstock - Short	Points	20 p
Targets	4 paper, Total 4 targets	Min rounds	4
Firearm	Shotgun	Match-%	16.00%

Procedure	Shoot each target with a minimum of one round on each.
Starting position	Gun loaded option 2 and placed on tyre. Trigger mechanism inside inner rim.
Firearm ready condition	
Start on	Audible signal
Stop on	Last shot
Penalties	As per current edition of rules
Safety angles	90/90/90 or local MAR
Setup notes	Use right hand array of targets from Stage 1. Replace No Shoot with a Shoot Target