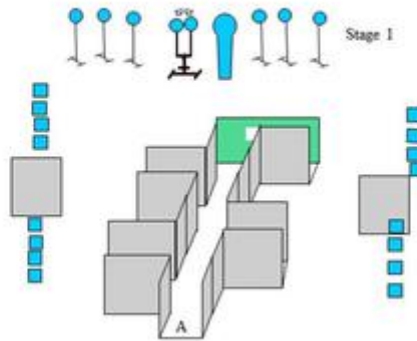


1. Stage 1

Stage 1	
STAGE INFO	
TYPE: Long Course	TARGETS: 16 IPSC Metal Plates 1 IPSC Popper 8 Frangible Targets
DISTANCES: 6-15m.	NUMBER OF ROUNDS: 25 Rounds Birdshot
START: Audible signal	MAX POINTS: 125 Points.
STOP: Last shot.	PENALTIES: As per current edition of IPSC Rule Book.
START POSITION:	Standing with heels touching rear fault line at A Gun Option 1 in Both hands at hip level
PROCEDURE:	On the start signal, engage all targets
DESIGN NOTES:	Popper activates bobbing frangible targets which remain visible at rest
BRIEFING NOTES:	Safety Angles: 90 /90 /90



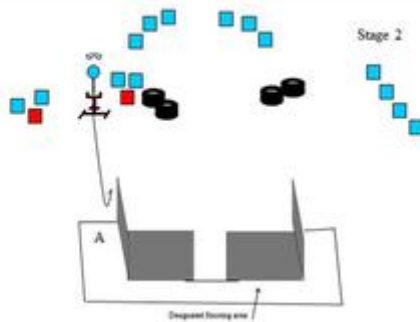
CoF	Comstock - Long	Points	125 p
Targets	1 popper, 16 plates, 8 frangible, Total 25 targets	Min rounds	25
Firearm	Shotgun	Match-%	15.72%

Procedure	
Starting position	Standing with heels touching rear fault line at A Gun Option 1 in Both hands at hip level
Firearm ready condition	
Start on	Audible signal
Stop on	Last shot
Penalties	As per current edition of rules
Safety angles	90 90 90
Setup notes	

2. Stage 2

Stage 2

STAGE INFO	
TYPE:	Medium course.
DISTANCES:	8-- 10 m.
START:	Audible signal
STOP:	Last shot.
TARGETS:	14 IPSC Metal Plates 2 No Shoots 1 Frangible Target
NUMBER OF ROUNDS	15 Rounds Birdshot
MAX POINTS:	75 Points.
PENALTIES:	As per current edition of IPSC Rule Book.
START POSITION:	Standing at A Gun Option 1 in strong hand trail weak hand holding activator rope
PROCEDURE:	On the start signal, pull rope to activate bobbing target which will remain visible at rest and engage all targets
DESIGN NOTES:	
BRIEFING NOTES:	Safety Angles: 90 / 90 / 90



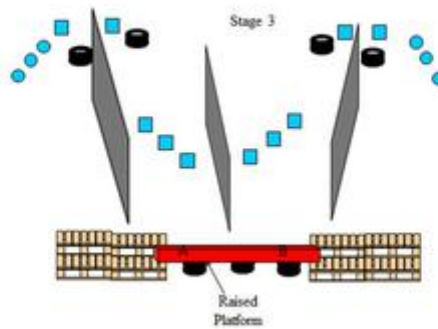
CoF	Comstock - Medium	Points	75 p
Targets	14 plates, 1 frangible, 2 no-shoot, Total 15 targets	Min rounds	15
Firearm	Shotgun	Match-%	9.43%

Procedure	On the start signal, pull rope to activate bobbing target which will remain visible at rest and engage all targets
Starting position	Standing at A Gun Option 1 in strong hand trail weak hand holding activator rope
Firearm ready condition	
Start on	Audible signal
Stop on	Last shot
Penalties	As per current edition of rules
Safety angles	90 90 90
Setup notes	

3. Stage 3

Stage 3

STAGE INFO	
TYPE:	Medium course.
TARGETS:	10 IPSC Metal Plates 6 Frangible Targets
NUMBER OF ROUNDS:	16 Rounds Birdshot
DISTANCES:	8-15 m.
MAX POINTS:	80 Points.
START:	Audible signal
PENALTIES:	As per current edition of IPSC Rule Book.
STOP:	Last shot.
START POSITION:	Standing at A or B Gun loaded option 1. Held in both hands at waist level.
PROCEDURE:	On the start signal, engage all targets from the raised platforms
DESIGN NOTES:	
BRIEFING NOTES:	Safety Angles: 90 / 90 / 90.



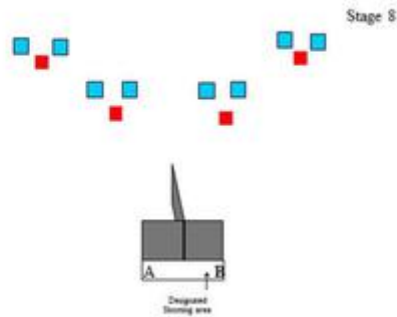
CoF	Comstock - Medium	Points	80 p
Targets	10 plates, 6 frangible, Total 16 targets	Min rounds	16
Firearm	Shotgun	Match-%	10.06%

Procedure	
Starting position	Standing at A or B Gun loaded option 1. Held in both hands at waist level
Firearm ready condition	
Start on	Audible signal
Stop on	Last shot
Penalties	As per current edition of rules
Safety angles	90 90 90
Setup notes	

4. Stage 4

Stage 4

STAGE INFO	
TYPE: Short course.	TARGETS: 8 IPSC Metal Plates 4 IPSC Metal No Shoots
DISTANCES: 8 - 10m.	NUMBER OF ROUNDS: 8 Rounds Birdshot
START: Audible signal	MAX POINTS: 40 Points.
STOP: Last shot.	PENALTIES: As per current edition of IPSC Rule Book.
START POSITION: Standing at A or B Gun loaded option 1. Held in both hands at waist level	
PROCEDURE: On the start signal, engage all targets	
DESIGN NOTES:	
BRIEFING NOTES: Safety Angles: 90 / 90 / 90.	



CoF	Comstock - Short	Points	40 p
Targets	8 plates, 4 no-shoot, Total 8 targets	Min rounds	8
Firearm	Shotgun	Match-%	5.03%

Procedure	
Starting position	Standing at A or B Gun loaded option 1. Held in both hands at waist level
Firearm ready condition	
Start on	Audible signal
Stop on	Last shot
Penalties	As per current edition of rules
Safety angles	90 90 90
Setup notes	

5. Stage 5

Stage 5

STAGE INFO	
TYPE: Short course.	TARGETS: 6 IPSC Metal Plates 1 Popper 1 Double value clay
DISTANCES: 6 – 10 m.	NUMBER OF ROUNDS: 8 Rounds Birdshot
START: Audible signal	MAX POINTS: 45 Points.
STOP: Last shot.	PENALTIES: As per current edition of IPSC Rule Book.
START POSITION: Standing anywhere within the designated shooting area, Gun option 2 held in both hands at hip level	
PROCEDURE: On the start signal, engage all targets.	
DESIGN NOTES: Popper activates double value disappearing clay	
BRIEFING NOTES: Safety Angles: 90 / 90 / 90.	

The diagram illustrates the Stage 5 setup. A blue figure representing the shooter stands at the top center. Below the shooter is a grey rectangular area labeled 'Designated Shooting Area'. To the left of the shooting area, there are several black and blue circular icons representing targets. To the right, there are three blue square icons representing targets. The text 'Stage 5' is written to the right of the shooter's position.

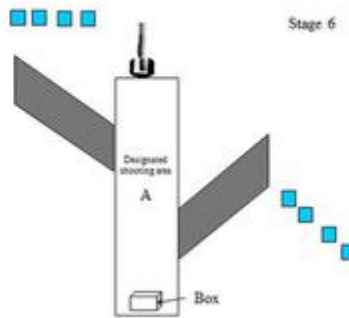
CoF	Comstock - Short	Points	45 p
Targets	1 popper, 6 plates, 1 frangible, (with 1 10p), Total 8 targets	Min rounds	8
Firearm	Shotgun	Match-%	5.66%

Procedure	Popper activates double value disappearing clay
Starting position	Standing anywhere within the designated shooting area, Gun option 2 held in both hands at hip level
Firearm ready condition	
Start on	Audible signal
Stop on	Last shot
Penalties	As per current edition of rules
Safety angles	90 90 90
Setup notes	

6. Stage 6

Stage 6

STAGE INFO	
TYPE:	Short course.
DISTANCES:	10 m.
START:	Audible signal
STOP:	Last shot.
START POSITION:	Standing at A facing left or right, gun on tyre option 3 all ammunition to be placed in box
PROCEDURE:	On the start signal, engage all targets
DESIGN NOTES:	All ammunition to be placed in box which must close, no shell carriers or ammunition allowed on the gun
BRIEFING NOTES:	Safety Angles: 90 / 90 / 90



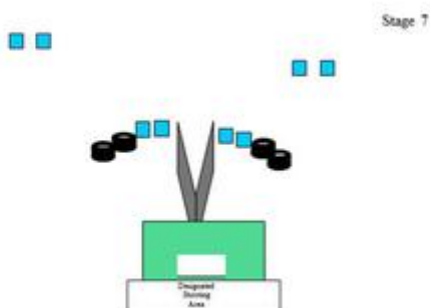
CoF	Comstock - Short	Points	40 p
Targets	8 plates, Total 8 targets	Min rounds	8
Firearm	Shotgun	Match-%	5.03%

Procedure	All ammunition to be placed in box which must close, no shell carriers or ammunition allowed on the gun
Starting position	Standing at A facing left or right, gun on tyre option 3 all ammunition to be placed in box
Firearm ready condition	
Start on	Audible signal
Stop on	Last shot
Penalties	As per current edition of rules
Safety angles	90 90 90
Setup notes	

7. Stage 7

Stage 7

STAGE INFO	
TYPE: Short Course.	TARGETS: 8 IPSC Metal Plates
DISTANCES: 10-12 m.	NUMBER OF ROUNDS: 8 Rounds Birdshot
START: Audible signal	MAX POINTS: 40 Points.
STOP: Last shot.	PENALTIES: As per current edition of IPSC Rule Book.
START POSITION:	Standing anywhere within the designated shooting area. Gun loaded option 1 held in both hands at waist level
PROCEDURE:	On the start signal, engage all targets.
DESIGN NOTES:	
BRIEFING NOTES: Safety Angles: 90 / 90 / 90.	



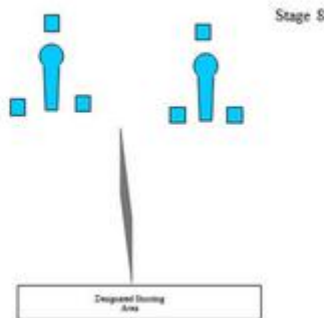
CoF	Comstock - Short	Points	40 p
Targets	8 plates, Total 8 targets	Min rounds	8
Firearm	Shotgun	Match-%	5.03%

Procedure	
Starting position	Standing anywhere within the designated shooting area. Gun loaded option 1 held in both hands at wa
Firearm ready condition	
Start on	Audible signal
Stop on	Last shot
Penalties	As per current edition of rules
Safety angles	90 90 90
Setup notes	

8. Stage 8

Stage 8

STAGE INFO	
TYPE: Short course.	TARGETS: 6 IPSC Metal Plates 2 Poppers
DISTANCES: 8 – 10 m.	NUMBER OF ROUNDS: 8 Rounds Birdshot
START: Audible signal	MAX POINTS: 40 Points.
STOP: Last shot.	PENALTIES: As per current edition of IPSC Rule Book.
START POSITION:	Standing anywhere within the designated shooting area. Gun loaded option 3 held in both hands at waist level
PROCEDURE:	On the start signal, engage all targets
DESIGN NOTES:	
BRIEFING NOTES: Safety Angles: 90 / 90 / 90.	



CoF	Comstock - Short	Points	40 p
Targets	2 popper, 6 plates, Total 8 targets	Min rounds	8
Firearm	Shotgun	Match-%	5.03%

Procedure	
Starting position	Standing anywhere within the designated shooting area. Gun loaded option 3 held in both hands at wa
Firearm ready condition	
Start on	Audible signal
Stop on	Last shot
Penalties	As per current edition of rules
Safety angles	90 90 90
Setup notes	

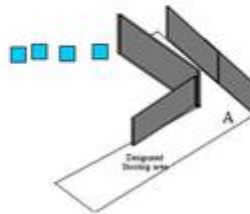
9. Stage 9

Stage 9

STAGE INFO	
TYPE: Short course.	TARGETS: 8 IPSC Metal Plates
DISTANCES: 10-12 m.	NUMBER OF ROUNDS: 8 Rounds Birdshot
START: Audible signal	MAX POINTS: 40 Points.
STOP: Last shot.	PENALTIES: As per current edition of IPSC Rule Book.
START POSITION:	Standing at A within the designated shooting area Gun loaded option 1 held in both hands at waist level
PROCEDURE:	On the start signal, engage all targets
DESIGN NOTES:	
BRIEFING NOTES: Safety Angles: 90 / 90 / 90.	



Stage 9



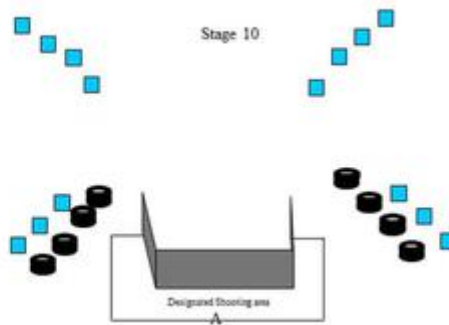
CoF	Comstock - Short	Points	40 p
Targets	8 plates, Total 8 targets	Min rounds	8
Firearm	Shotgun	Match-%	5.03%

Procedure	
Starting position	Standing at A within the designated shooting area Gun loaded option 1 held in both hands at waist
Firearm ready condition	
Start on	Audible signal
Stop on	Last shot
Penalties	As per current edition of rules
Safety angles	90 90 90
Setup notes	

10. Stage 10

Stage 10

Stage info			
TYPE:	Medium Course.	TARGETS:	14 IPSC Metal Plates
DISTANCES:	8- 14 M.	NUMBER OF ROUNDS	14 Rounds Birdshot
START:	Audible signal	MAX POINTS:	70 Points.
STOP:	Last shot.	PENALTIES:	As per current edition of IPSC Rule Book.
START POSITION:	Standing at A within the designated shooting area Gun loaded option 1 held in both hands at waist level		
PROCEDURE:	On the start signal, engage all targets		
DESIGN NOTES:			
BRIEFING NOTES:	Safety Angles: 90 / 90 / 90.		



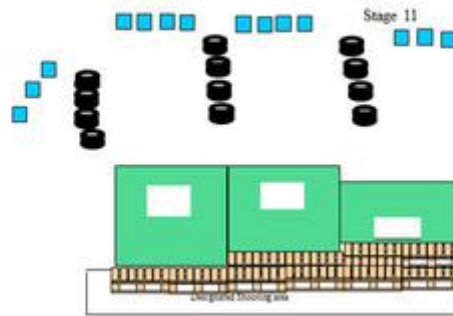
CoF	Comstock - Medium	Points	70 p
Targets	14 plates, Total 14 targets	Min rounds	14
Firearm	Shotgun	Match-%	8.81%

Procedure	
Starting position	Standing at A within the designated shooting area Gun loaded option 1 held in both hands at waist
Firearm ready condition	
Start on	Audible signal
Stop on	Last shot
Penalties	As per current edition of rules
Safety angles	90 90 90
Setup notes	

11. Stage 11

Stage 11

STAGE INFO	
TYPE: Medium course.	TARGETS: 14 IPSC Metal Plates
DISTANCES: 6 – 12 M	NUMBER OF ROUNDS: 14 Rounds Birdshot
START: Audible signal	MAX POINTS: 70 Points.
STOP: Last shot.	PENALTIES: As per current edition of IPSC Rule Book.
START POSITION: Standing anywhere within the designated shooting area Gun loaded option 1. Held in both hands at waist level	
PROCEDURE: On the start signal, engage all targets	
DESIGN NOTES:	
BRIEFING NOTES: Safety Angles: 90 / 90 / 90.	



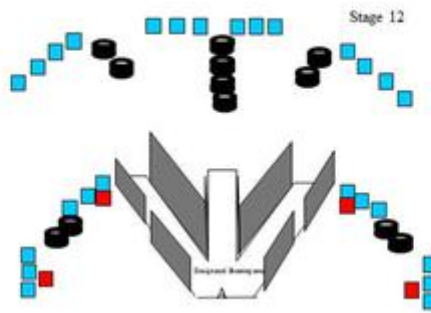
CoF	Comstock - Medium	Points	70 p
Targets	14 plates, Total 14 targets	Min rounds	14
Firearm	Shotgun	Match-%	8.81%

Procedure	
Starting position	Standing at A within the designated shooting area Gun loaded option 1 held in both hands at waist
Firearm ready condition	
Start on	Audible signal
Stop on	Last shot
Penalties	As per current edition of rules
Safety angles	90 90 90
Setup notes	

12. Stage 12

Stage 12

STAGE INFO			
TYPE:	Long course.	TARGETS:	26 IPSC Metal Plates
DISTANCES:	7 - 18 m.	NUMBER OF ROUNDS	26 Rounds Birdshot
START:	Audible signal	MAX POINTS:	130 Points.
STOP:	Last shot.	PENALTIES:	As per current edition of IPSC Rule Book.
START POSITION:	Standing at A within the designated shooting area Gun loaded option 1 held in both hands at waist level		
PROCEDURE:	On the start signal, engage all targets		
DESIGN NOTES:			
BRIEFING NOTES:	Safety Angles: 90 / 90 / 90.		



CoF	Comstock - Long	Points	130 p
Targets	26 plates, 4 no-shoot, Total 26 targets	Min rounds	26
Firearm	Shotgun	Match-%	16.35%

Procedure	
Starting position	Standing at A within the designated shooting area Gun loaded option 1 held in both hands at waist
Firearm ready condition	
Start on	Audible signal
Stop on	Last shot
Penalties	As per current edition of rules
Safety angles	L/R
Setup notes	