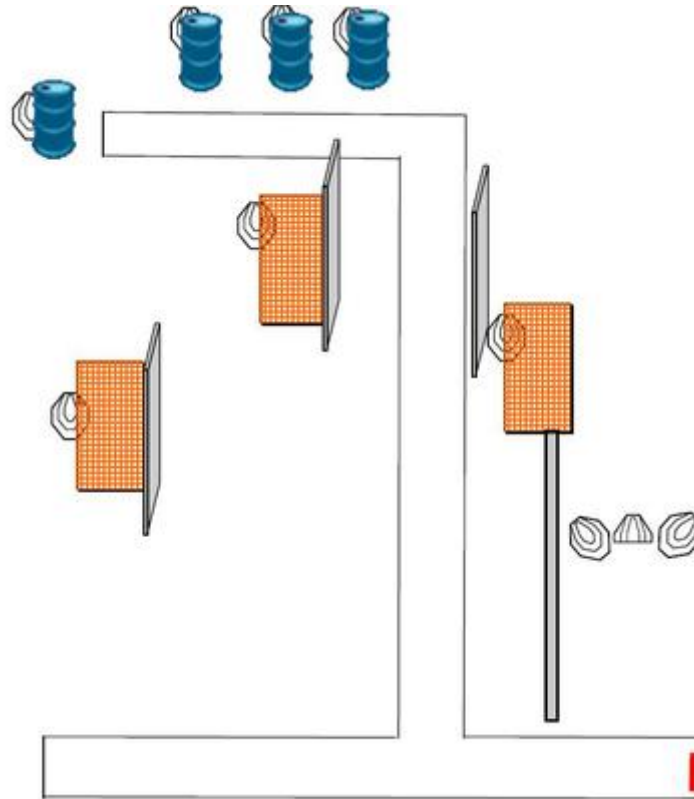


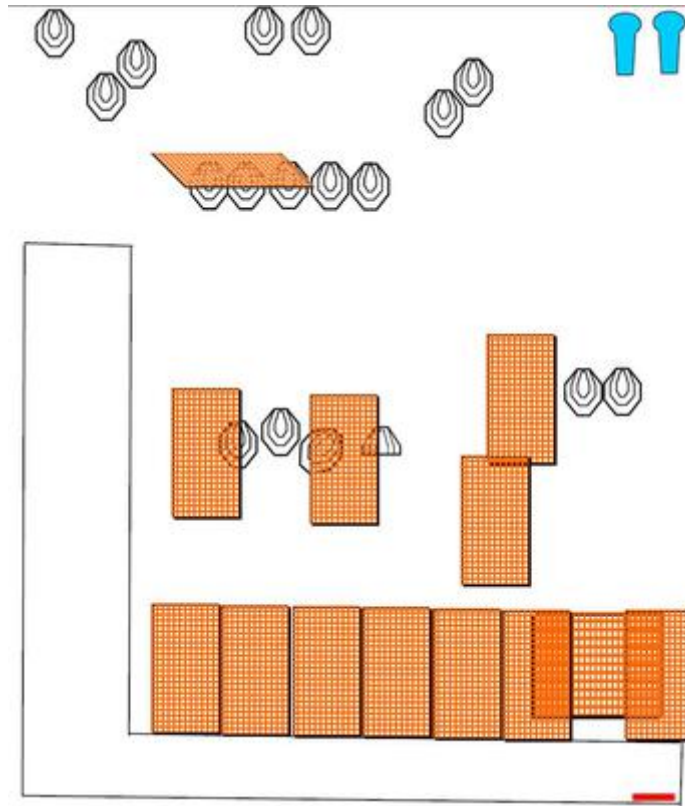
1. K TWO BAYS



CoF	Comstock - Medium	Points	100 p
Targets	10 paper, Total 10 targets	Min rounds	20
Firearm	Rifle	Match-%	21.28%

Procedure	On signal engage targets free style free order
Starting position	Standing relaxed one foot touching mark. Rifle option 1
Firearm ready condition	
Start on	Audible signal
Stop on	Last shot
Penalties	As per current edition of rules
Safety angles	According to sticks in the berm.
Setup notes	

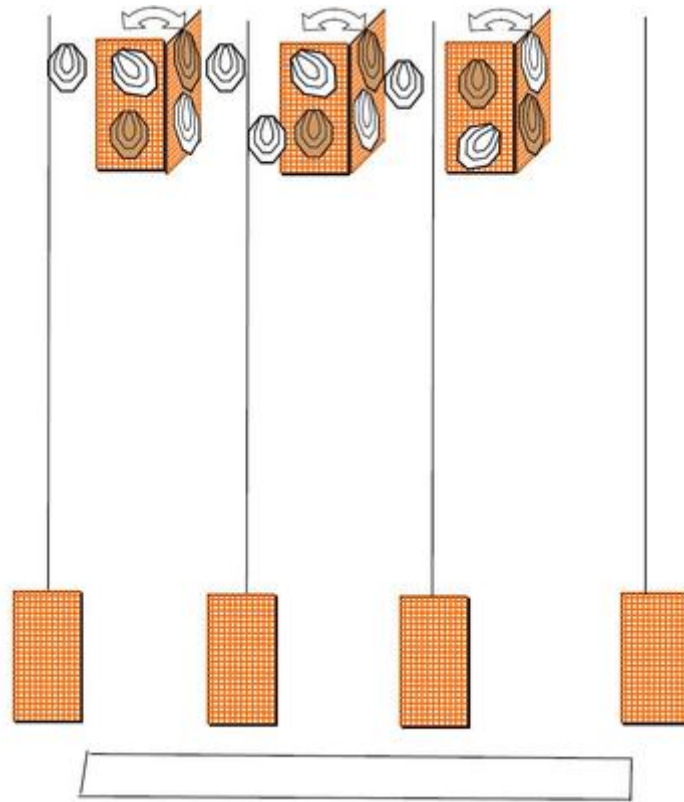
2. 100RUNNINGDOWN



CoF	Comstock - Long	Points	190 p
Targets	18 paper, 2 popper, Total 20 targets	Min rounds	38
Firearm	Rifle	Match-%	40.43%

Procedure	
Starting position	Heels touching mark, Rifle option 1
Firearm ready condition	
Start on	Audible signal
Stop on	Last shot
Penalties	As per current edition of rules
Safety angles	
Setup notes	

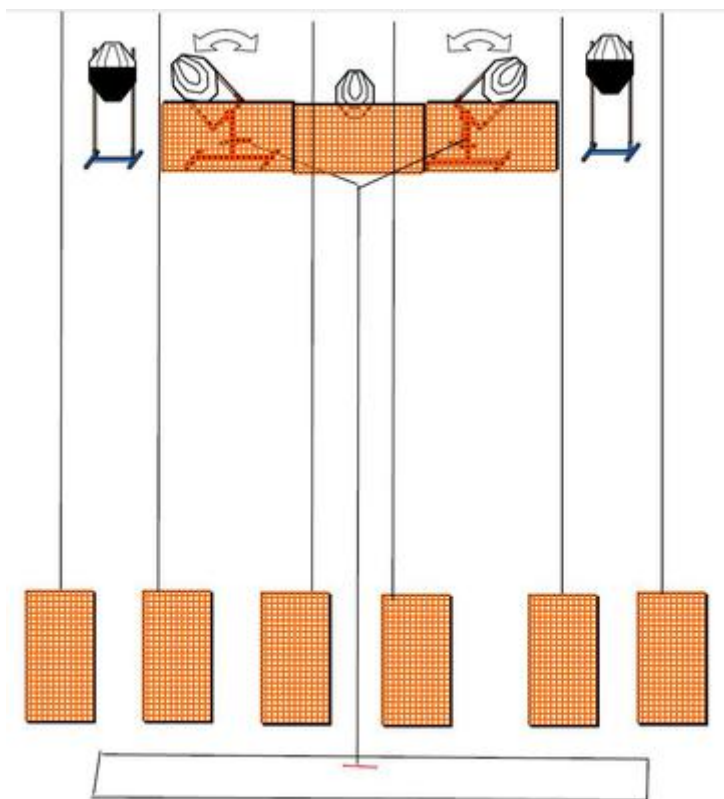
4. Nedre Pistol moving



CoF	Comstock - Medium	Points	100 p
Targets	10 paper, Total 10 targets	Min rounds	20
Firearm	Rifle	Match-%	21.28%

Procedure	After start signal engage button starting moving targets, free style free order.
Starting position	Standing Relaxed anywhere in area A. Rifle option 2.
Firearm ready condition	
Start on	Audible signal
Stop on	Last shot
Penalties	As per current edition of rules
Safety angles	According to sticks in the berm.
Setup notes	

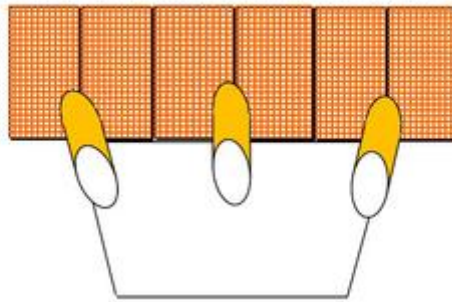
5. Övre Pistol Rifle



CoF	Comstock - Short	Points	50 p
Targets	5 paper, Total 5 targets	Min rounds	10
Firearm	Rifle	Match-%	10.64%

Procedure	T1 only from left opening, T2 T3 T4 in middle opening. T5 only from right opening. Rope releases both swingers, will be visible at rest.
Starting position	Standing relaxed anywhere in area A , Rifle option 2
Firearm ready condition	
Start on	Audible signal
Stop on	Last shot
Penalties	As per current edition of rules
Safety angles	Left: according to stick in the berm, Right: 90 degrees
Setup notes	

6. H BARREL



CoF	Comstock - Short	Points	30 p
Targets	2 paper, 2 plates, Total 4 targets	Min rounds	6
Firearm	Rifle	Match-%	6.38%

Procedure	T1: only from left barrel, T2: only from right barrel, both steel: from middle barrel.
Starting position	Standing anywhere in area A. Rifle option 1
Firearm ready condition	
Start on	Audible signal
Stop on	Last shot
Penalties	As per current edition of rules
Safety angles	
Setup notes	