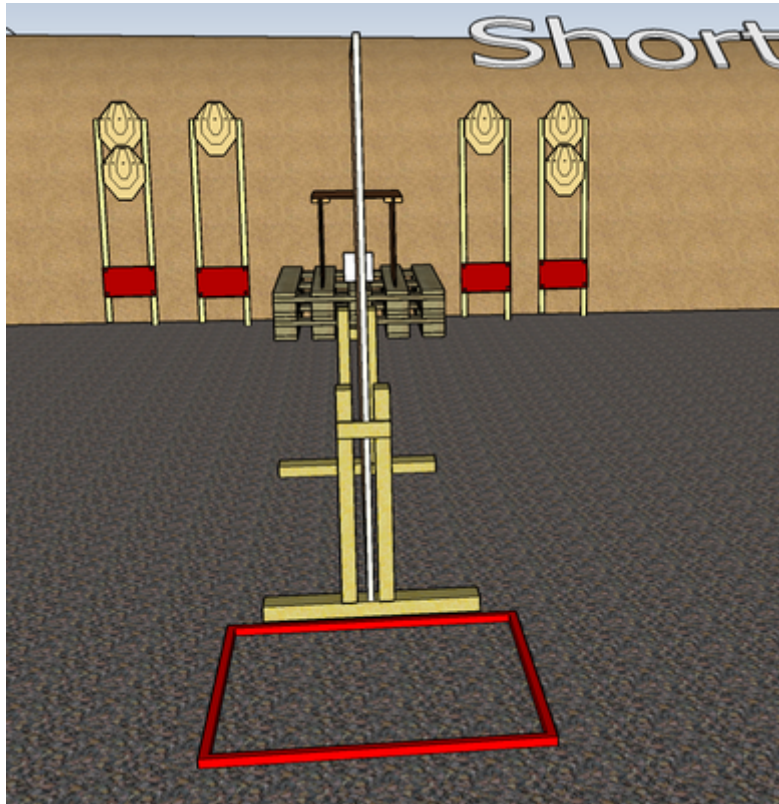


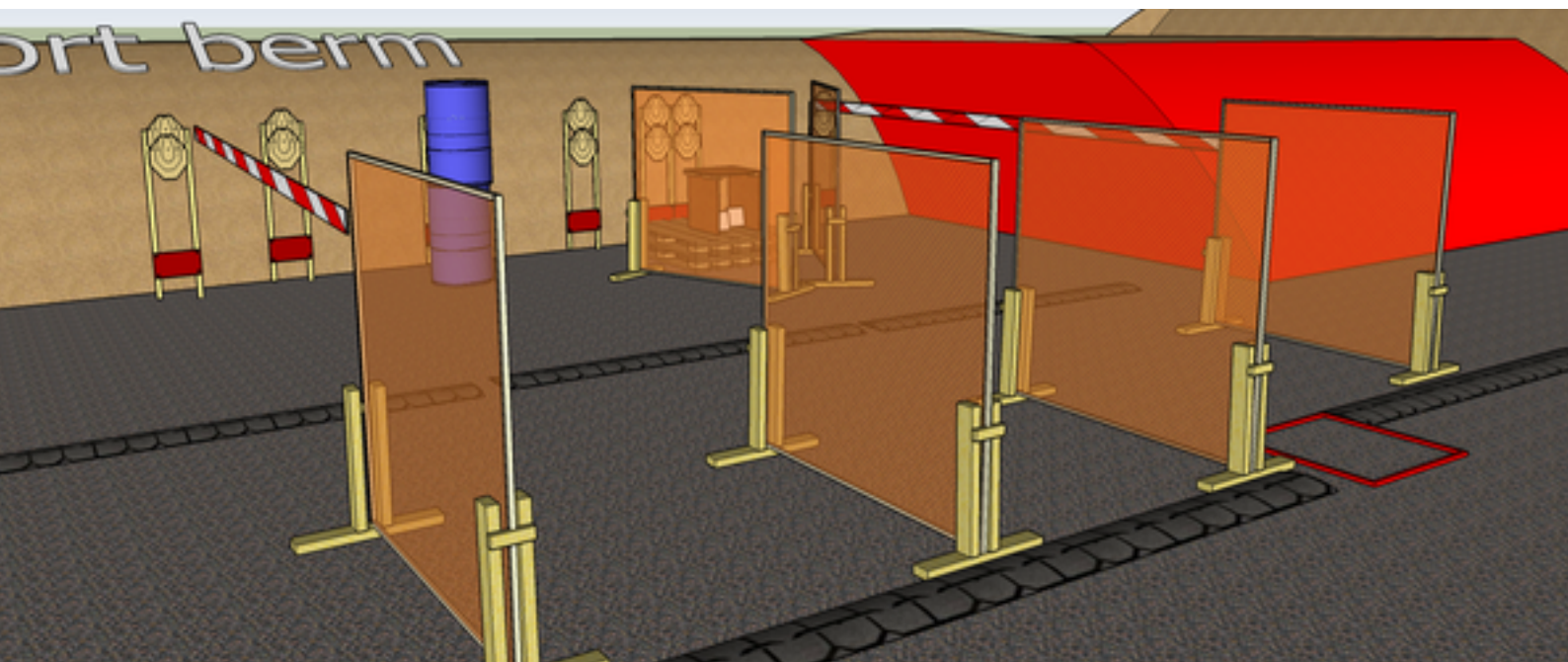
1. Badabing



CoF	Comstock - Medium	Points	65 p
Targets	6 paper, 1 plates, Total 7 targets	Min rounds	13
Firearm	Handgun	Match-%	16.46%

Procedure	On start signal engage all targets as they become visible from within BOX A
Starting position	Gun loaded & holstered, standing relaxed in BOX A
Firearm ready condition	
Start on	Audible signal
Stop on	Last shot
Penalties	As per current edition of rules
Safety angles	Left: tape, end of building, right: 90deg when facing berm, vertical: top of berm
Setup notes	

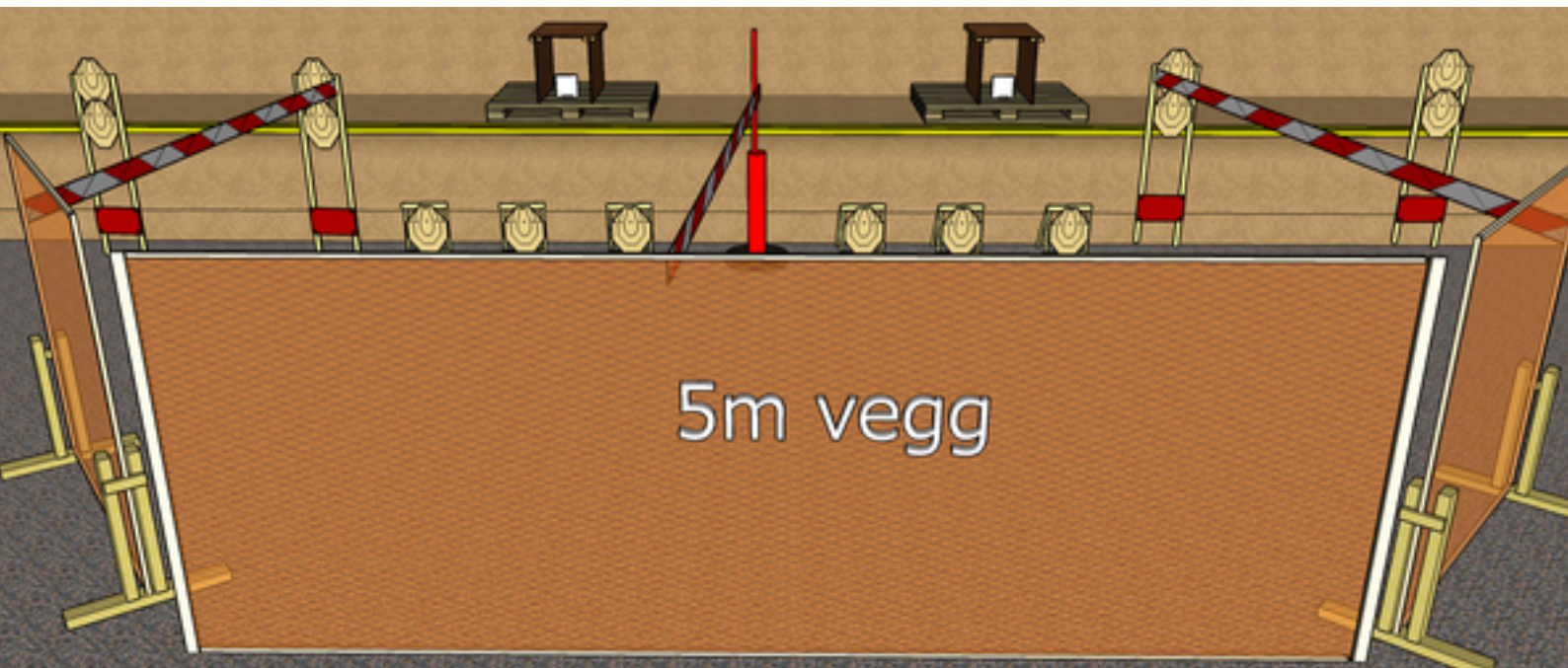
2. Badabang



CoF	Comstock - Long	Points	150 p
Targets	14 paper, 2 plates, Total 16 targets	Min rounds	30
Firearm	Handgun	Match-%	37.97%

Procedure	On start signal engage all targets as they become visible within the demarcated area Shots on plates MUST BE FIRED FROM WITHIN BOX A (safety !) Red/white tape = walls extending up/down to infinity Tirethreads on ground = faultline
Starting position	Gun loaded & holstered, standing relaxed in BOX A
Firearm ready condition	
Start on	Audible signal
Stop on	Last shot
Penalties	As per current edition of rules
Safety angles	L/R
Setup notes	

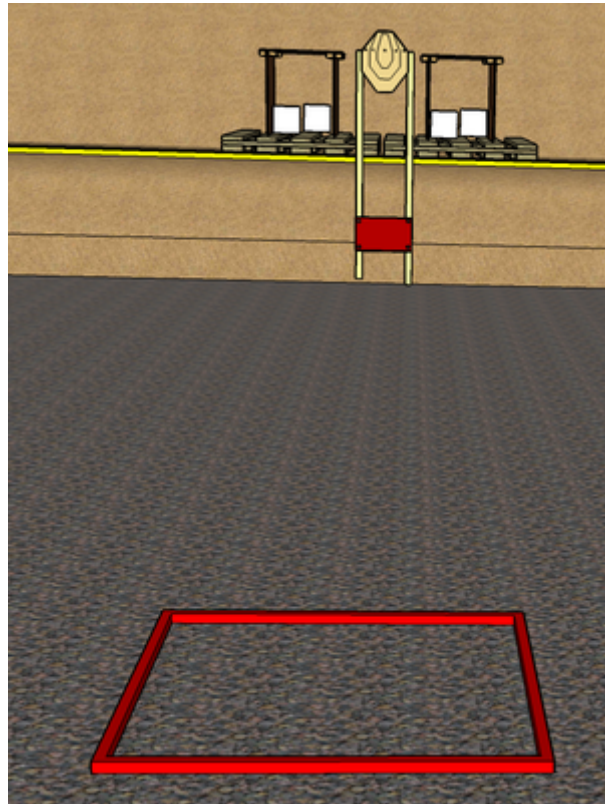
3. Hey, I'm running over here



CoF	Comstock - Long	Points	150 p
Targets	14 paper, 2 plates, Total 16 targets	Min rounds	30
Firearm	Handgun	Match-%	37.97%

Procedure	On start signal engage all targets as they become visible within the demarcated area Red/white tape = walls extending up/down to infinity
Starting position	Gun loaded & holstered, standing relaxed in approximate center of long wall
Firearm ready condition	
Start on	Audible signal
Stop on	Last shot
Penalties	As per current edition of rules
Safety angles	Left/right: appr. 90deg when facing berm, vertical: top of berm (logs)
Setup notes	

4. Cling-ga-ling



CoF	Comstock - Short	Points	30 p
Targets	1 paper, 4 plates, Total 5 targets	Min rounds	6
Firearm	Handgun	Match-%	7.59%

Procedure	On start signal engage all targets as they become visible. All shots must be fired from within BOX A
Starting position	Gun loaded & holstered. Standing relaxed in BOX A
Firearm ready condition	
Start on	Audible signal
Stop on	Last shot
Penalties	As per current edition of rules
Safety angles	Left/right: appr. 90deg when facing berm, vertical: top of berm
Setup notes	