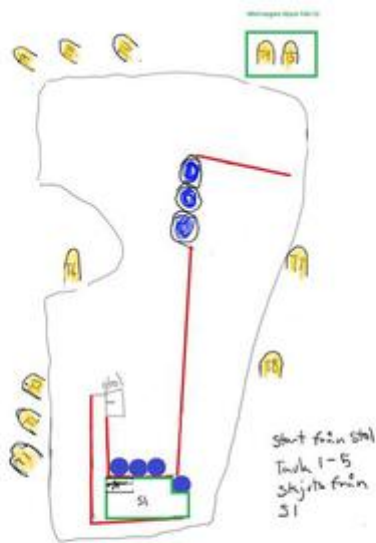


1. IPSC bay 1: Glenn special

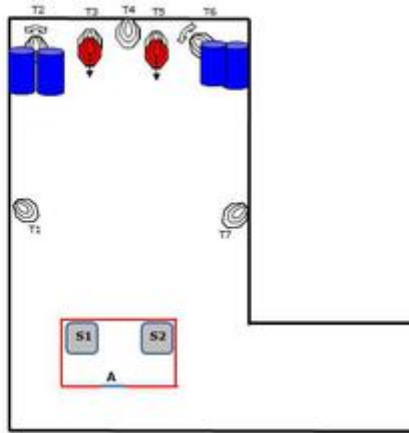


Stage 1	IPSC 2	"Glenn special"
Targets	11 IPSC targets	
Course type	Long	Distances 5-40 meter
Maximum points	100	Minimum rounds 22
Start position	Sitting on chair, Rifle on side on table.	
Gun Ready Condition	Gun in option 2.	
Procedure	After audible signal engage all targets from within designated area. T1-T5 must be shot from area S1.	
Safety Angles	90° to the left and right.	
Builders Note		

CoF	Comstock - Long	Points	110 p
Targets	11 paper, Total 11 targets	Min rounds	22
Firearm	Rifle	Match-%	36.67%

Procedure	
Starting position	Gun loaded & holstered
Firearm ready condition	
Start on	Audible signal
Stop on	Last shot
Penalties	As per current edition of rules
Safety angles	L/R
Setup notes	

2. IPSC bay 2: "Svingers from Hell"

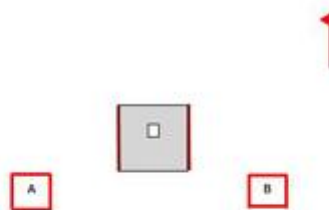


Stage 2	IPSC 2	"Svingers from Hell"
Targets	7 IPSC targets	
Course type	Medium	Distances: 5-15 meter
Maximum points	100	Minimum rounds: 14
Start position	Standing facing downrange at "A" with heels touching marks.	
Gun Ready Condition	Gun in option 1.	
Procedure	After audible signal engage all targets from within designated area. All targets is visible when at rest.	
Safety Angles	90° to the left and right.	
Builders Note	Stompbox S1 releases swinger T2 and mousetrap T3. Stompbox S2 releases swinger T6 and mousetrap T5.	

CoF	Comstock - Medium	Points	70 p
Targets	7 paper, 2 no-shoot, Total 7 targets	Min rounds	14
Firearm	Rifle	Match-%	23.33%

Procedure	
Starting position	Gun loaded & holstered
Firearm ready condition	
Start on	Audible signal
Stop on	Last shot
Penalties	As per current edition of rules
Safety angles	L/R
Setup notes	

3. B2-100m: "Nilsson special"



Stage 3	B2 – 100m	"Nilssons special"
Targets	4 PSC targets + 8 flash targets	
Course type	Medium	Distances 100-120 meter
Maximum points	120 (10pts plates)	Minimum rounds 16
Start position	Standing facing downrange in area "A".	
Gun Ready Condition	Gun in option 1.	
Procedure	After audible signal engage targets. P1-P4 must be shot from unsupported standing position in area "A". T1-T4 must be shot thru window in wall. P5-P8 must be shot from unsupported kneeling position in area "B".	
Safety Angles	Flags left and right	
Builders Note	P1 and P5 is the same flashtarget and so on.	

CoF	Comstock - Medium	Points	120 p
Targets	4 paper, 8 plates, (with 8 10p), Total 12 targets	Min rounds	16
Firearm	Rifle	Match-%	40.00%

Procedure	
Starting position	Gun loaded & holstered
Firearm ready condition	
Start on	Audible signal
Stop on	Last shot
Penalties	As per current edition of rules
Safety angles	L/R
Setup notes	