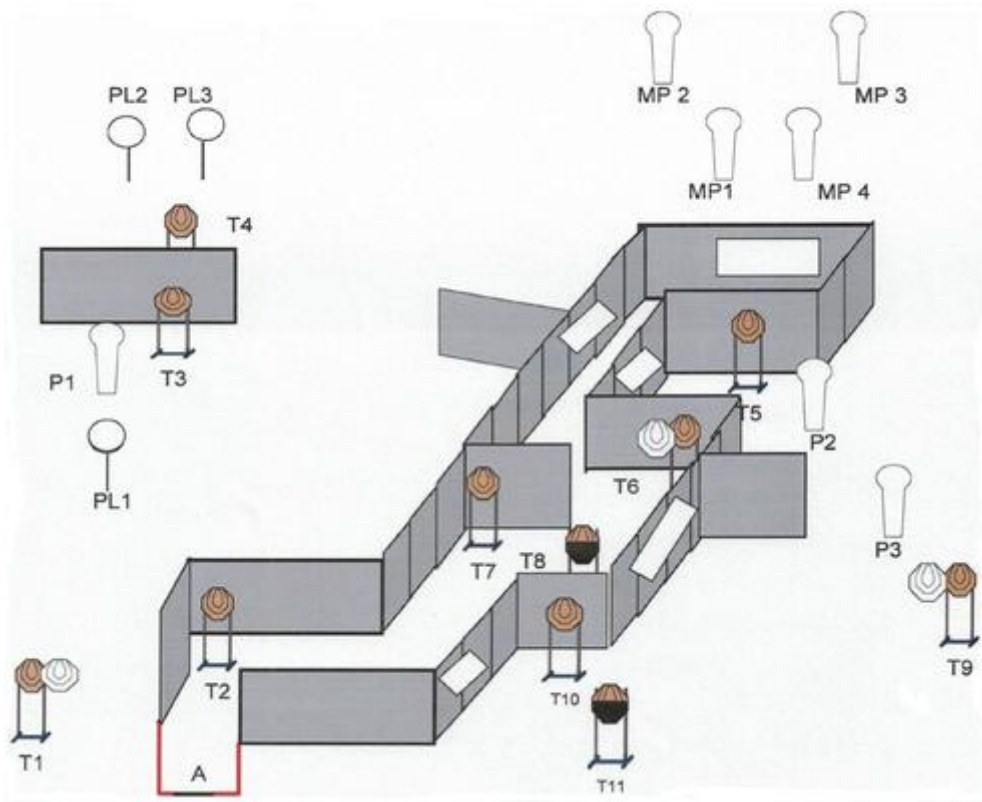


1. FAZNET



CoF	Comstock - Long	Points	160 p
Targets	11 paper, 10 popper, 3 no-shoot, Total 21 targets	Min rounds	32
Firearm	Handgun	Match-%	17.49%

Procedure	
Starting position	Gun loaded & holstered
Firearm ready condition	
Start on	Audible signal
Stop on	Last shot
Penalties	As per current edition of rules
Safety angles	L/R
Setup notes	

2. SPARTAN ARMS

STAGE NUMBER:	2	RANGE NUMBER:	2	GOLDEN CITY <small>EST. 1986</small> Sponsored by: SPARTAN ARMS INTERNATIONAL									
START POSITION:	Shooter starts anywhere in the designated area. Firearm is loaded and holstered.												
STAGE PROCEDURE:	At the start signal, engage targets from within the designated area.												
	11		4		0		0		2		1		0
<p style="text-align: center;">Area A</p>													

CoF	Comstock - Short	Points	55 p
Targets	4 paper, 3 popper, Total 7 targets	Min rounds	11
Firearm	Handgun	Match-%	6.01%

Procedure	
Starting position	Gun loaded & holstered
Firearm ready condition	
Start on	Audible signal
Stop on	Last shot
Penalties	As per current edition of rules
Safety angles	L/R
Setup notes	

3. PROF ENGINEERING

STAGE NUMBER:	3	RANGE NUMBER:	3	GOLDEN CITY Sponsored by: PROF ENGINEERING									
START POSITION:	Shooter starts with the palms of both hands placed flat on the barricade in the demarcated area. Firearm is loaded and holstered.												
STAGE PROCEDURE:	At the start signal, engage targets from within the designated area. P1 activates moving targets T6 and T11 which remain visible.												
	26		12		0		5		1		1		0

CoF	Comstock - Long	Points	130 p
Targets	12 paper, 2 popper, 5 no-shoot, Total 14 targets	Min rounds	26
Firearm	Handgun	Match-%	14.21%

Procedure	
Starting position	Gun loaded & holstered
Firearm ready condition	
Start on	Audible signal
Stop on	Last shot
Penalties	As per current edition of rules
Safety angles	L/R
Setup notes	

4. MOTRADE ENGINEERING

STAGE NUMBER:	4	RANGE NUMBER:	4	GOLDEN CITY Sponsored by: MOTRADE ENGINEERING									
START POSITION:	Shooter starts seated with back against the backrest. Firearm is unloaded and placed flat on the table. Hands on knees when ready.												
STAGE PROCEDURE:	At the start signal, engage targets from within the designated area.												
	24		10		0		3		1		1		2

CoF	Comstock - Medium	Points	120 p
Targets	10 paper, 4 popper, 3 no-shoot, Total 14 targets	Min rounds	24
Firearm	Handgun	Match-%	13.11%

Procedure	
Starting position	Gun loaded & holstered
Firearm ready condition	
Start on	Audible signal
Stop on	Last shot
Penalties	As per current edition of rules
Safety angles	L/R
Setup notes	

5. ESKAN INVESTMENTS

STAGE NUMBER:	5	RANGE NUMBER:	5	GOLDEN CITY Sponsored by: ESKAN INVESTMENTS									
START POSITION:	Shooter with the heels of both feet touching the demarcated area. Firearm is loaded and holstered.												
STAGE PROCEDURE:	At the start signal, engage targets from within the designated area. P4 activates mover T8, which remains visible.												
	24		10		0		3		4		0		0

CoF	Comstock - Medium	Points	110 p
Targets	9 paper, 4 popper, 3 no-shoot, Total 13 targets	Min rounds	22
Firearm	Handgun	Match-%	12.02%

Procedure	
Starting position	Gun loaded & holstered
Firearm ready condition	
Start on	Audible signal
Stop on	Last shot
Penalties	As per current edition of rules
Safety angles	L/R
Setup notes	








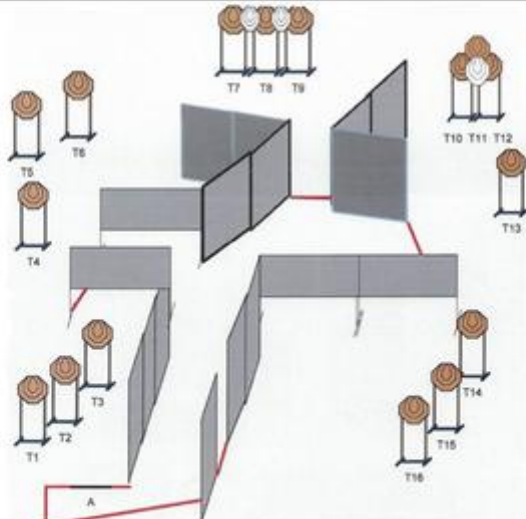
6. FIREWORX

STAGE NUMBER:	6	RANGE NUMBER:	7	GOLDEN CITY Sponsored by: FIREWORX									
START POSITION:	Shooter starts with the toes of both feet touching the demarcated area. Firearm is loaded and holstered.												
STAGE PROCEDURE:	At the start signal, engage targets from within the designated area.												
	12		6		0		2		0		0		0
<p>The diagram shows a target layout on a range. A red rectangular area labeled 'A' is at the bottom, representing the designated shooting area. Six targets are positioned: T1, T2, T3, T4, T5, and T6. T1, T2, T5, and T6 are standard paper targets. T3 and T4 are no-shoot targets, each featuring a keyhole-shaped bullseye. T3 is positioned behind a grey rectangular barrier, and T4 is positioned behind another grey rectangular barrier.</p>													

CoF	Comstock - Short	Points	60 p
Targets	6 paper, 2 no-shoot, Total 6 targets	Min rounds	12
Firearm	Handgun	Match-%	6.56%

Procedure	
Starting position	Gun loaded & holstered
Firearm ready condition	
Start on	Audible signal
Stop on	Last shot
Penalties	As per current edition of rules
Safety angles	L/R
Setup notes	

7. SA BLOCK AFRIMAT

STAGE NUMBER:	7	RANGE NUMBER:	9	GOLDEN CITY <small>SHOOTING CLUB</small>	Sponsored by: AFRIMAT								
START POSITION:	Shooter starts with the toes of both feet touching the demarcated area at "A". Firearm is loaded and holstered.												
STAGE PROCEDURE:	At the start signal, engage targets from within the designated area.												
	32		16		0		3		0		0		0
													

CoF	Comstock - Long	Points	160 p
Targets	16 paper, 3 no-shoot, Total 16 targets	Min rounds	32
Firearm	Handgun	Match-%	17.49%

Procedure	
Starting position	Gun loaded & holstered
Firearm ready condition	
Start on	Audible signal
Stop on	Last shot
Penalties	As per current edition of rules
Safety angles	L/R
Setup notes	

8. AD TACTICAL

STAGE NUMBER:	8	RANGE NUMBER:	10	GOLDEN CITY Sponsored by: AD TACTICAL									
START POSITION:	Shooter starts anywhere in the designated area. Firearm is loaded and holstered.												
STAGE PROCEDURE:	At the start signal, engage targets from within the designated area. P6 activates mover T6 which remains visible.												
	24		8		0		5		6		0		2

CoF	Comstock - Medium	Points	120 p
Targets	8 paper, 8 popper, 5 no-shoot, Total 16 targets	Min rounds	24
Firearm	Handgun	Match-%	13.11%

Procedure	
Starting position	Gun loaded & holstered
Firearm ready condition	
Start on	Audible signal
Stop on	Last shot
Penalties	As per current edition of rules
Safety angles	L/R
Setup notes	