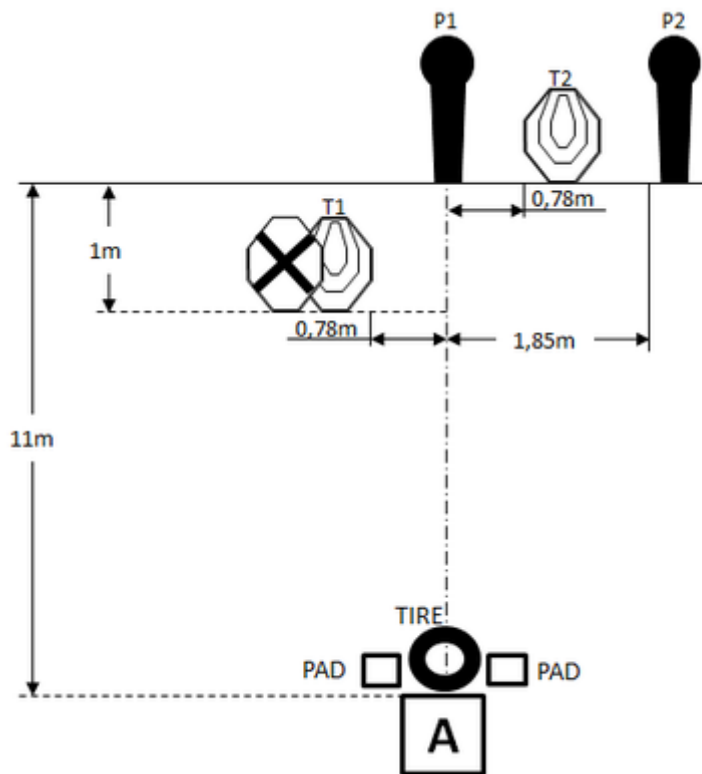


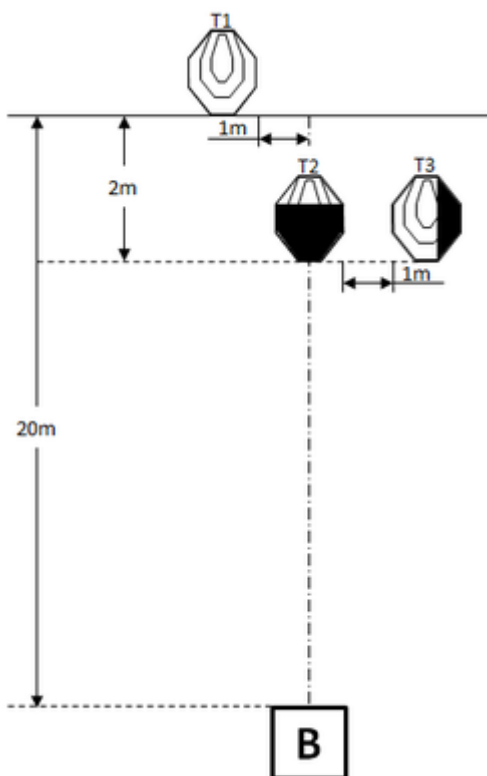
# 1. Miniatyrgevär-31



CoF	Comstock - Short	Points	30 p
Targets	2 paper, 2 popper, 1 no-shoot, Total 4 targets	Min rounds	6
Firearm	Mini Rifle	Match-%	14.29%

Procedure	Rifle ready condition: Unloaded (Option 3). Rifle placed on one pad and all magazines to be used on the other one. After the audible start signal engage.
Starting position	Facing downrange with both hands on top of a car tire which is standing upright.
Firearm ready condition	
Start on	Audible signal
Stop on	Last Shot
Penalties	As per current rulebook
Safety angles	As shown by Range Officer
Setup notes	Set IPSC Targets/No Shoot to 1,52m to the top of the targets. Area "A" is 0,92m by 0,92m. The car tire is not rimmed and is from a minimum of 35,56cm rim. Non-falling poppers must be repainted between each attempt at COF.

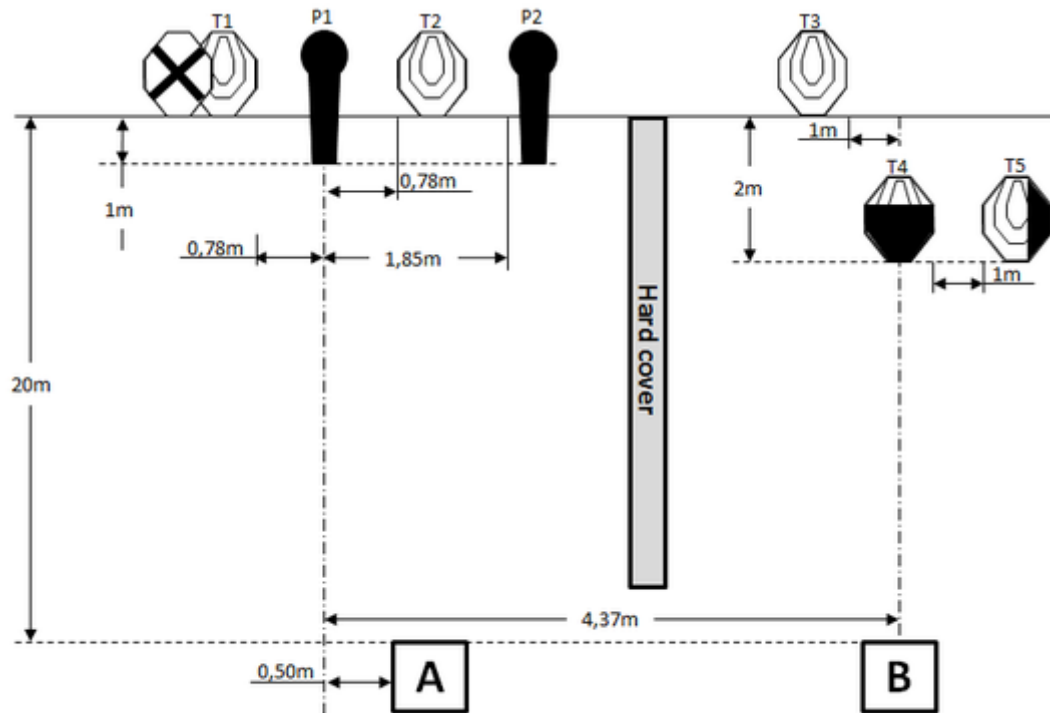
## 2. Miniatyrgevär-33



CoF	Comstock - Short	Points	30 p
Targets	3 paper, Total 3 targets	Min rounds	6
Firearm	Mini Rifle	Match-%	14.29%

Procedure	Rifle ready condition: Unloaded (Option 3). After the audible start signal engage.
Starting position	Standing erect in area "B", stock touching the competitor at hip level.
Firearm ready condition	
Start on	Audible signal
Stop on	Last Shot
Penalties	As per current rulebook
Safety angles	As shown by Range Officer
Setup notes	Set IPSC Targets to 1.52m to the top of the targets. Area "B" is located 20m from T1 and is 0,92m by 0,92m. Hard cover on IPSC Target T2 covers from notch to notch, as shown. Hard cover on IPSC Target T3 is in line with the "A"-zone scoring line.

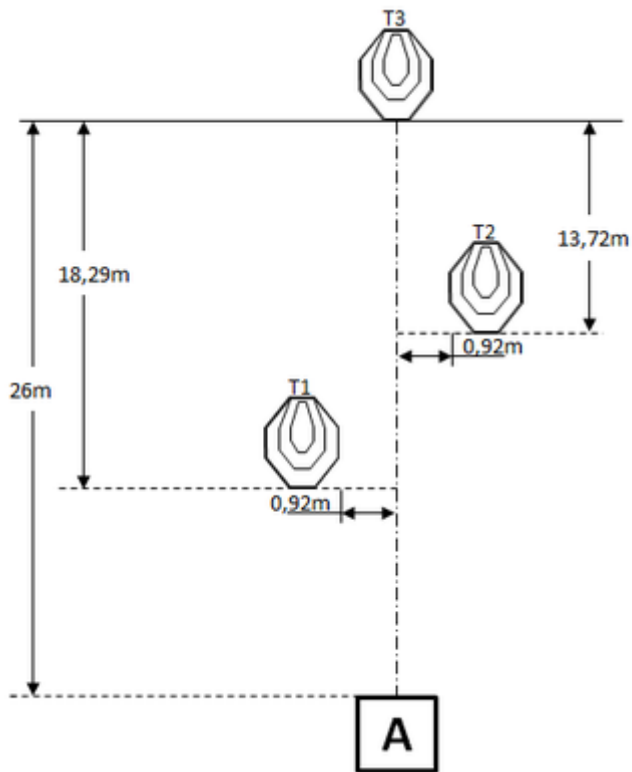
### 3. Miniatyrgevär-37



CoF	Comstock - Medium	Points	60 p
Targets	5 paper, 2 popper, 1 no-shoot, Total 7 targets	Min rounds	12
Firearm	Mini Rifle	Match-%	28.57%

Procedure	Rifle ready condition: Loaded (Option 1). After the audible start signal engage the first group of targets. Then move to the opposite area and engage the remaining targets.
Starting position	Standing erect in area "A" or "B", stock touching the competitor at hip level.
Firearm ready condition	
Start on	Audible signal
Stop on	Last Shot
Penalties	As per current rulebook
Safety angles	As shown by Range Officer
Setup notes	Set IPSC Targets/No Shoot to 1,52m to the top of the targets. Area "A" and area "B" are 0,92m by 0,92m. Hard cover on IPSC Target T4 covers from notch to notch, as shown. Hard cover on IPSC Target T5 is in line with the 'A'-zone scoring line. Non-falling poppers must be repainted between each attempt at COF.

## 4. Miniaturgevär-19a



CoF	Comstock - Medium	Points	90 p
Targets	3 paper, Total 3 targets	Min rounds	18
Firearm	Mini Rifle	Match-%	42.86%

Procedure	Rifle ready condition: Loaded (Option 1). After the audible start signal engage targets with a minimum of 6 rounds each.
Starting position	Standing erect in area "A", stock touching the competitor at hip level.
Firearm ready condition	
Start on	Audible signal
Stop on	Last Shot
Penalties	As per current rulebook
Safety angles	As shown by Range Officer
Setup notes	Set IPSC Targets to 1,52m to the top targets. Area "A" is 0,92m by 0,92m.