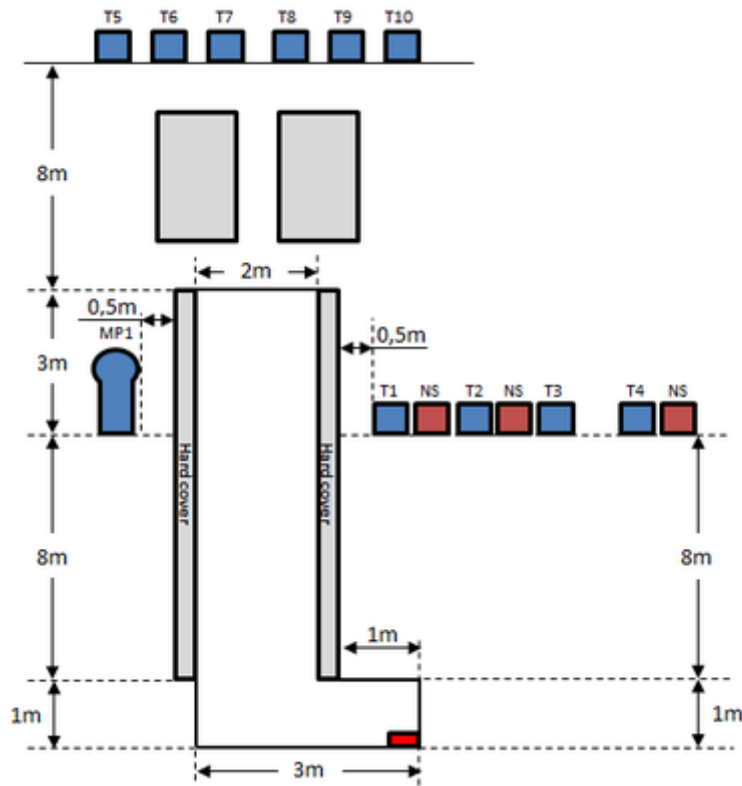


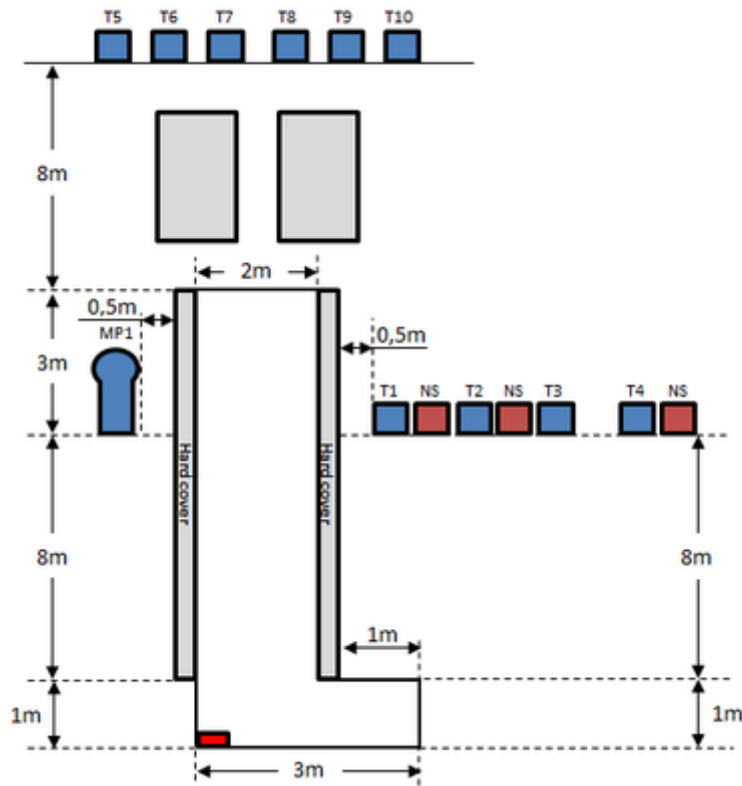
# 1. Hagelgevär September #1



CoF	Comstock - Medium	Points	55 p
Targets	1 popper, 10 plates, 3 no-shoot, Total 11 targets	Min rounds	11
Firearm	Shotgun	Match-%	33.33%

Procedure	Loaded (Option 1). After the audible start signal engage.		
Starting position	Standing upright, feet touching mark.		
Firearm ready condition			
Start on	Audible signal		
Stop on	Last shot		
Penalties	As per current edition of rules		
Safety angles	L/R		
Setup notes	Walls are placed so that T5-T7 are only visible from top right corner and T8-T10 are only visible from top left corner. All targets are placed on 0-60cm from ground level, all targets must be on placed on the same height. Distance between IPSC Plates within an array are 30cm. Distance to the 3 No-Shoots is 5cm from T1, T3 and T4. All IPSC Plates and No-Shoots have the same size and have the maximum size of 20x20cm. All areas are maximum 1x1m.		

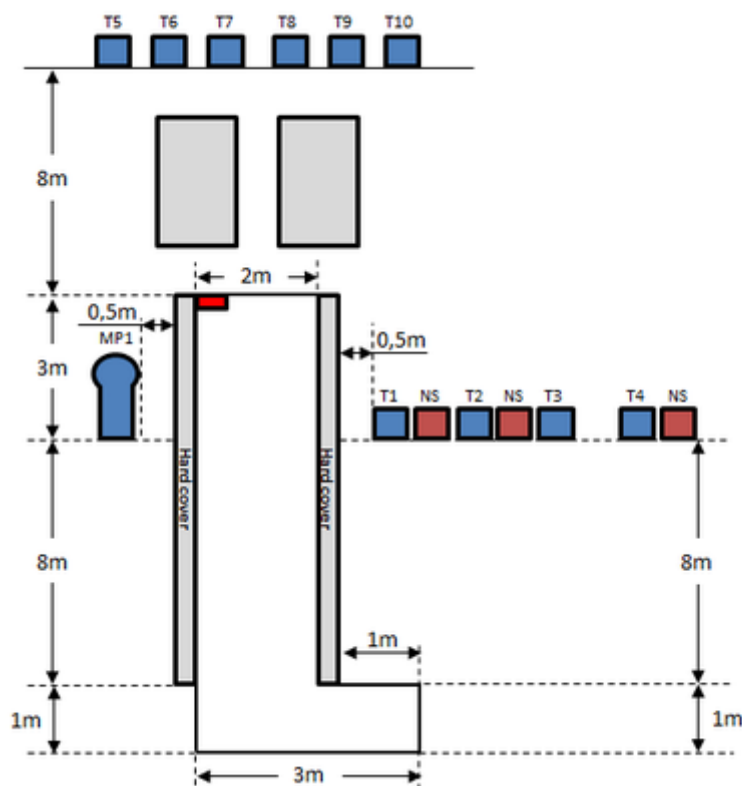
## 2. Hagelgevär September #2



CoF	Comstock - Medium	Points	55 p
Targets	1 popper, 10 plates, 3 no-shoot, Total 11 targets	Min rounds	11
Firearm	Shotgun	Match-%	33.33%

Procedure	Loaded (Option 1). After the audible start signal engage.
Starting position	Standing upright, feet touching mark.
Firearm ready condition	
Start on	Audible signal
Stop on	Last shot
Penalties	As per current edition of rules
Safety angles	L/R
Setup notes	Walls are placed so that T5-T7 are only visible from top right corner and T8-T10 are only visible from top left corner. All targets are placed on 0-60cm from ground level, all targets must be on placed on the same height. Distance between IPSC Plates within an array are 30cm. Distance to the 3 No-Shoots is 5cm from T1, T3 and T4. All IPSC Plates and No-Shoots have the same size and have the maximum size of 20x20cm. All areas are maximum 1x1m.

### 3. Hagelgevär September #3



CoF	Comstock - Medium	Points	55 p
Targets	1 popper, 10 plates, 3 no-shoot, Total 11 targets	Min rounds	11
Firearm	Shotgun	Match-%	33.33%

Procedure	Loaded (Option 1). After the audible start signal engage.
Starting position	Standing upright, feet touching mark.
Firearm ready condition	
Start on	Audible signal
Stop on	Last shot
Penalties	As per current edition of rules
Safety angles	L/R
Setup notes	Walls are placed so that T5-T7 are only visible from top right corner and T8-T10 are only visible from top left corner. All targets are placed on 0-60cm from ground level, all targets must be on placed on the same height. Distance between IPSC Plates within an array are 30cm. Distance to the 3 No-Shoots is 5cm from T1, T3 and T4. All IPSC Plates and No-Shoots have the same size and have the maximum size of 20x20cm. All areas are maximum 1x1m.