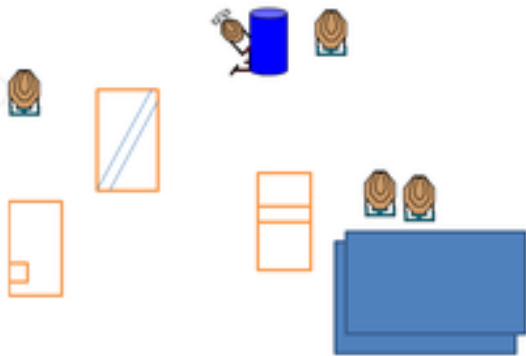


# 1. Stage 1



CoF	Comstock - Medium	Points	80 p
Targets	8 paper, 3 no-shoot, Total 8 targets	Min rounds	16
Firearm	Rifle	Match-%	15.84%

Procedure	Standing relaxed on mark, shown by RO. On signal engage targets through the appretur swinger must be manual released by rope.
Starting position	Option 1
Firearm ready condition	
Start on	Audible signal
Stop on	Last shot
Penalties	As per current edition of rules
Safety angles	L/R
Setup notes	

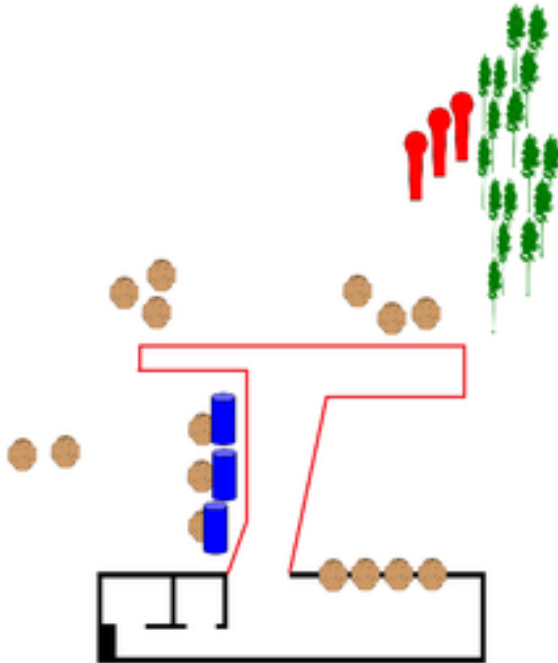
## 2. Stage 2



CoF	Comstock - Short	Points	40 p
Targets	3 paper, 2 plates, Total 5 targets	Min rounds	8
Firearm	Rifle	Match-%	7.92%

Procedure	Standing relaxed in box, on signal engage targets from within the box
Starting position	Option 1
Firearm ready condition	
Start on	Audible signal
Stop on	Last shot
Penalties	As per current edition of rules
Safety angles	L/R
Setup notes	

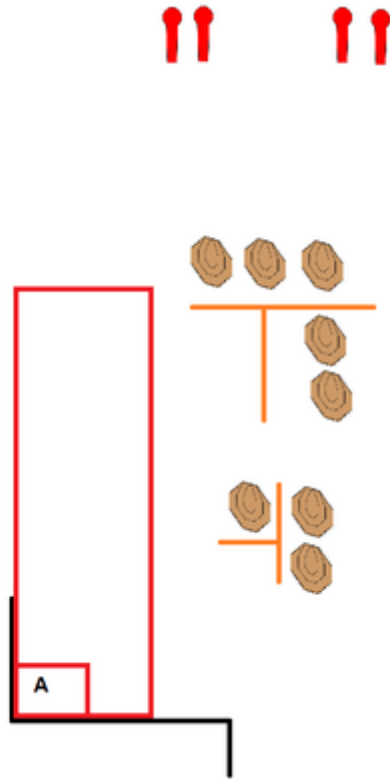
### 3. Stage 3



CoF	Comstock - Long	Points	185 p
Targets	15 paper, 3 popper, 4 plates, Total 22 targets	Min rounds	37
Firearm	Rifle	Match-%	36.63%

Procedure	Starting relaxed anywhere inside the designated area on signal engage targets as they become visible.
Starting position	Option 1
Firearm ready condition	
Start on	Audible signal
Stop on	Last shot
Penalties	As per current edition of rules
Safety angles	L/R
Setup notes	

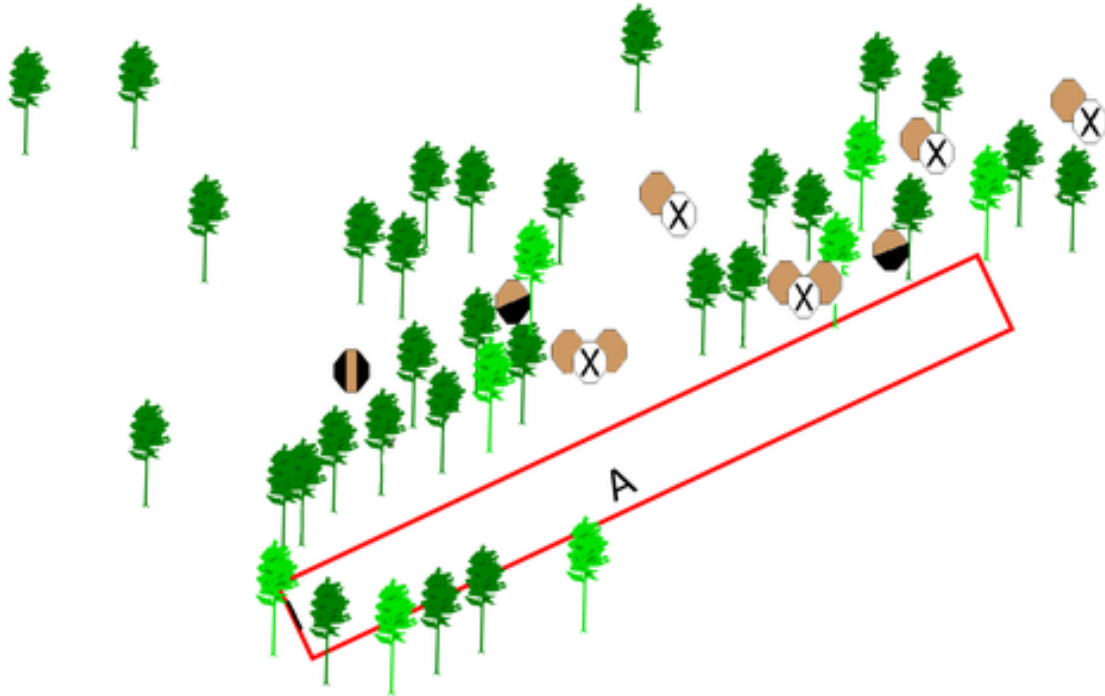
## 4. Stage 4



CoF	Comstock - Medium	Points	100 p
Targets	8 paper, 4 popper, Total 12 targets	Min rounds	20
Firearm	Rifle	Match-%	19.80%

Procedure	standing relaxed on mark, on signal engage the targets as they become visible within the designated area. Steel must be shoot from the box A.
Starting position	Option 1
Firearm ready condition	
Start on	Audible signal
Stop on	Last shot
Penalties	As per current edition of rules
Safety angles	L/R
Setup notes	

## 5. Stage 5



CoF	Comstock - Medium	Points	100 p
Targets	10 paper, 5 no-shoot, Total 10 targets	Min rounds	20
Firearm	Rifle	Match-%	19.80%

Procedure	Start standing relaxed on mark, on signal engage targets as they become visible within the designated area.
Starting position	Option 2
Firearm ready condition	
Start on	Audible signal
Stop on	Last shot
Penalties	As per current edition of rules
Safety angles	L/R
Setup notes	