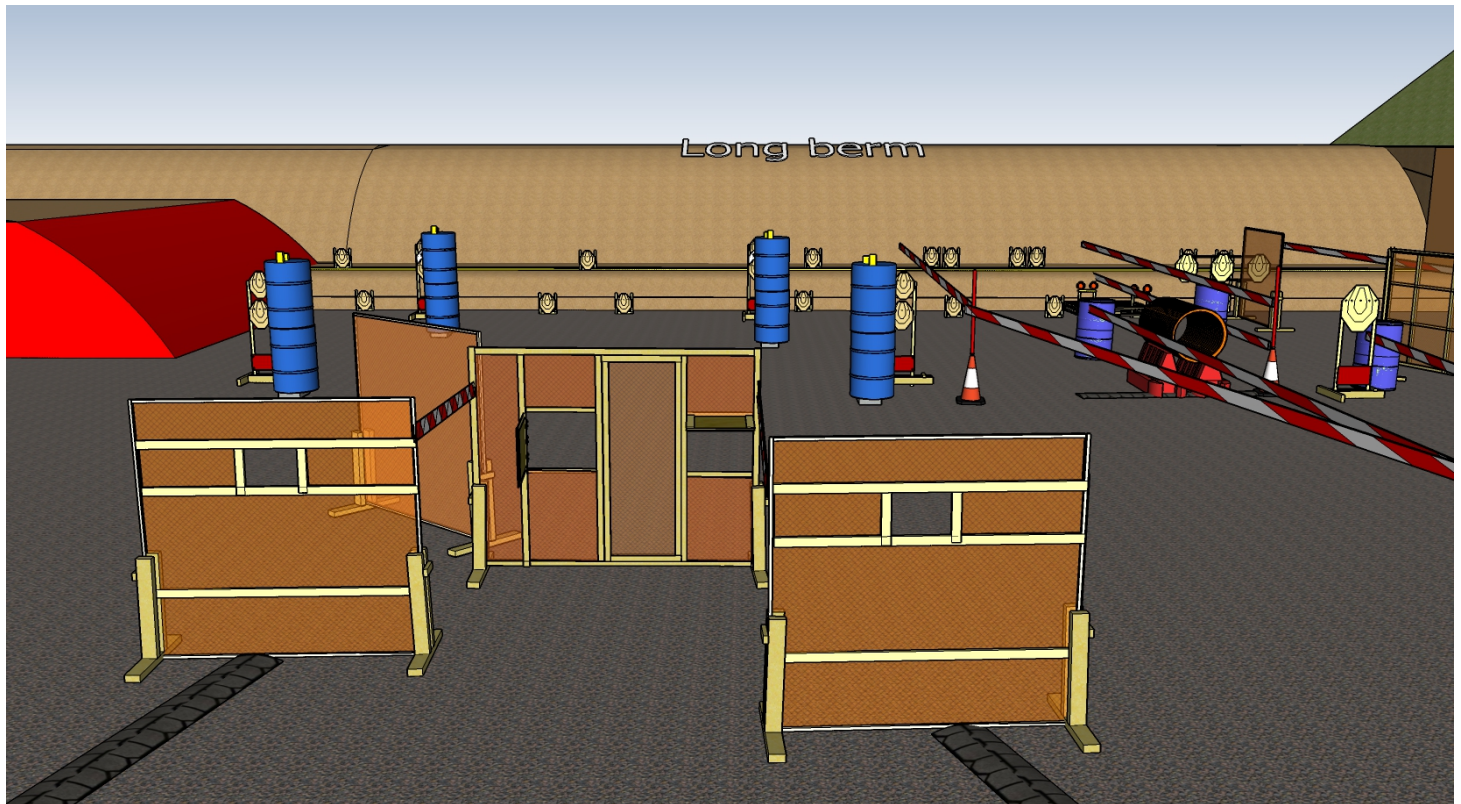


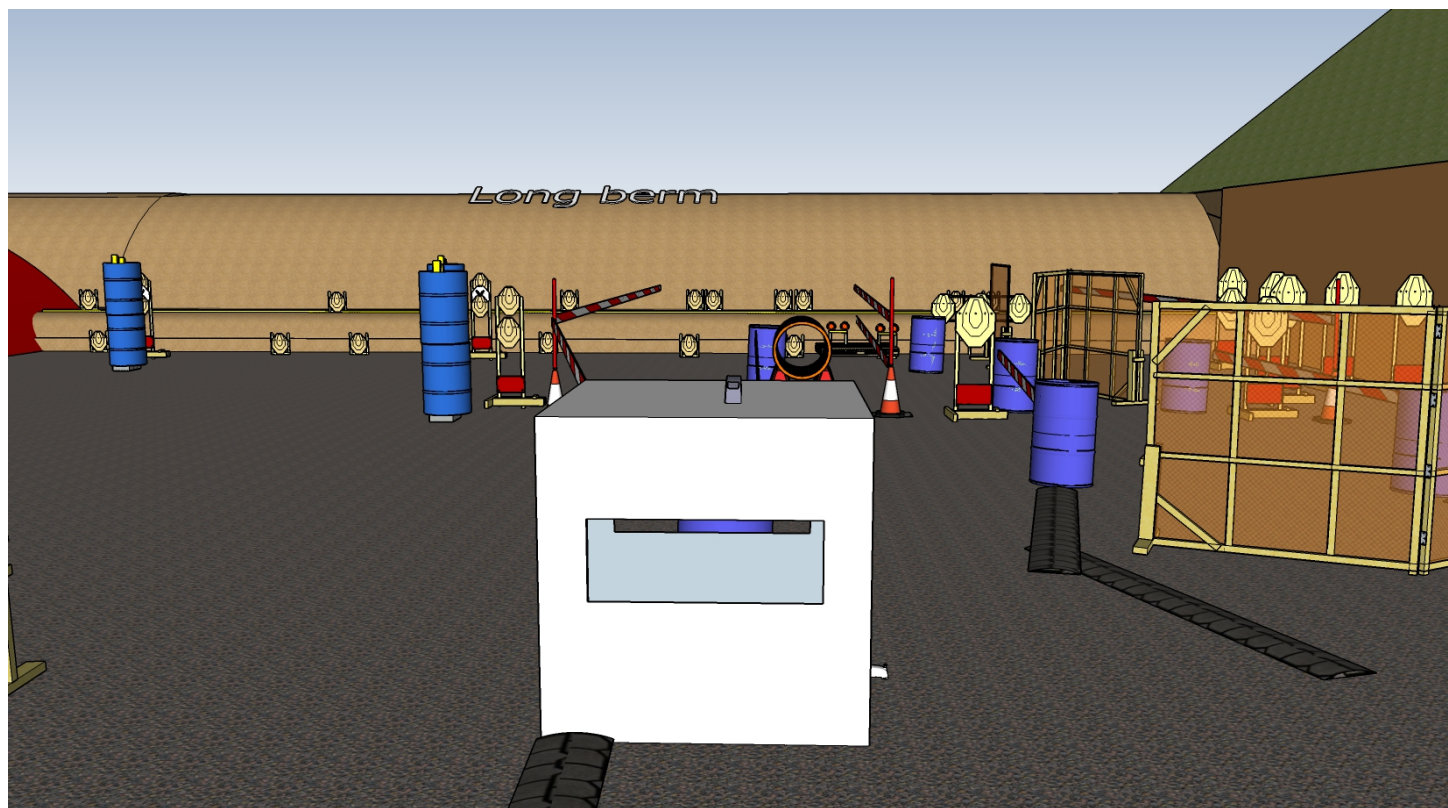
# 1. Zag or Zig



CoF	Comstock - Long	Points	150 p
Targets	15 paper, Total 15 targets	Min rounds	30
Firearm	Rifle	Match-%	41.67%

Procedure	On start signal engage all targets as they become visible within the demarcated area. Tirethreads on ground = faultline. All targets must be shot through APERTURES. Red/white tape = walls extending up/down to infinity.
Starting position	Standing in box A. Riflebutt touching hip
Firearm ready condition	1
Start on	Audible signal
Stop on	Last shot
Penalties	As per current edition of rules
Safety angles	Left/right: 90deg when facing berm, vertical: top of berm (logs), but max 20 degrees over horizontal when reloading
Setup notes	

## 2. Look there

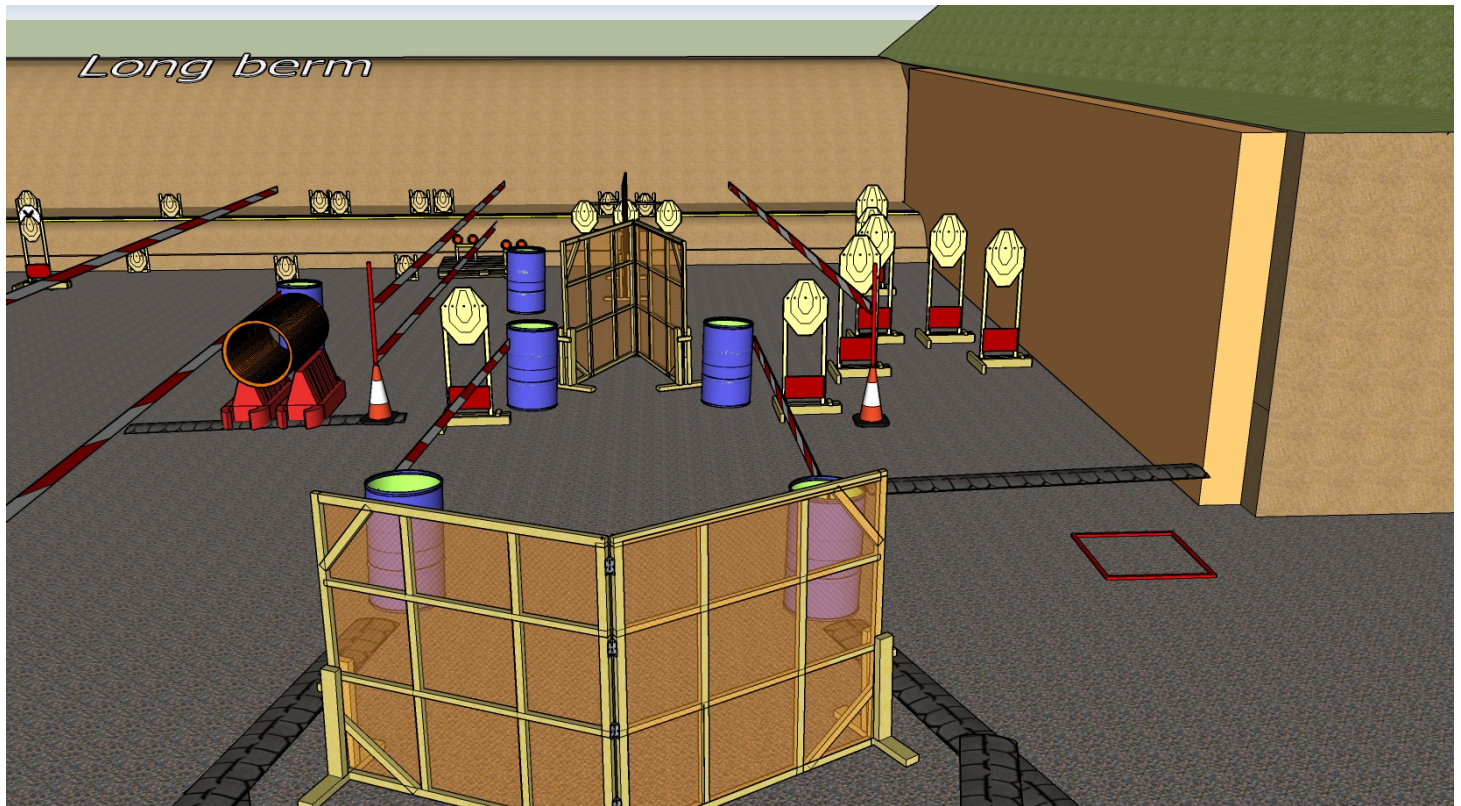


CoF	Comstock - Medium	Points	70 p
Targets	6 paper, 2 frangible, Total 8 targets	Min rounds	14
Firearm	Rifle	Match-%	19.44%

Procedure	On start signal engage all targets as they become visible within the demarcated area. All targets must be shot THROUGH APERTURES. Tirethreads on ground = faultline. Red/white tape = walls extending up/down to infinity.		
Starting position	Standing in box A. Riflebutt touching hip		
Firearm ready condition	1		
Start on	Audible signal		
Stop on	Last shot		
Penalties	As per current edition of rules		
Safety angles	Left/right: 90deg when facing berm, vertical: top of berm (logs), but max 20 degrees over horizontal when reloading		
Setup notes			



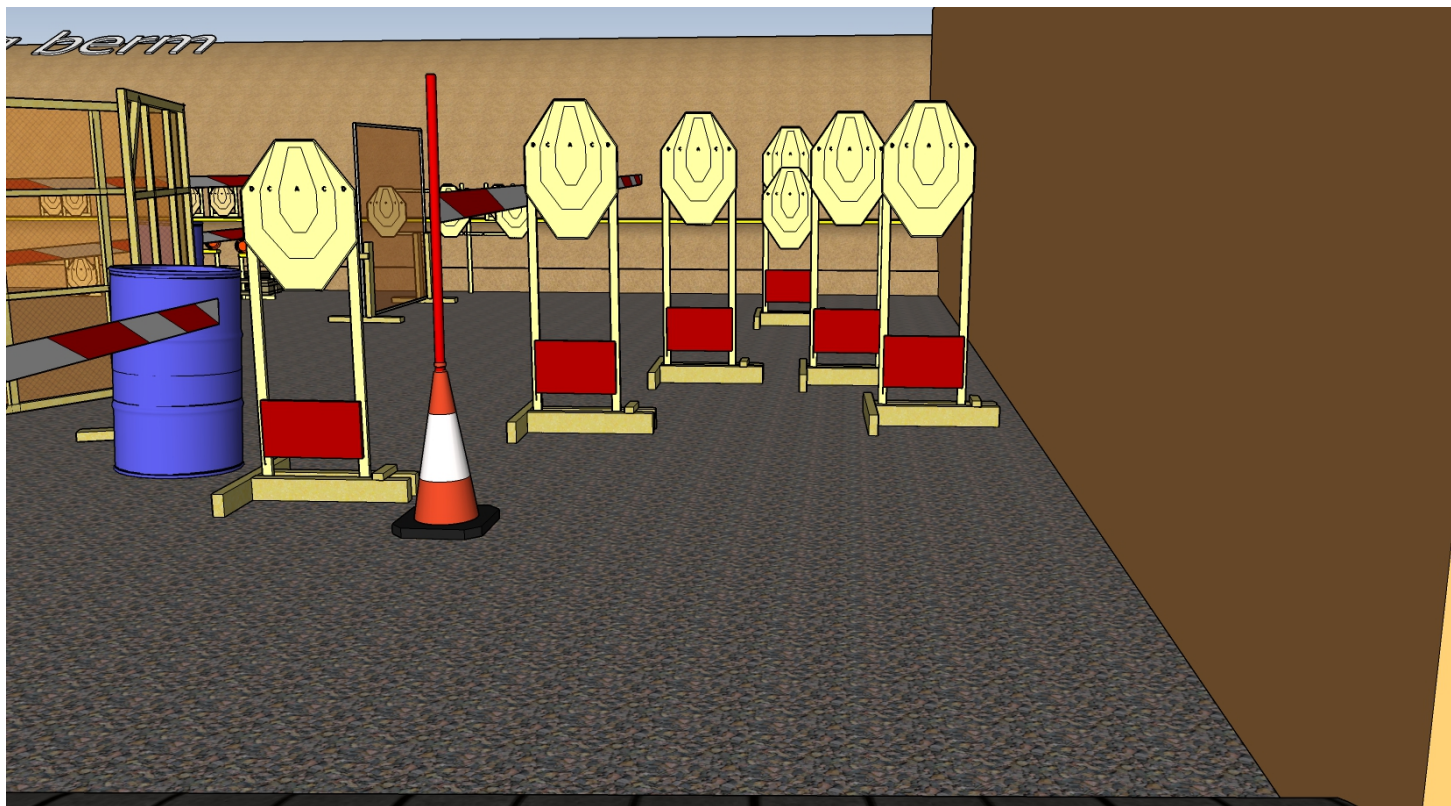
### 3. Look down



CoF	Comstock - Medium	Points	80 p
Targets	7 paper, 2 frangible, Total 9 targets	Min rounds	16
Firearm	Rifle	Match-%	22.22%

Procedure	On start signal engage all targets as they become visible within the demarcated area. Tirethreads on ground = faultline. Red/white tape = walls extending up/down to infinity.		
Starting position	Standing in box A. Riflebutt touching hip		
Firearm ready condition	1		
Start on	Audible signal		
Stop on	Last shot		
Penalties	As per current edition of rules		
Safety angles	Left/right: 90deg when facing berm, vertical: top of berm (logs), but max 20 degrees over horizontal when reloading		
Setup notes			

## 4. Quick and surely does it



CoF	Comstock - Medium	Points	60 p
Targets	6 paper, Total 6 targets	Min rounds	12
Firearm	Rifle	Match-%	16.67%

Procedure	On start signal engage all targets from within box A
Starting position	Standing in box A. Riflebutt touching hip
Firearm ready condition	1
Start on	Audible signal
Stop on	Last shot
Penalties	As per current edition of rules
Safety angles	Left/right: 90deg when facing berm, vertical: top of berm (logs), but max 20 degrees over horizontal when reloading
Setup notes	