

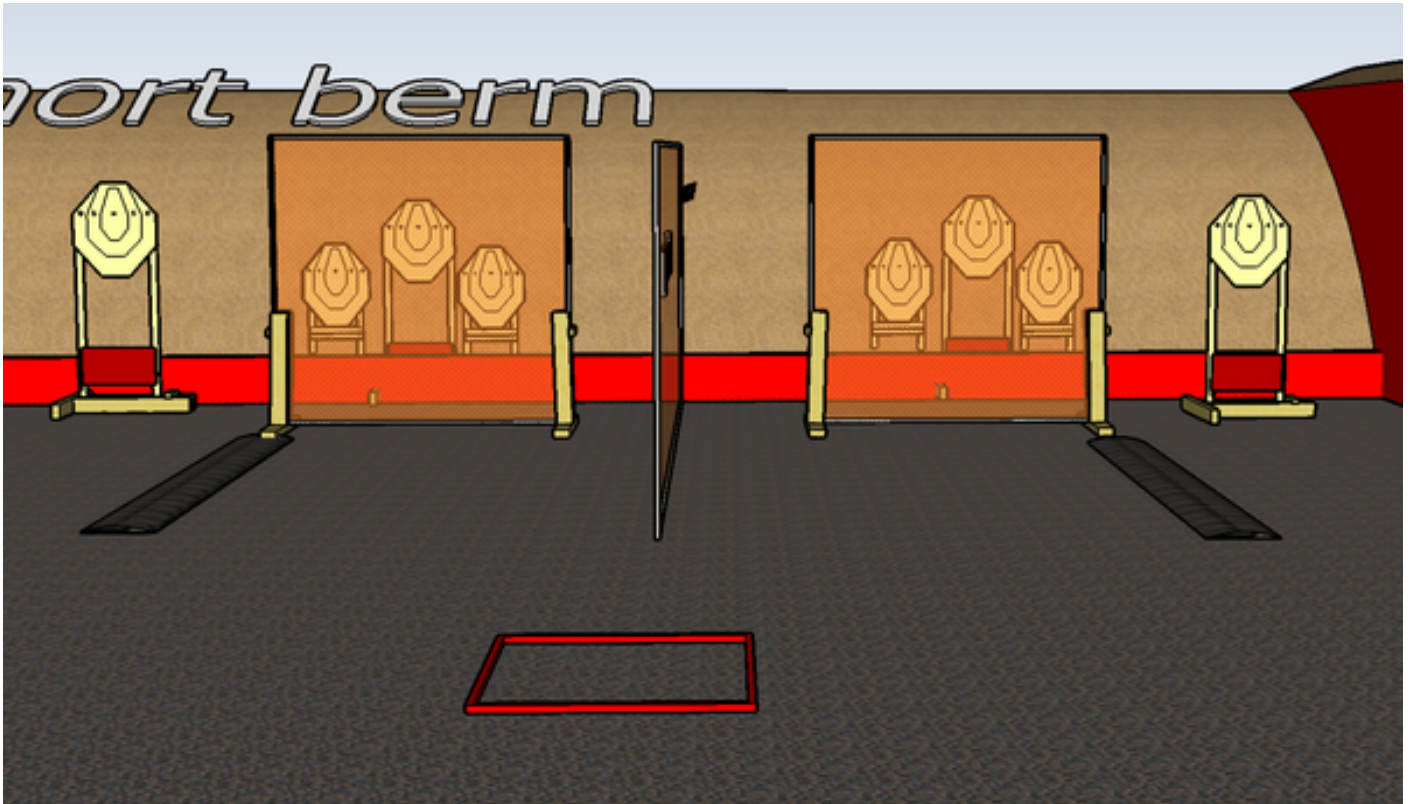
1. Steel in middle



| | | | |
|---------|--|------------|--------|
| CoF | Comstock - Medium | Points | 70 p |
| Targets | 6 paper, 2 plates, 4 no-shoot, Total 8 targets | Min rounds | 14 |
| Firearm | Handgun | Match-% | 13.59% |

| | |
|-------------------------|--|
| Procedure | Starting relaxed in box facing downrange. On start signal engage all targets as they become visible within the demarcated area |
| Starting position | Gun loaded & holstered |
| Firearm ready condition | |
| Start on | Audible signal |
| Stop on | Last shot |
| Penalties | As per current edition of rules |
| Safety angles | Left: tape, end of building, right: 90deg when facing berm, vertical: top of berm, but max 20 degrees over horizontal when reloading |
| Setup notes | |

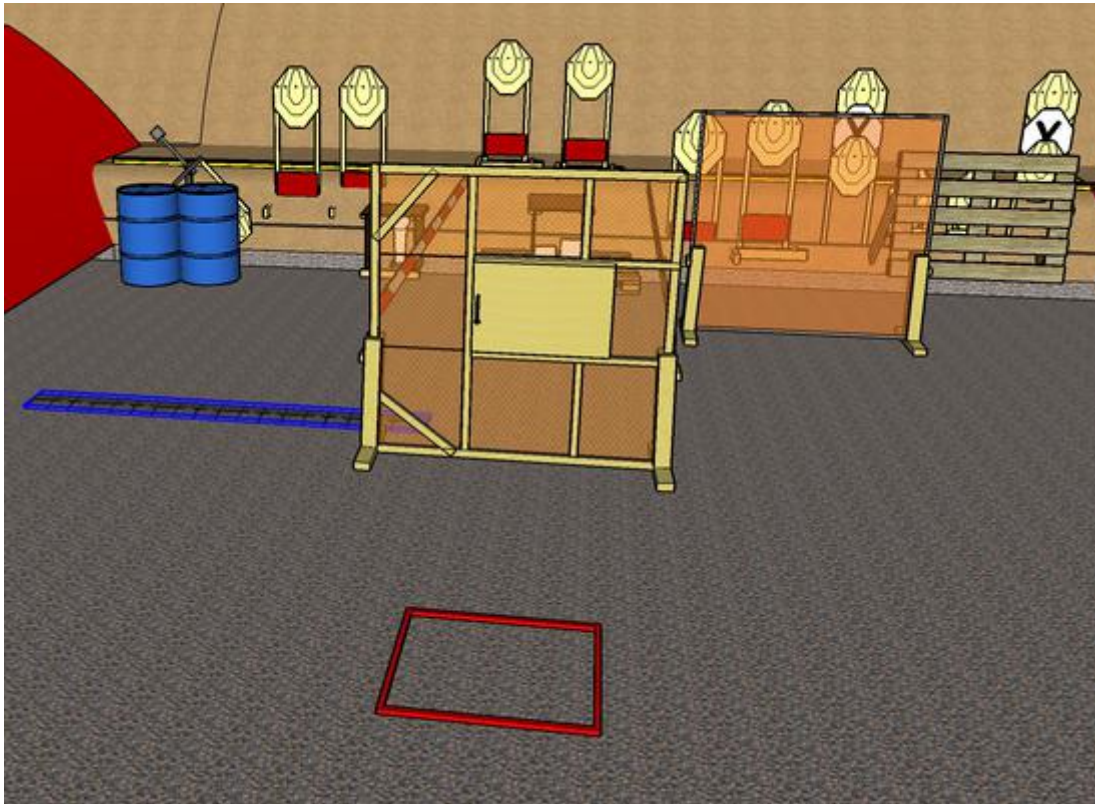
2. U-turn



| | | | |
|---------|--------------------------|------------|--------|
| CoF | Comstock - Medium | Points | 80 p |
| Targets | 8 paper, Total 8 targets | Min rounds | 16 |
| Firearm | Handgun | Match-% | 15.53% |

| | |
|-------------------------|--|
| Procedure | Start position standing relaxed in box facing downrange. Tires on ground is fault lines. |
| Starting position | Gun loaded & holstered |
| Firearm ready condition | |
| Start on | Audible signal |
| Stop on | Last shot |
| Penalties | As per current edition of rules |
| Safety angles | Left: tape, end of building, right: 90deg when facing berm, vertical: top of berm, but max 20 degrees over horizontal when reloading |
| Setup notes | |

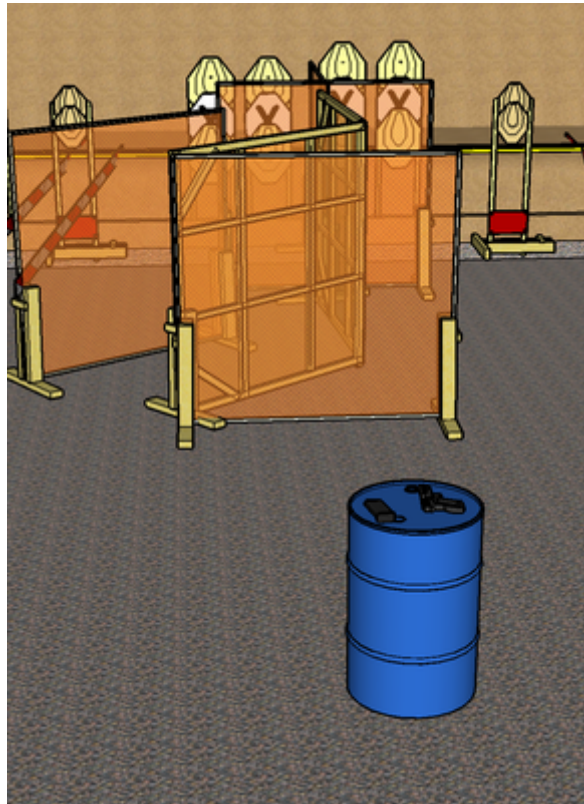
3. Popper and hidden targets



| | | | |
|---------|--|------------|--------|
| CoF | Comstock - Long | Points | 145 p |
| Targets | 13 paper, 1 popper, 2 plates, 2 no-shoot, Total 16 targets | Min rounds | 29 |
| Firearm | Handgun | Match-% | 28.16% |

| | | | |
|-------------------------|--|--|--|
| Procedure | Starting position in box facing downrange. On start signal engage all targets within the demarked area. Popper releases moving target. Moving target will be visible at rest. Tire tread on ground is fault line | | |
| Starting position | Gun loaded & holstered | | |
| Firearm ready condition | | | |
| Start on | Audible signal | | |
| Stop on | Last shot | | |
| Penalties | As per current edition of rules | | |
| Safety angles | Left: 90deg when facing berm, Right: end of berm. vertical: top of berm, but max 20 degrees over horizontal when reloading | | |
| Setup notes | | | |


4. Tight Z



| | | | |
|---------|--|------------|--------|
| CoF | Comstock - Medium | Points | 120 p |
| Targets | 12 paper, 4 no-shoot, Total 12 targets | Min rounds | 24 |
| Firearm | Handgun | Match-% | 23.30% |

| | |
|-------------------------|---|
| Procedure | Starting position: gun on barrel, all magazines to be used on barrel. On start signal engage all targets as they become visible within the demarked area. |
| Starting position | Gun loaded & holstered |
| Firearm ready condition | Gun on barrel, chamber and magwell empty. All magazines to be used on table |
| Start on | Audible signal |
| Stop on | Last shot |
| Penalties | As per current edition of rules |
| Safety angles | Left: 90deg when facing berm, Right: end of berm. vertical: top of berm, but max 20 degrees over horizontal when reloading |
| Setup notes | |

5. Use the door



| | | | |
|---------|--|------------|--------|
| CoF | Comstock - Medium | Points | 100 p |
| Targets | 10 paper, 2 no-shoot, Total 10 targets | Min rounds | 20 |
| Firearm | Handgun | Match-% | 19.42% |

| | |
|-------------------------|--|
| Procedure | Starting position: gun loaded and holstered standing relaxed in box facing downrange. |
| Starting position | Gun loaded & holstered |
| Firearm ready condition | |
| Start on | Audible signal |
| Stop on | Last shot |
| Penalties | As per current edition of rules |
| Safety angles | Left: 90deg when facing berm, Right: end of berm. vertical: top of berm, but max 20 degrees over horizontal when reloading |
| Setup notes | |