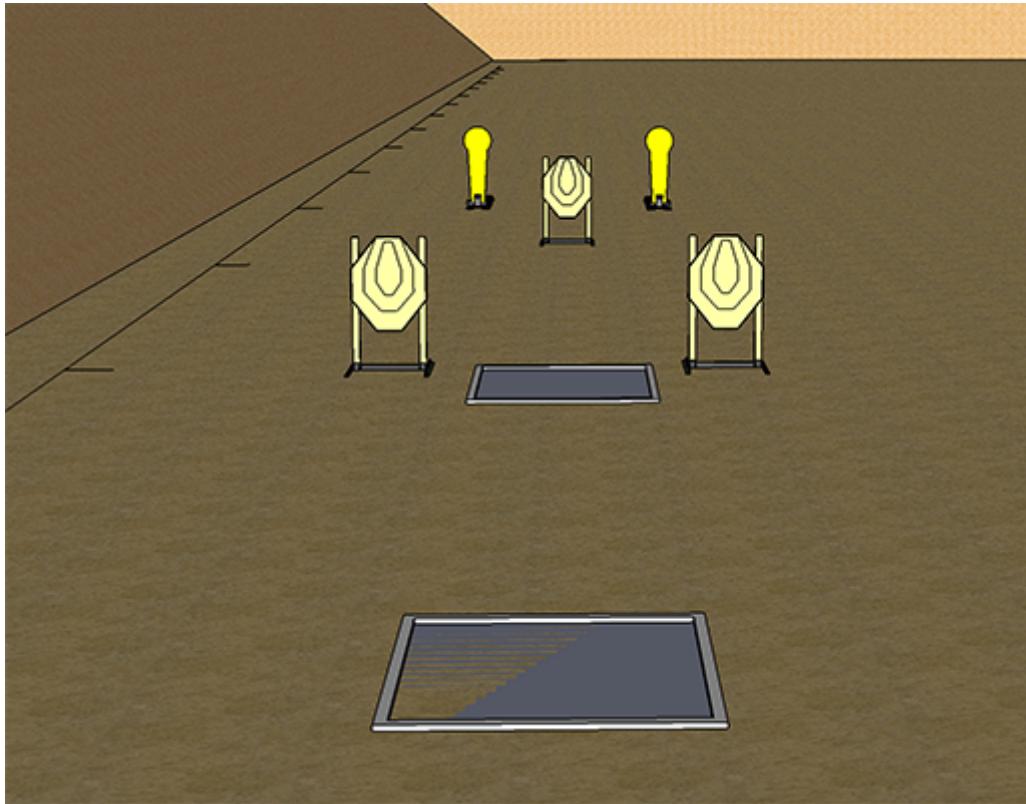



# 1. Stage 1



CoF	Comstock - Short	Points	40 p
Targets	3 paper, 2 popper, Total 5 targets	Min rounds	8
Firearm	Handgun	Match-%	10.53%

Procedure	IPSC NSW Members On start signal engage the two 5m targets, then move to the front shoot box to engage the remaining targets Holster Course Practical Test 1 - From the Rear shoot box, draw and fire 1 shot at 5m target. Repeat 4 times (total 5 shots) Practical Test 9 - Draw move forward to the front shoot box and fire 1 shot at 5m target, repeat 4 times (total 5 shots)		
Starting position	Standing in the rear shoot box hands by sides		
Firearm ready condition	Gun loaded & holstered		
Start on	Audible signal		
Stop on	Last shot		
Penalties	As per current edition of rules		
Safety angles	L/R		
Setup notes			

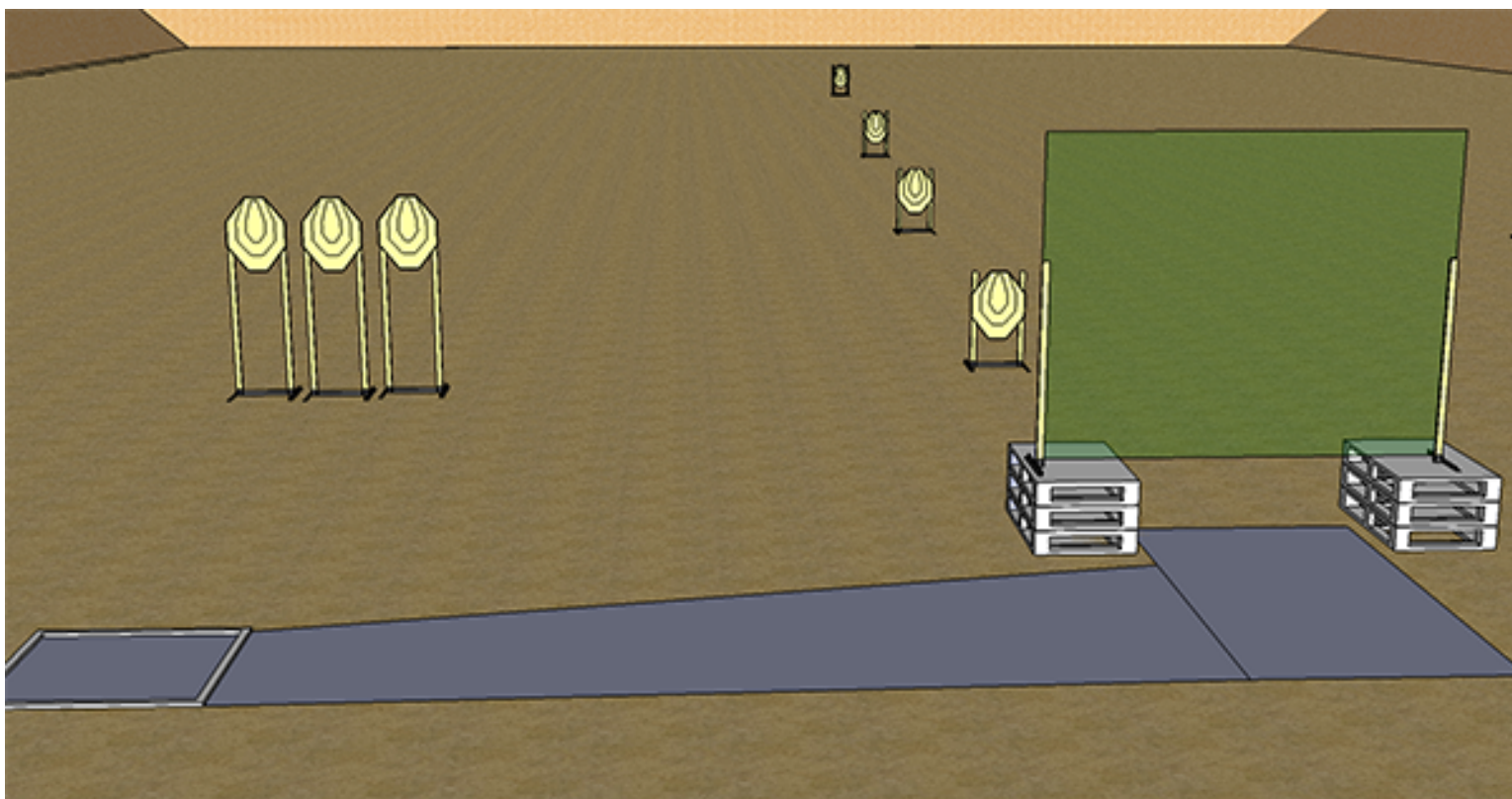
## 2. Stage 2



CoF	Comstock - Short	Points	40 p
Targets	4 paper, Total 4 targets	Min rounds	8
Firearm	Handgun	Match-%	10.53%

Procedure	IPSC NSW Members On start signal engage all targets as visible. Holster Course Practical Test 2 - Draw, go to kneeling position and and fire 1 shot at 5m target. Repeat 4 times (total 5 shots)		
Starting position	Standing in the shoot box hands by sides.		
Firearm ready condition	Gun unloaded & holstered		
Start on	Audible signal		
Stop on	Last shot		
Penalties	As per current edition of rules		
Safety angles	L/R		
Setup notes			

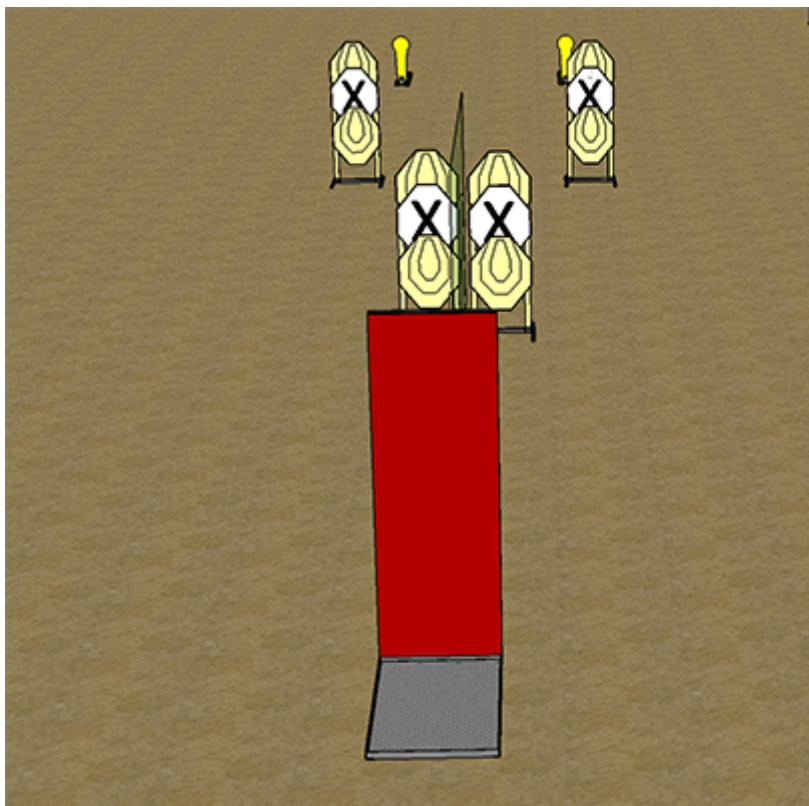
### 3. Stage 3



CoF	Comstock - Medium	Points	70 p
Targets	7 paper, Total 7 targets	Min rounds	14
Firearm	Handgun	Match-%	18.42%

Procedure	IPSC NSW Members On start signal engage all targets as visible from within the demarcated area. Holster Course Practical Test 3 - Draw, go to prone and fire 1 shot at 5m target, repeat 4 times (total 5 shots) Practical Test 7 - Start facing up range, turn, draw and fire 1 shot at 5m target, Repeat 4 times (total 5 rounds) Practical Test 8 - Start facing at 90 degrees to firing line, turn, draw and fire 1 shot at 5m, Repeat 4 times (total 5 rounds)		
Starting position	Standing facing up range hands by sides		
Firearm ready condition	Gun loaded & holstered		
Start on	Audible signal		
Stop on	Last shot		
Penalties	As per current edition of rules		
Safety angles	L/R		
Setup notes			

## 4. Stage 4

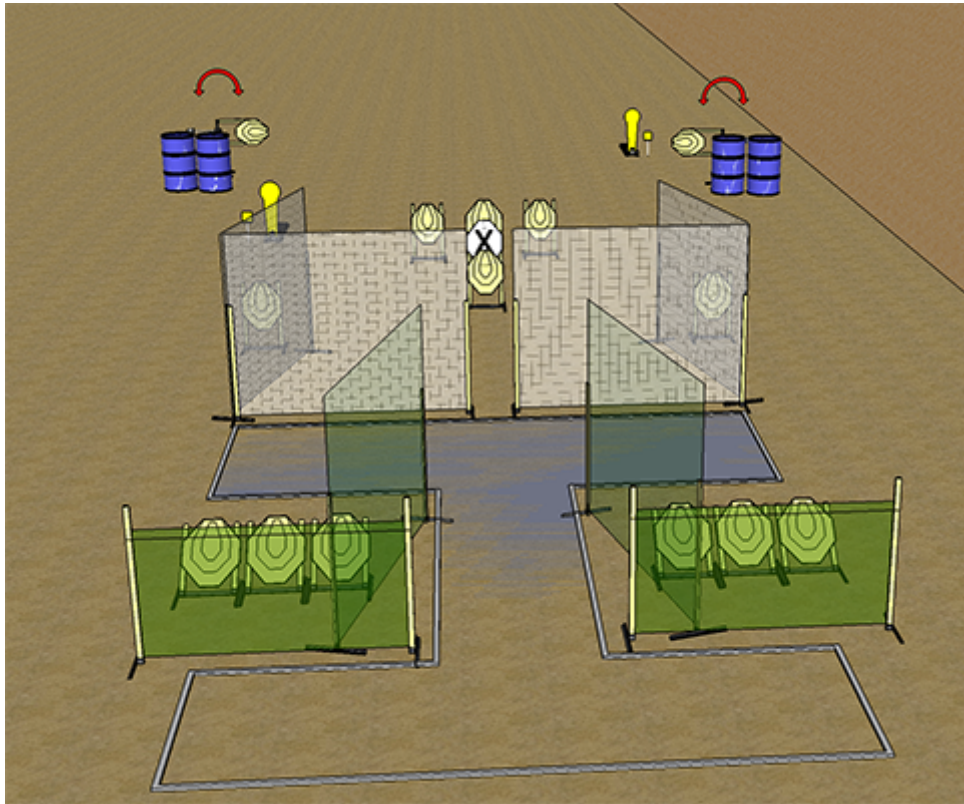


CoF	Comstock - Medium	Points	90 p
Targets	8 paper, 2 popper, 4 no-shoot, Total 10 targets	Min rounds	18
Firearm	Handgun	Match-%	23.68%

Procedure	<p>IPSC NSW Members On start signal engage all targets as visible from within the shoot box. Holster Course Practical Test 4 - From behind barricade, draw and fire 1 shot from right side of barricade at 5m target, repeat once (Total 2 rounds) Practical Test 5 - From behind barricade, draw and fire 1 shot from left side of barricade at 5m target, repeat once (Total 2 rounds) Practical Test 6 - From behind barricade, draw and fire 1 shot from right side and 1 shot from left side of barricade at 5m target (Total 2 rounds)</p>		
Starting position	Standing in the shoot box behind the barricade palms on the barricade.		
Firearm ready condition	Gun loaded & holstered		
Start on	Audible signal		
Stop on	Last shot		
Penalties	As per current edition of rules		
Safety angles	L/R		
Setup notes			



## 5. Stage 5



CoF	Comstock - Long	Points	140 p
Targets	12 paper, 2 popper, 2 plates, Total 16 targets	Min rounds	28
Firearm	Handgun	Match-%	36.84%

Procedure	IPSC NSW Members On start signal engage all targets as visible from within the demarcated area. Holster Course Tests safety aspects around safe movement and firearm handling.		
Starting position	Standing anywhere within the demarcated area		
Firearm ready condition	Gun loaded & holstered		
Start on	Audible signal		
Stop on	Last shot		
Penalties	As per current edition of rules		
Safety angles	L/R		
Setup notes			