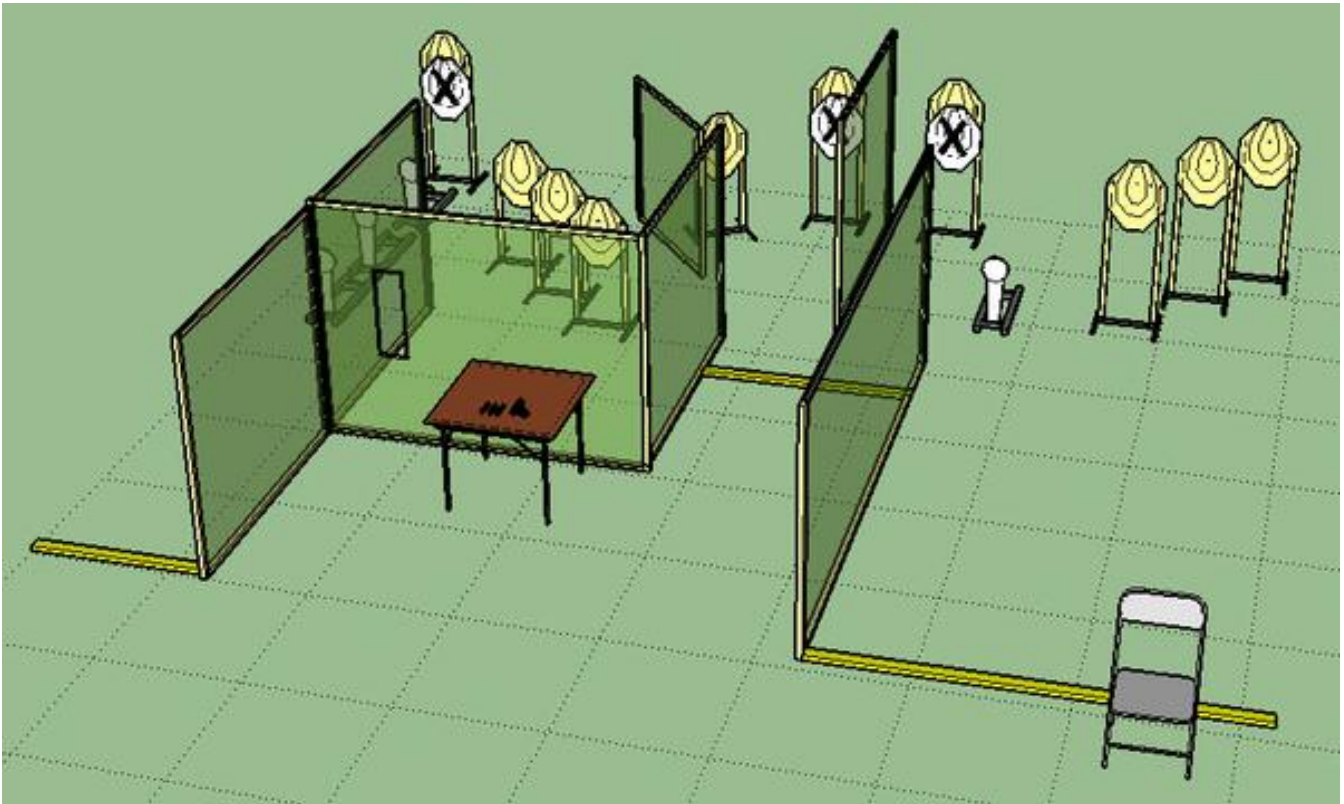


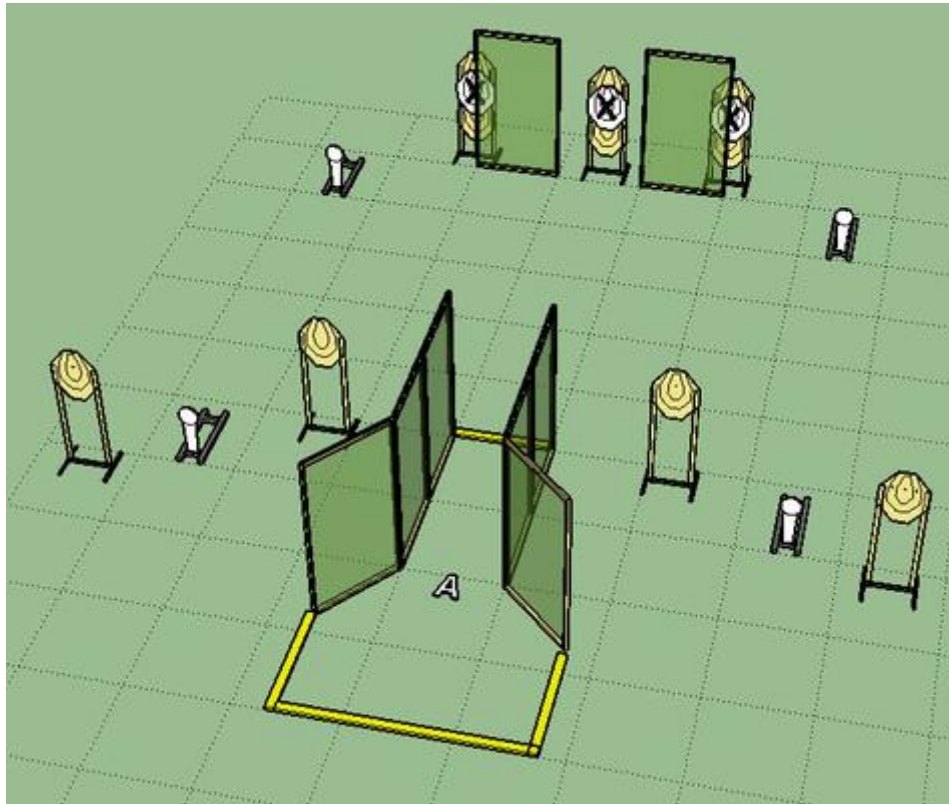
# 1. Stage 1



CoF	Comstock - Medium	Points	120 p
Targets	10 paper, 4 popper, Total 14 targets	Min rounds	24
Firearm	Action Air	Match-%	33.33%

Procedure	Shoot all targets as they become visible. The firearm nor the shooter should touch any part of the barricades. All shots must be fired from within the demarcated area.
Starting position	Sitting at the chair facing uprange
Firearm ready condition	Gun unoaded with all magazines at the table
Start on	Audible signal
Stop on	Last shot
Penalties	As per current edition of rules
Safety angles	L/R
Setup notes	

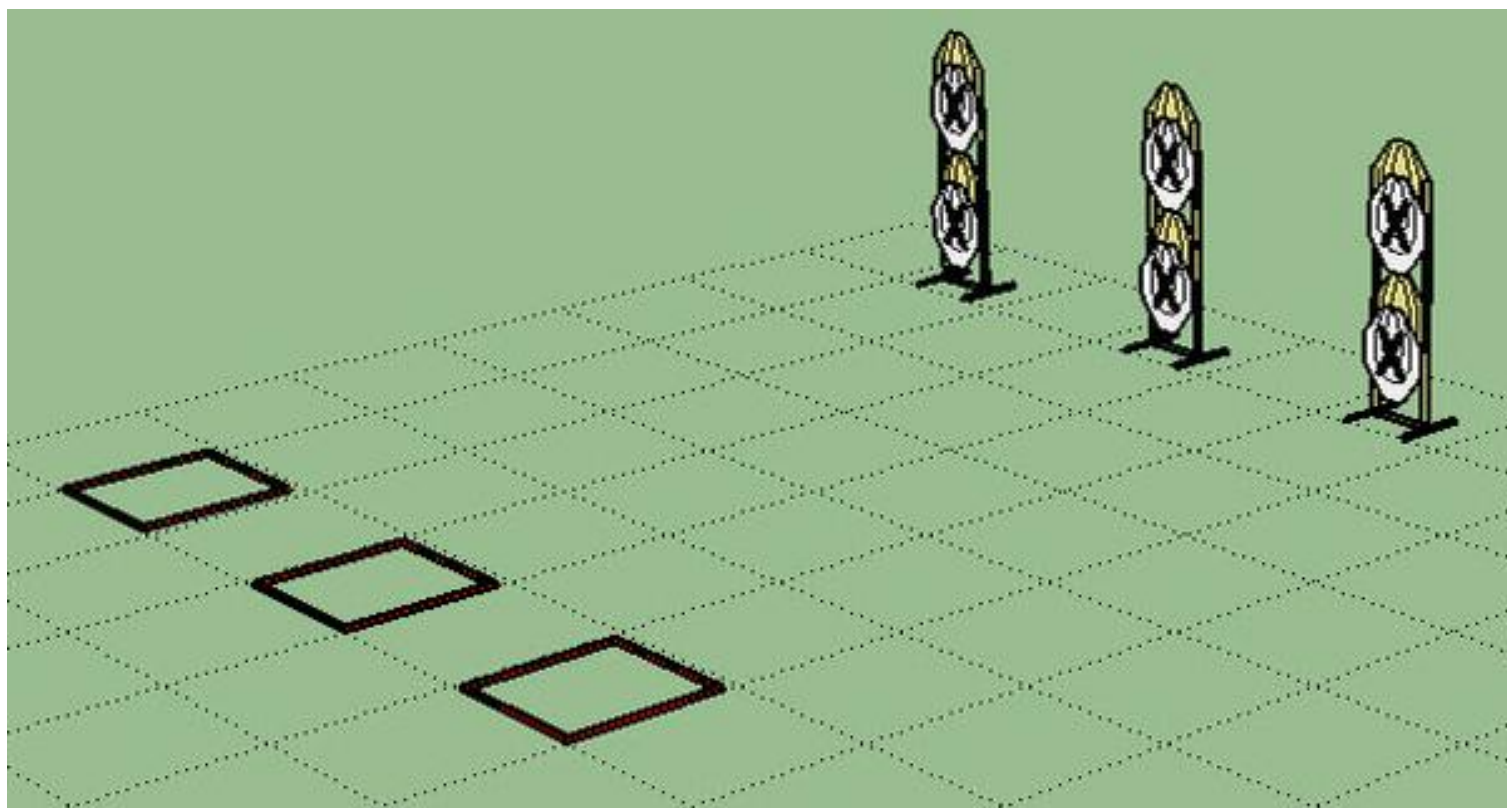
## 2. Stage 2



CoF	Comstock - Medium	Points	120 p
Targets	10 paper, 4 popper, Total 14 targets	Min rounds	24
Firearm	Action Air	Match-%	33.33%

Procedure	Shoot all targets as they become visible. The firearm nor the shooter should touch any part of the barricades. All shots must be fired from within the demarcated area.
Starting position	Standing relaxed at the mark, facing downrange
Firearm ready condition	Gun unloaded and holstered
Start on	Audible signal
Stop on	Last shot
Penalties	As per current edition of rules
Safety angles	L/R
Setup notes	

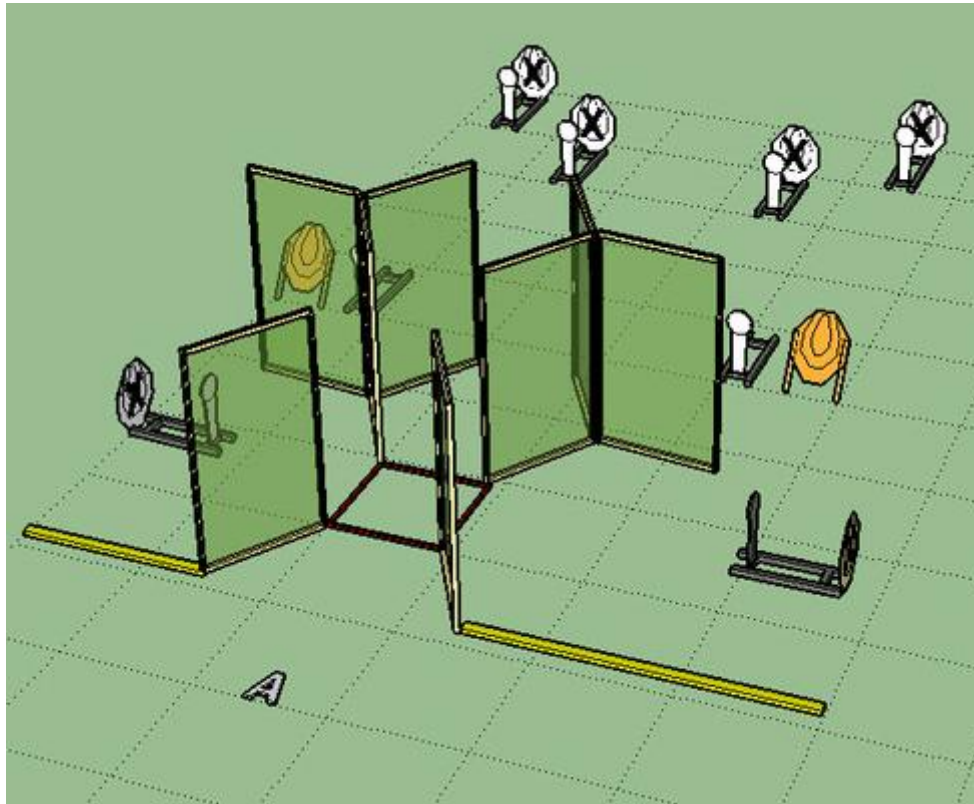
### 3. Stage 3



CoF	Comstock - Short	Points	60 p
Targets	6 paper, 3 no-shoot, Total 6 targets	Min rounds	12
Firearm	Action Air	Match-%	16.67%

Procedure	Shoot all targets as they become visible. All shots must be fired from within the demarcated area. On entering a box a mandatory reload must be performed before a shot is taken. Target A must be shot from box A, target B must be shot from box B and target C must be shot from box C
Starting position	Standing relaxed in one of the boxes, facing downrange
Firearm ready condition	Gun loaded & Holstered
Start on	Audible signal
Stop on	Last shot
Penalties	As per current edition of rules
Safety angles	L/R
Setup notes	

## 4. Stage 4



CoF	Comstock - Short	Points	60 p
Targets	2 paper, 8 popper, 8 no-shoot, Total 10 targets	Min rounds	12
Firearm	Action Air	Match-%	16.67%

Procedure	Shoot all targets as they become visible. The firearm nor the shooter should touch any part of the barricades
Starting position	Standing relaxed at the mark, facing downrange
Firearm ready condition	Gun loaded & holstered
Start on	Audible signal
Stop on	Last shot
Penalties	As per current edition of rules
Safety angles	L/R
Setup notes	