

1. A:200m



CoF	Comstock - Medium	Points	100 p
Targets	6 paper, 4 plates, (with 4 10p), Total 10 targets	Min rounds	16
Firearm	Rifle	Match-%	19.23%
Procedure	On signal engage all targets from within area.		
Starting position	Standing anywhere in area		
Firearm ready condition	Option 1		
Start on	Audible signal		
Stop on	Last shot		
Penalties	As per current edition of rules		
Safety angles	L/R		
Setup notes			

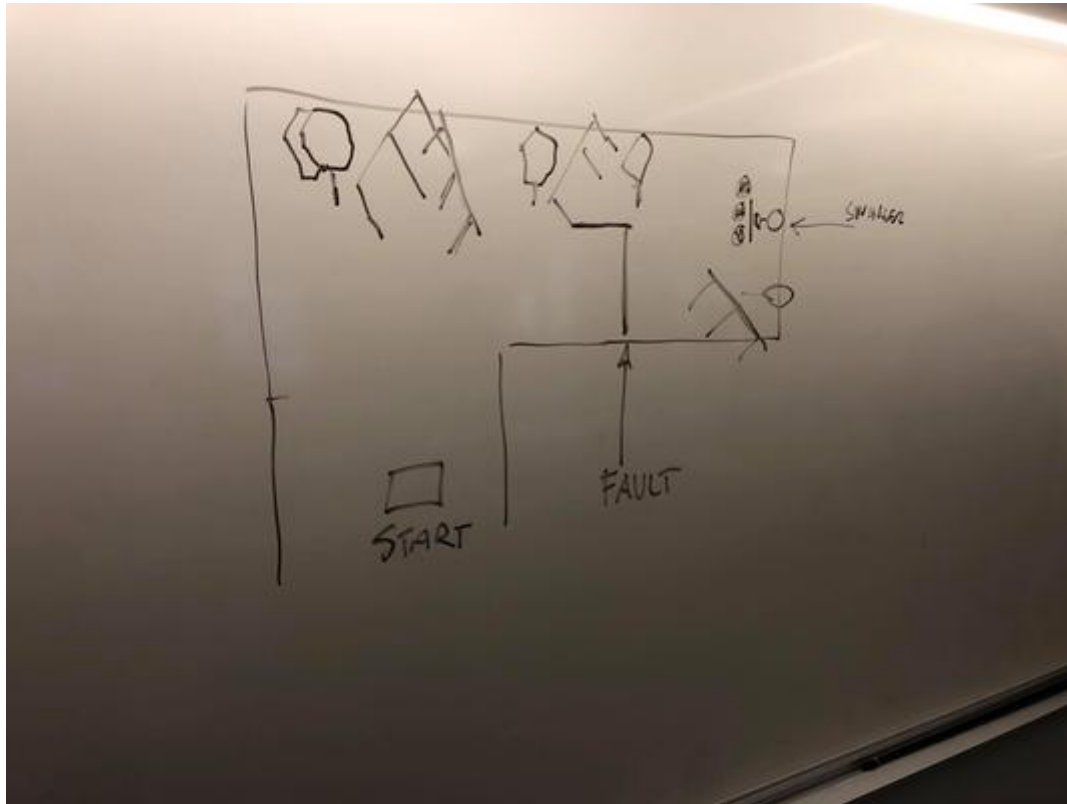
## 2. IPSC 1

No image

CoF	Comstock - Long	Points	160 p
Targets	16 paper, 4 no-shoot, Total 16 targets	Min rounds	32
Firearm	Rifle	Match-%	30.77%

Procedure	
Starting position	Gun loaded & holstered
Firearm ready condition	
Start on	Audible signal
Stop on	Last shot
Penalties	As per current edition of rules
Safety angles	L/R
Setup notes	

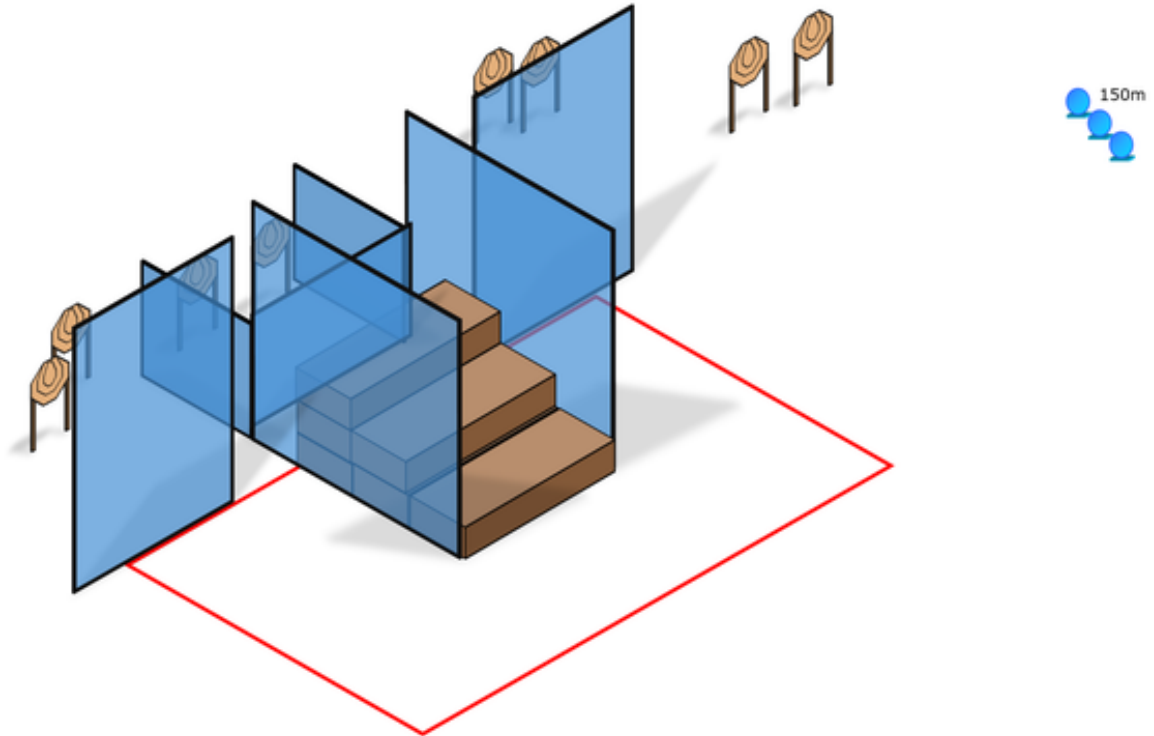
### 3. IPSC 2



CoF	Comstock - Short	Points	50 p
Targets	5 paper, 3 no-shoot, Total 5 targets	Min rounds	10
Firearm	Rifle	Match-%	9.62%

Procedure	On signal engage targets. Stompbox releases the swinger which stays visible at rest.
Starting position	Standing in area as demonstrated
Firearm ready condition	Option 1
Start on	Audible signal
Stop on	Last shot
Penalties	As per current edition of rules
Safety angles	L/R
Setup notes	

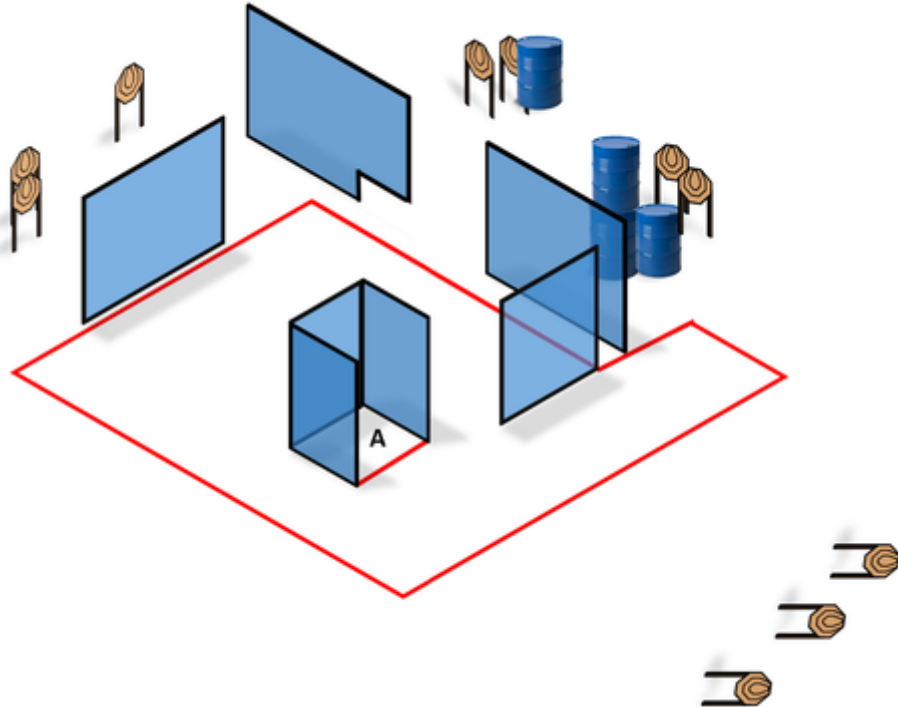
## 4. B1: Trapp



CoF	Comstock - Medium	Points	110 p
Targets	8 paper, 3 plates, (with 3 10p), Total 11 targets	Min rounds	19
Firearm	Rifle	Match-%	21.15%

Procedure	On signal engage T1-T8 and P1-P3 from within area.
Starting position	Standing anywhere in area.
Firearm ready condition	Option 1
Start on	Audible signal
Stop on	Last shot
Penalties	As per current edition of rules
Safety angles	L/R
Setup notes	Tre st flashtargets på kulfånet bakom 100m hallen.

5. 75m



CoF	Comstock - Medium	Points	100 p
Targets	10 paper, 2 no-shoot, Total 10 targets	Min rounds	20
Firearm	Rifle	Match-%	19.23%

Procedure	On signal engage all targets from within area.
Starting position	Standing at "A", barrel touching wall as demonstrated
Firearm ready condition	Option 1
Start on	Audible signal
Stop on	Last shot
Penalties	As per current edition of rules
Safety angles	L/R
Setup notes	