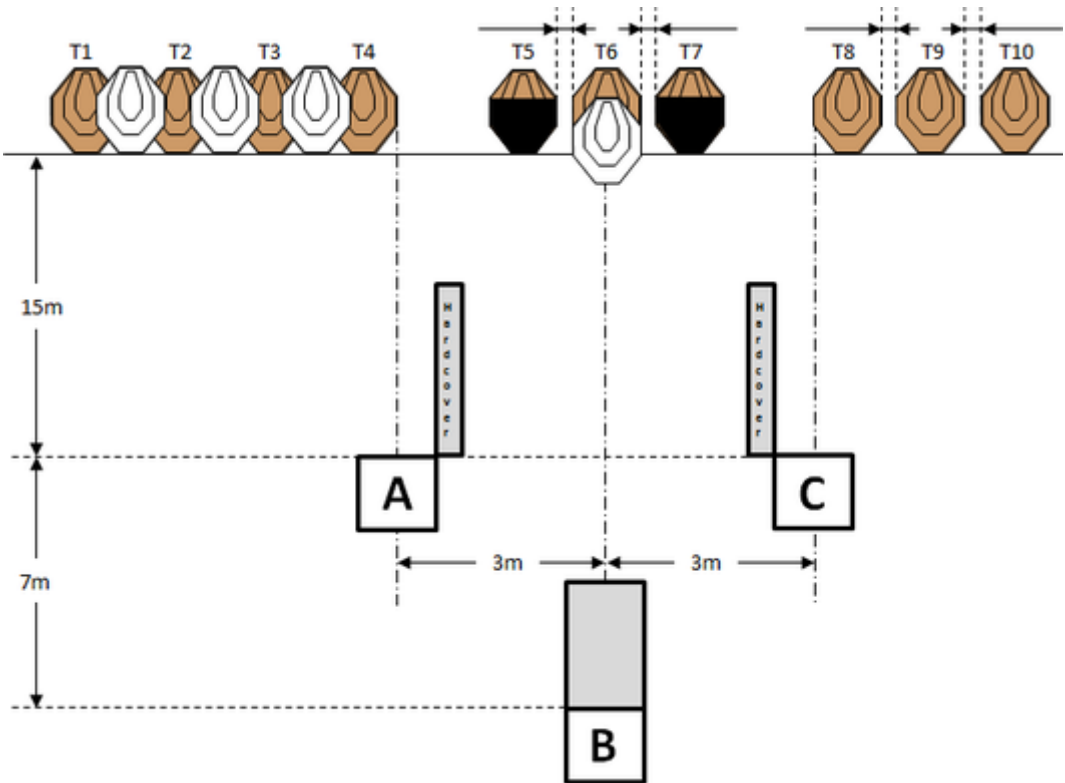


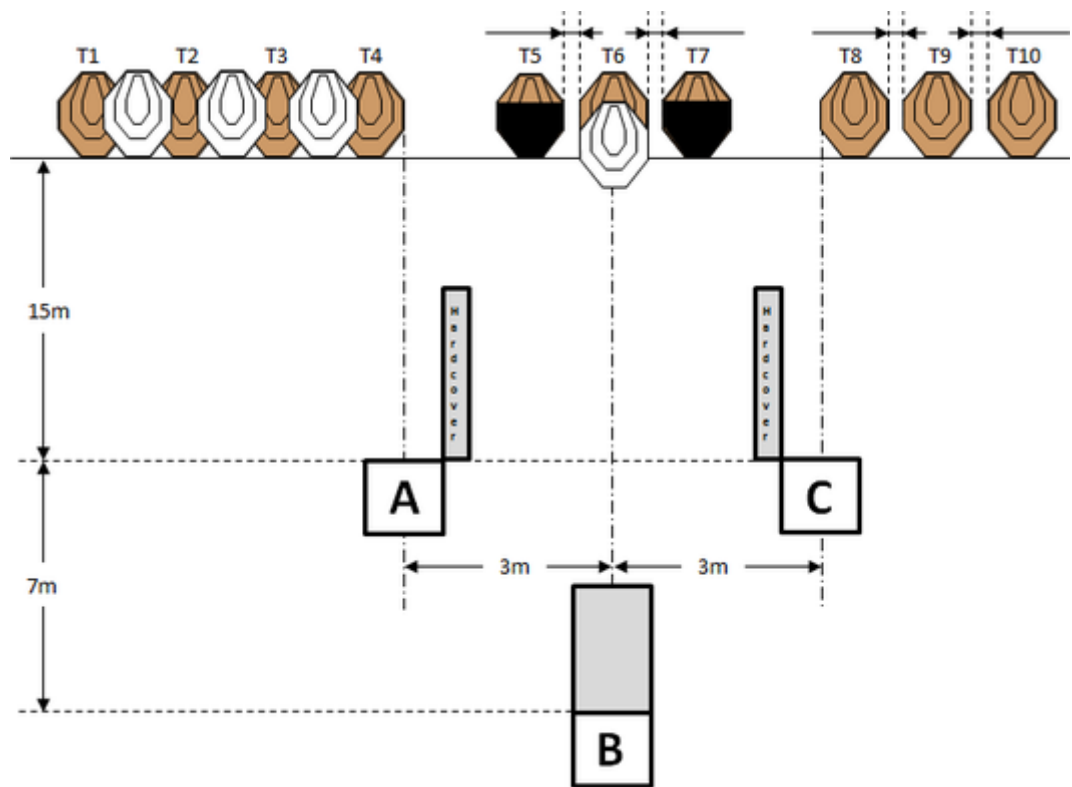
1. Hagelgevär Juli #1



CoF	Comstock - Medium	Points	50 p
Targets	10 paper, 4 no-shoot, Total 10 targets	Min rounds	10
Firearm	Shotgun	Match-%	33.33%

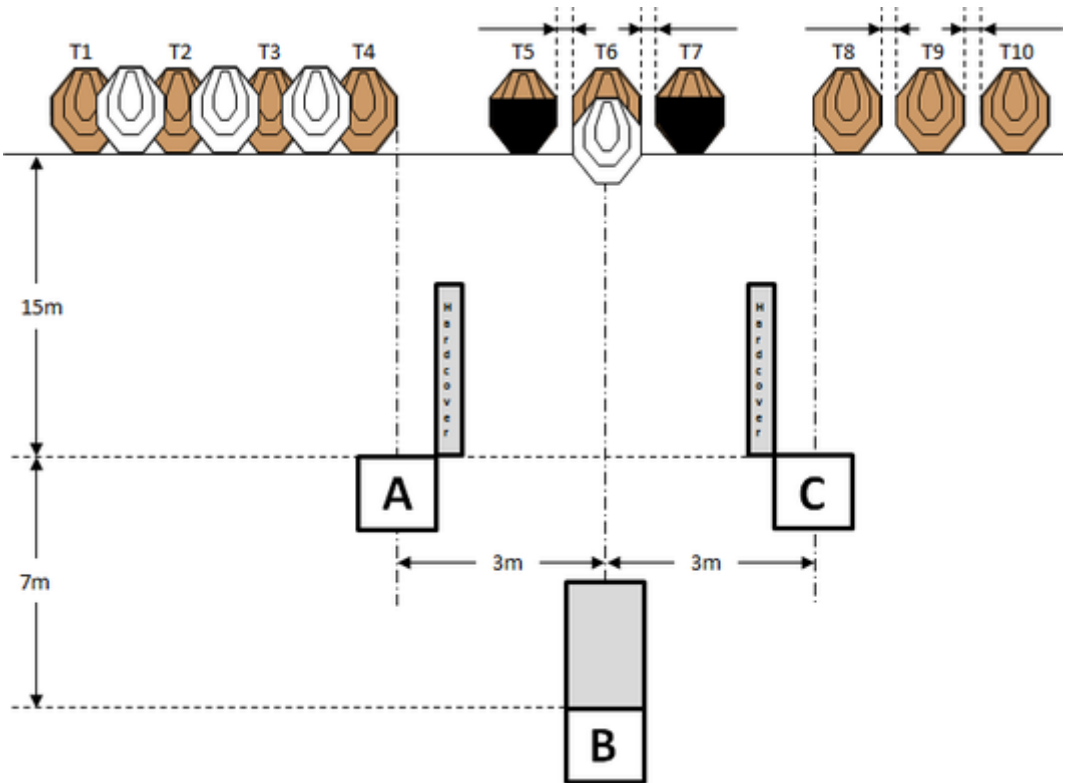
Procedure	Loaded (Option 1). After the audible start signal engage targets with 1 round each. T1-T4 can only be shot from area "A", T5-T7 can only be shot from area "B" and T8-T10 can only be shot from area "C".		
Starting position	Standing upright facing downrange in area "A".		
Firearm ready condition			
Start on	Audible signal		
Stop on	Last shot		
Penalties	As per current edition of rules		
Safety angles	L/R		
Setup notes	Set IPSC Targets/No-Shoots to 1,52m to the top of the targets. All areas are maximum 1x1m. Wall is 1,8m high and have the same width as area "B". Wall and hardcover are placed so that T1-T4 are only visible from area "A", T5-T7 are only visible from area "B" and T8-T10 are only visible from area "C".		

2. Hagelgevär Juli #2



CoF	Comstock - Medium	Points	50 p
Targets	10 paper, 4 no-shoot, Total 10 targets	Min rounds	10
Firearm	Shotgun	Match-%	33.33%
Procedure	Loaded (Option 1). After the audible start signal engage targets with 1 round each. T1-T4 can only be shot from area "A", T5-T7 can only be shot from area "B" and T8-T10 can only be shot from area "C".		
Starting position	Standing upright facing downrange in area "B".		
Firearm ready condition			
Start on	Audible signal		
Stop on	Last shot		
Penalties	As per current edition of rules		
Safety angles	L/R		
Setup notes	Set IPSC Targets/No-Shoots to 1,52m to the top of the targets.All areas are maximum 1x1m. Wall is 1,8m high and have the same width as area "B". Wall and hardcover are placed so that T1-T4 are only visible from area "A", T5-T7 are only visible from area "B" and T8-T10 are only visible from area "C".		

3. Hagelgevär Juli #3



CoF	Comstock - Medium	Points	50 p
Targets	10 paper, 4 no-shoot, Total 10 targets	Min rounds	10
Firearm	Shotgun	Match-%	33.33%
Procedure	Loaded (Option 1). After the audible start signal engage targets with 1 round each. T1-T4 can only be shot from area "A", T5-T7 can only be shot from area "B" and T8-T10 can only be shot from area "C".		
Starting position	Standing upright facing downrange in area "C".		
Firearm ready condition			
Start on	Audible signal		
Stop on	Last shot		
Penalties	As per current edition of rules		
Safety angles	L/R		
Setup notes	Set IPSC Targets/No-Shoots to 1,52m to the top of the targets.All areas are maximum 1x1m. Wall is 1,8m high and have the same width as area "B". Wall and hardcover are placed so that T1-T4 are only visible from area "A", T5-T7 are only visible from area "B" and T8-T10 are only visible from area "C".		