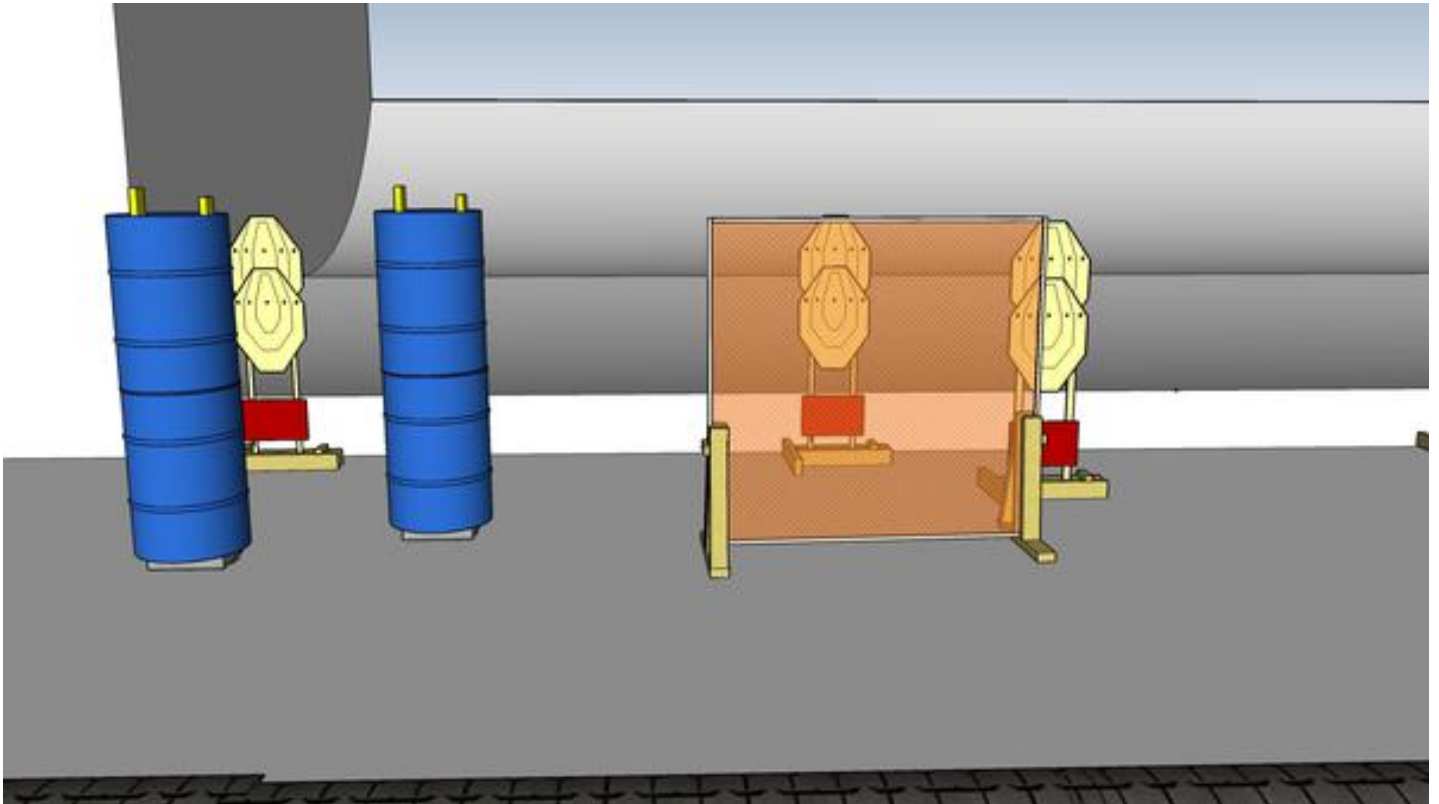


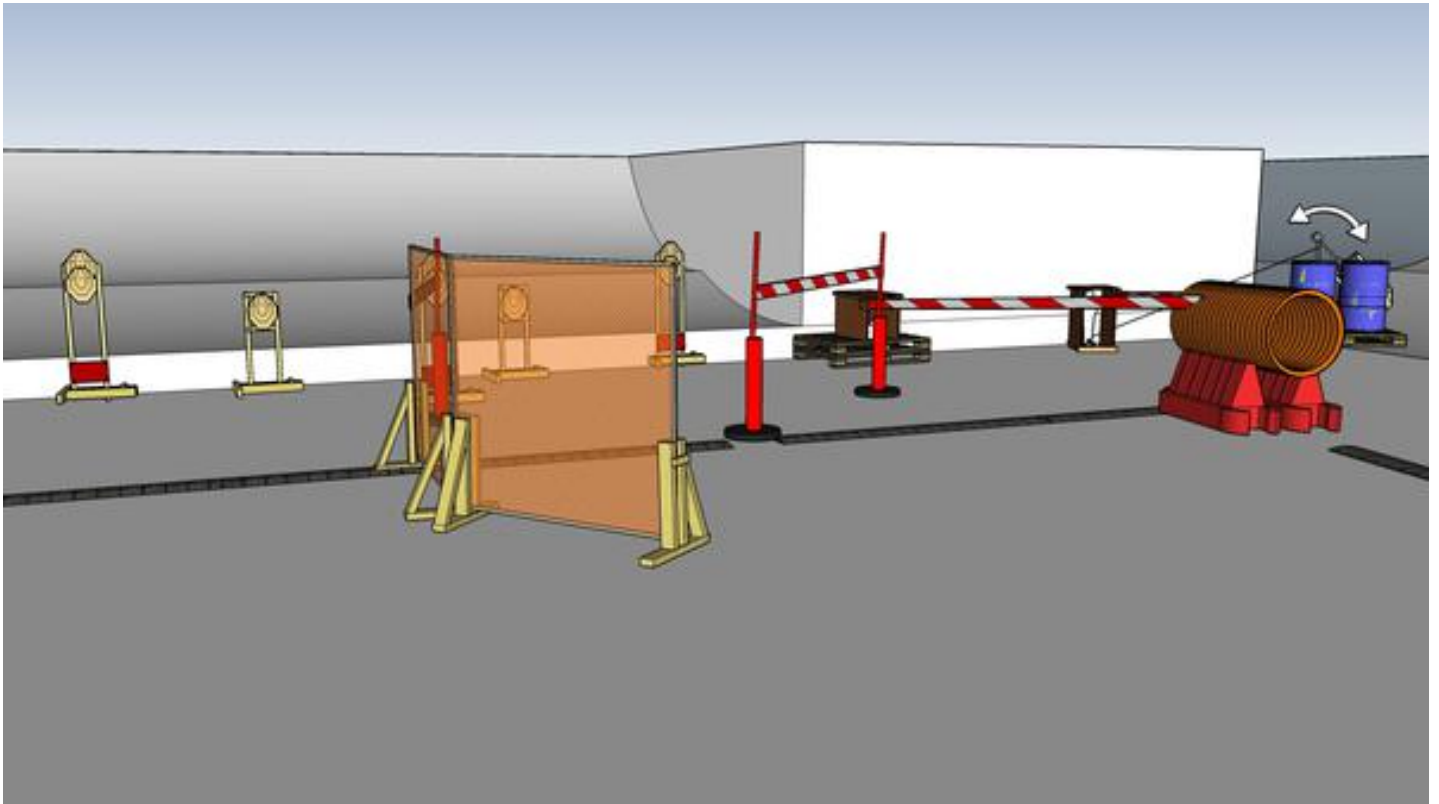
# 1. Peek-a-boo



CoF	Comstock - Short	Points	60 p
Targets	6 paper, Total 6 targets	Min rounds	12
Firearm	Handgun	Match-%	20.34%

Procedure	On start signal engage all targets as they become visible within the demarcated area. Tirethreads on ground = faultline
Starting position	Gun loaded & holstered in marked area
Firearm ready condition	Gun loaded & holstered
Start on	Audible signal
Stop on	Last shot
Penalties	As per current edition of rules
Safety angles	Left: tape, end of building, right: 90deg when facing berm, vertical: top of berm
Setup notes	

## 2. The wall in the middle



CoF	Comstock - Medium	Points	105 p
Targets	9 paper, 1 popper, 2 plates, Total 12 targets	Min rounds	21
Firearm	Handgun	Match-%	35.59%

Procedure	On start signal engage all targets as they become visible within the demarcated area. Red/white tape = walls extending up/down to infinity. Tirethreads on ground = faultline. Shots on popper/plates MUST be through aperture ! Steel must fall to score. Swinger will be visible at rest.
Starting position	Both hands touching wall as demonstrated
Firearm ready condition	Gun loaded & holstered
Start on	Audible signal
Stop on	Last shot
Penalties	As per current edition of rules
Safety angles	Left: tape, end of building, right: 90deg when facing berm, vertical: top of berm
Setup notes	

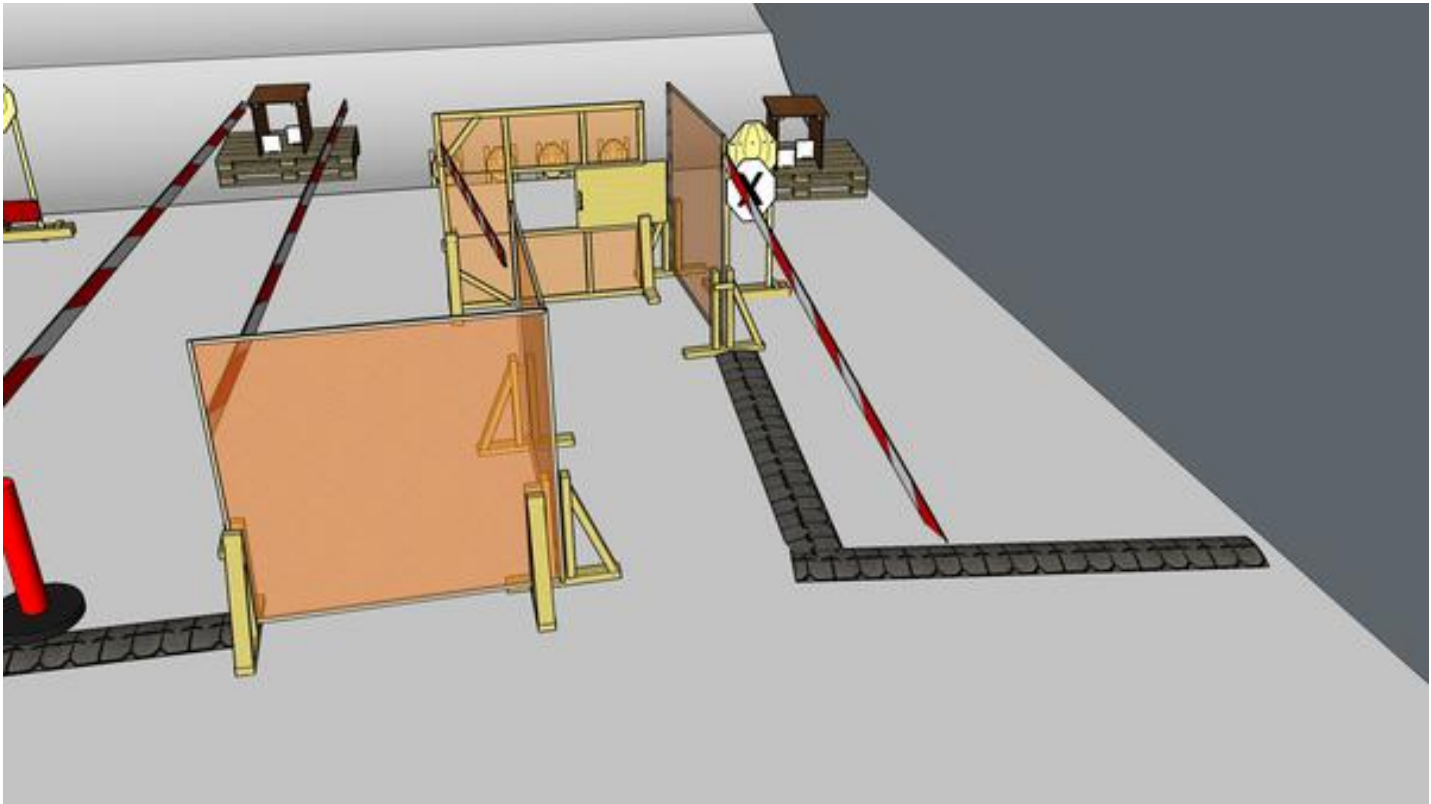
### 3. Right or left first



CoF	Comstock - Short	Points	60 p
Targets	2 paper, 8 plates, Total 10 targets	Min rounds	12
Firearm	Handgun	Match-%	20.34%

Procedure	On start signal engage all targets as they become visible within the demarcated area. All shots must be through apertures. Red/white tape = walls extending up/down to infinity.
Starting position	Heels touching doorframe
Firearm ready condition	Gun loaded & holstered
Start on	Audible signal
Stop on	Last shot
Penalties	As per current edition of rules
Safety angles	Left/right: 90deg when facing berm, vertical: top of berm (logs)
Setup notes	

## 4. La Corredora



CoF	Comstock - Medium	Points	70 p
Targets	5 paper, 4 plates, 1 no-shoot, Total 9 targets	Min rounds	14
Firearm	Handgun	Match-%	23.73%

Procedure	On start signal engage all targets as they become visible within the demarcated area. Red/white tape = walls extending up/down to infinity. Tirethreads on ground = faultline
Starting position	Hands touching wall as demonstrated
Firearm ready condition	Gun loaded & holstered, empty
Start on	Audible signal
Stop on	Last shot
Penalties	As per current edition of rules
Safety angles	Left/right: 90deg when facing berm, vertical: top of berm (logs)
Setup notes	