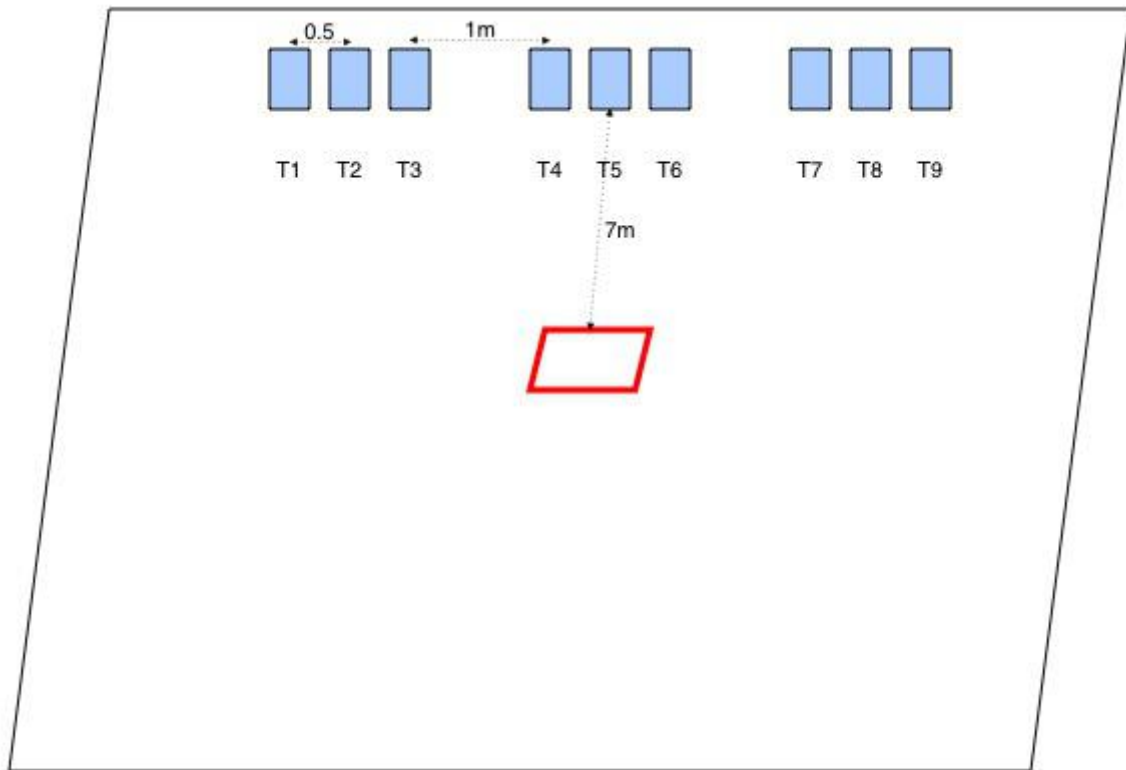


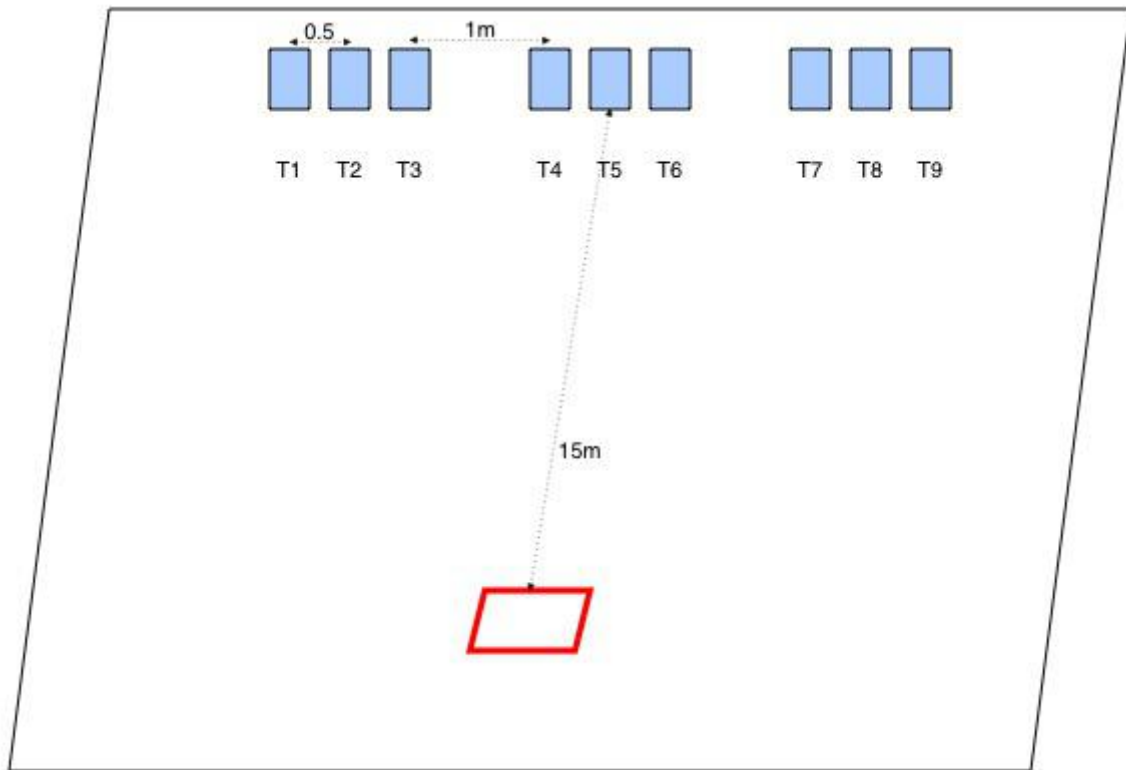
1.



CoF	Comstock - Medium	Points	45 p
Targets	9 plates, Total 9 targets	Min rounds	9
Firearm	Shotgun	Match-%	6.29%

Procedure	Inside box, engage targets after signal
Starting position	Inside demarcated area (box)
Firearm ready condition	Loaded Option 1
Start on	Audible signal
Stop on	Last shot
Penalties	As per current edition of rules
Safety angles	L/R
Setup notes	

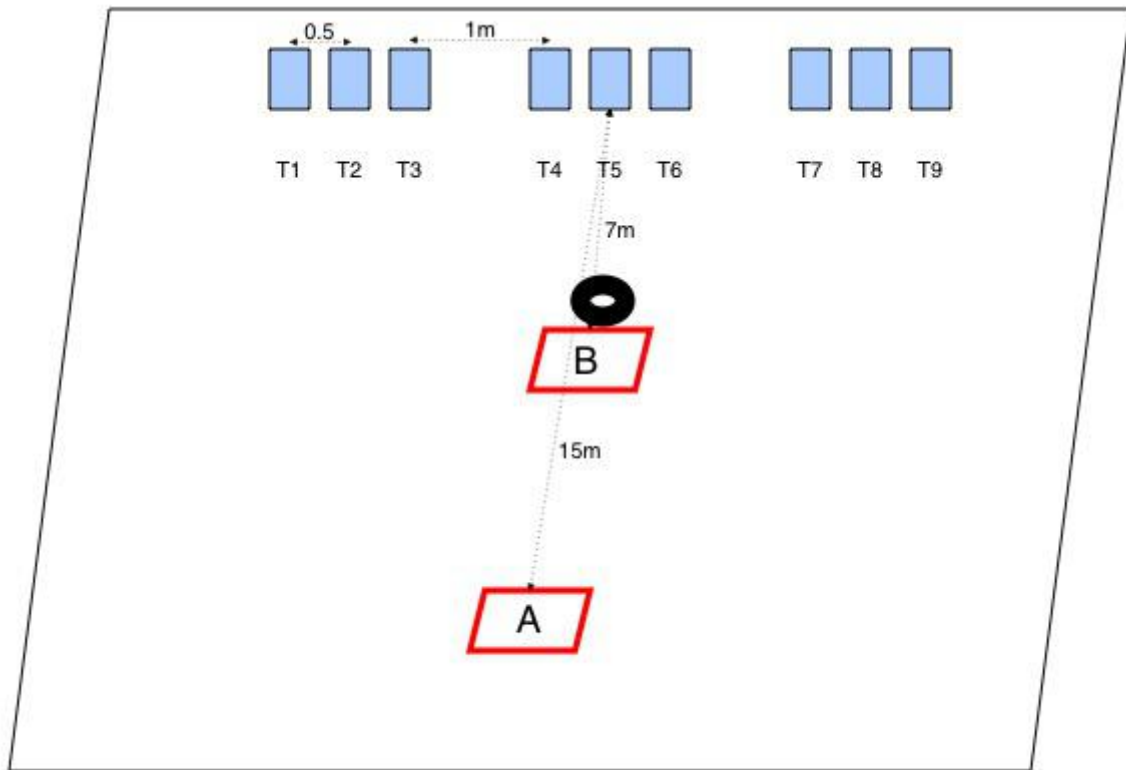
2.



CoF	Comstock - Medium	Points	45 p
Targets	9 plates, Total 9 targets	Min rounds	9
Firearm	Shotgun	Match-%	6.29%

Procedure	Inside box, engage targets after signal
Starting position	Inside demarcated area (box)
Firearm ready condition	Loaded option 1
Start on	Audible signal
Stop on	Last shot
Penalties	As per current edition of rules
Safety angles	L/R
Setup notes	

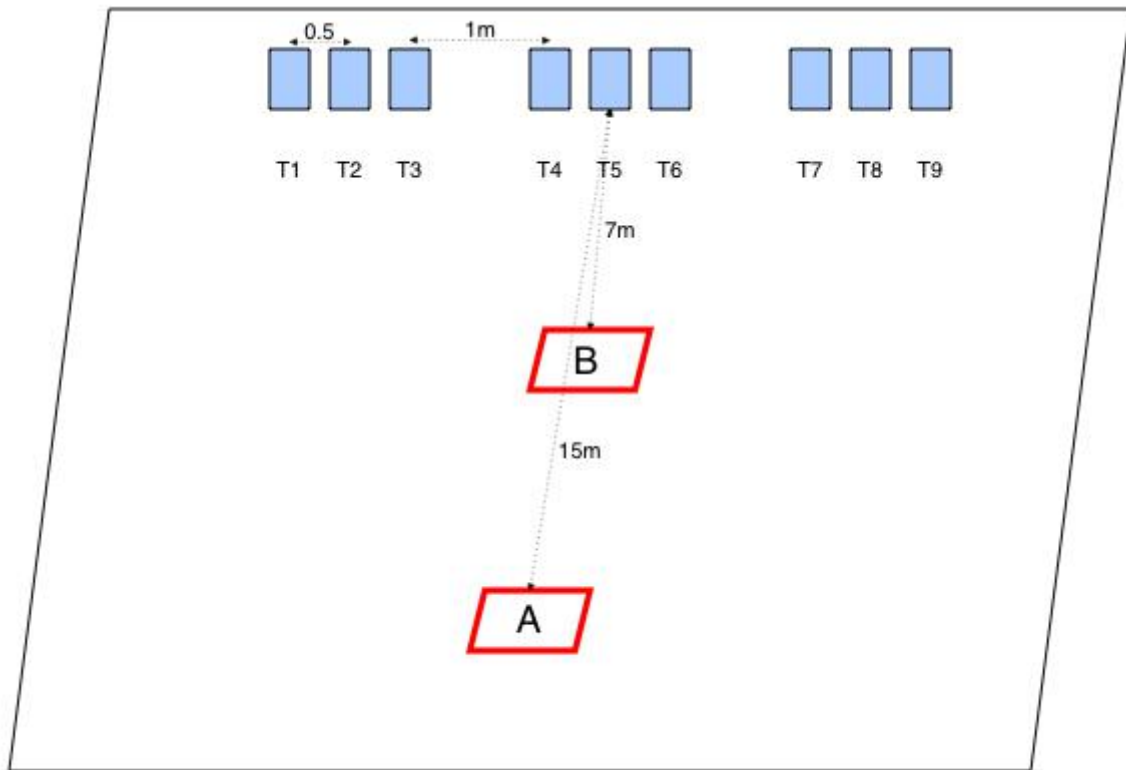
3.



CoF	Comstock - Medium	Points	45 p
Targets	9 plates, Total 9 targets	Min rounds	9
Firearm	Shotgun	Match-%	6.29%

Procedure	After signal, move to box B and engage targets
Starting position	Inside box A
Firearm ready condition	Empty chamber option 2
Start on	Audible signal
Stop on	Last shot
Penalties	As per current edition of rules
Safety angles	L/R
Setup notes	Gun placed anywhere on tyre

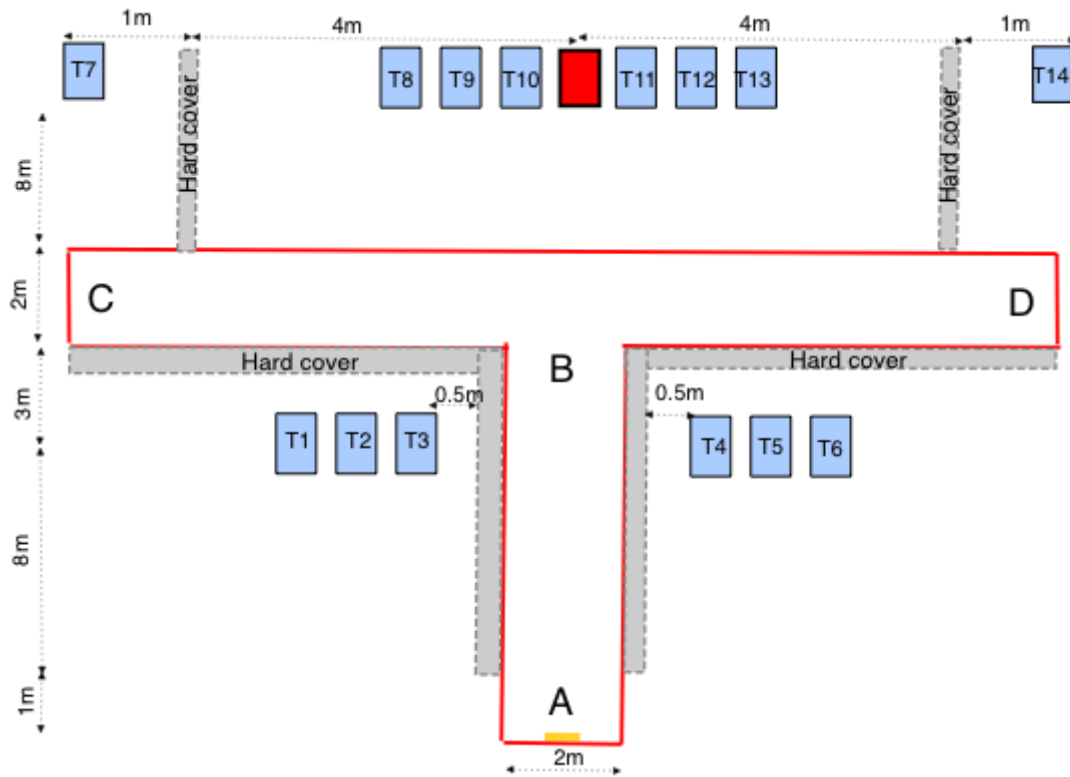
4.



CoF	Comstock - Medium	Points	45 p
Targets	9 plates, Total 9 targets	Min rounds	9
Firearm	Shotgun	Match-%	6.29%

Procedure	Targets can only be engaged from within the two shooting boxes A and B After signal engage T1-3 from box A T4-9 can only be engaged from box B		
Starting position	Standing inside box A		
Firearm ready condition	Unloaded option 3		
Start on	Audible signal		
Stop on	Last shot		
Penalties	As per current edition of rules		
Safety angles	L/R		
Setup notes			

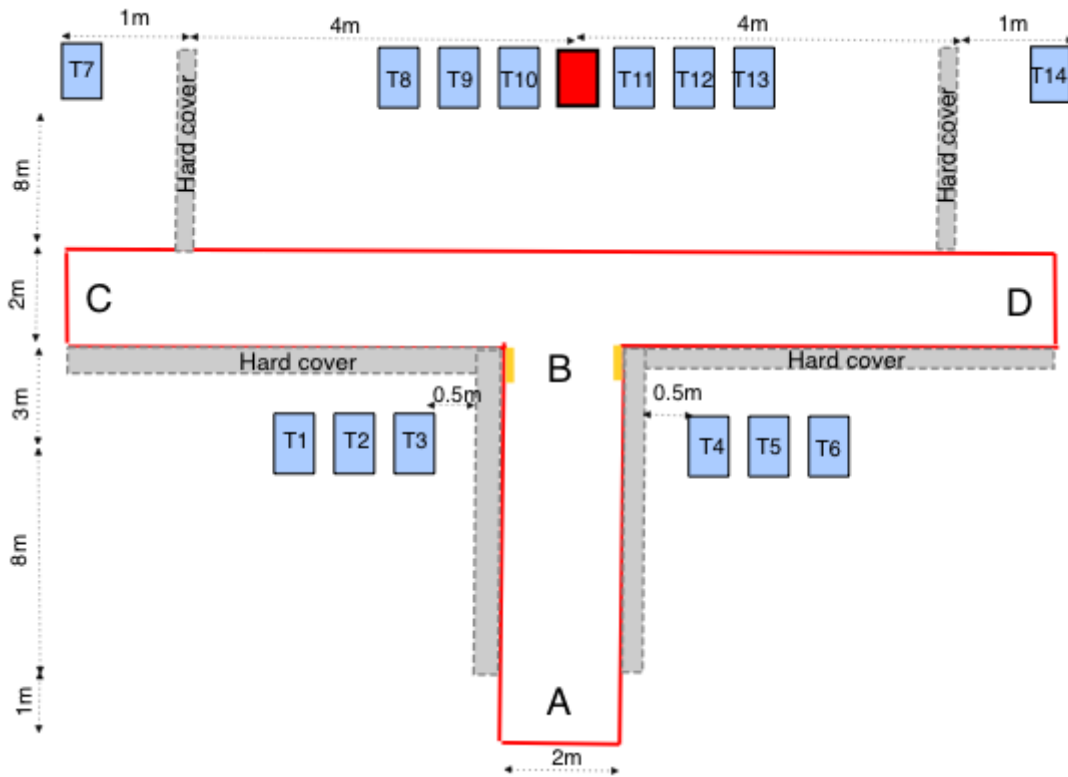
5.



CoF	Comstock - Medium	Points	70 p
Targets	14 plates, 1 no-shoot, Total 14 targets	Min rounds	14
Firearm	Shotgun	Match-%	9.79%

Procedure	Engage all targets after signal
Starting position	At A, with one foot touching yellow mark
Firearm ready condition	Loaded option 1
Start on	Audible signal
Stop on	Last shot
Penalties	As per current edition of rules
Safety angles	L/R
Setup notes	30cm between plates in an array

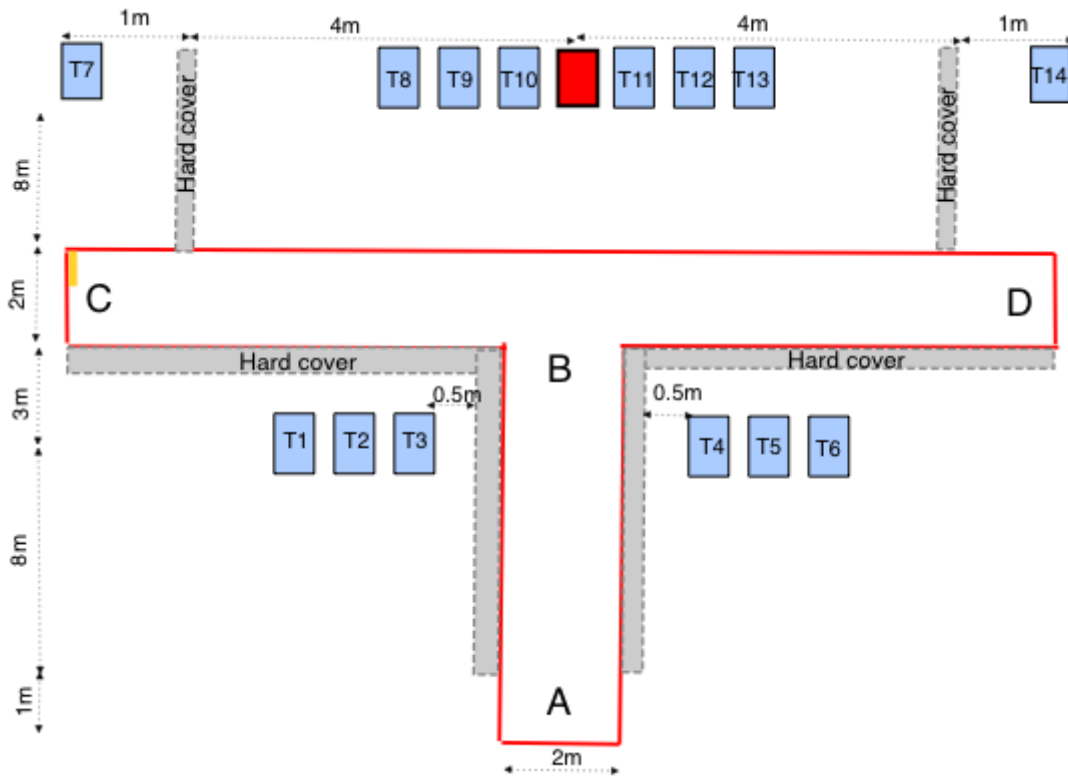
6.



CoF	Comstock - Medium	Points	70 p
Targets	14 plates, 1 no-shoot, Total 14 targets	Min rounds	14
Firearm	Shotgun	Match-%	9.79%

Procedure	Engage targets after signal
Starting position	At B, with one foot touching either yellow mark
Firearm ready condition	Loaded option 1
Start on	Audible signal
Stop on	Last shot
Penalties	As per current edition of rules
Safety angles	L/R
Setup notes	30cm between plates in an array

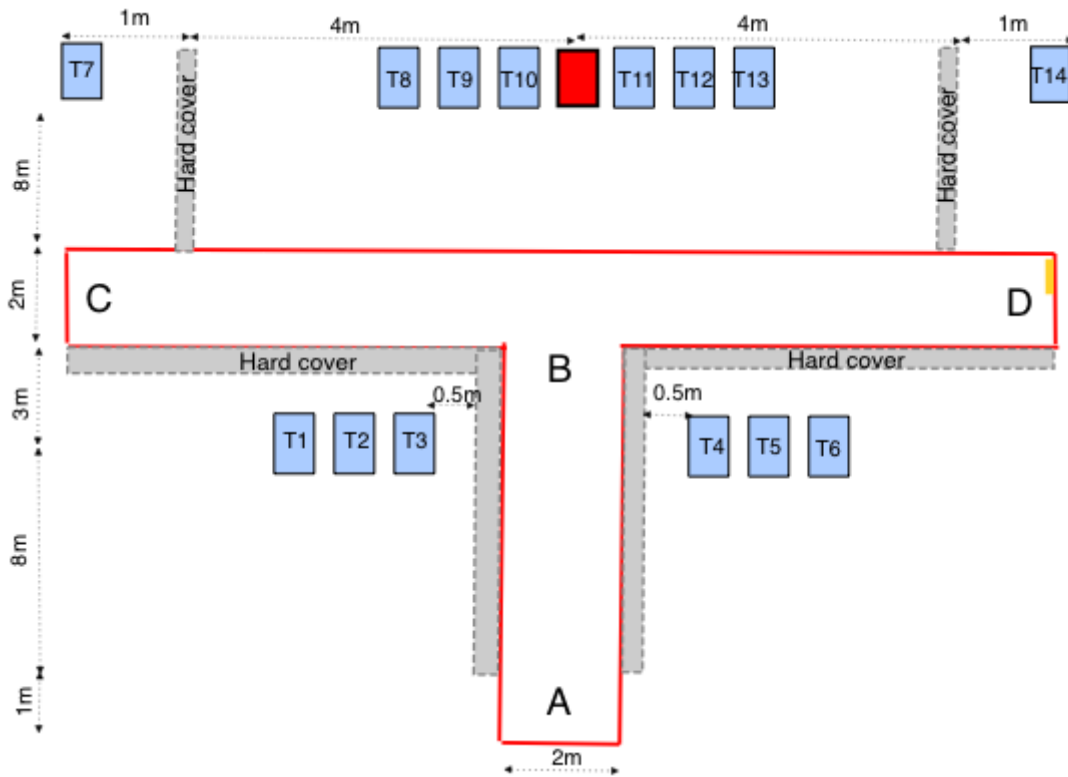
7.



CoF	Comstock - Medium	Points	70 p
Targets	14 plates, 1 no-shoot, Total 14 targets	Min rounds	14
Firearm	Shotgun	Match-%	9.79%

Procedure	Engage all targets after signal
Starting position	At C, with one foot touching yellow mark
Firearm ready condition	Loaded option 1,
Start on	Audible signal
Stop on	Last shot
Penalties	As per current edition of rules
Safety angles	L/R
Setup notes	30cm between plates in an array

8.

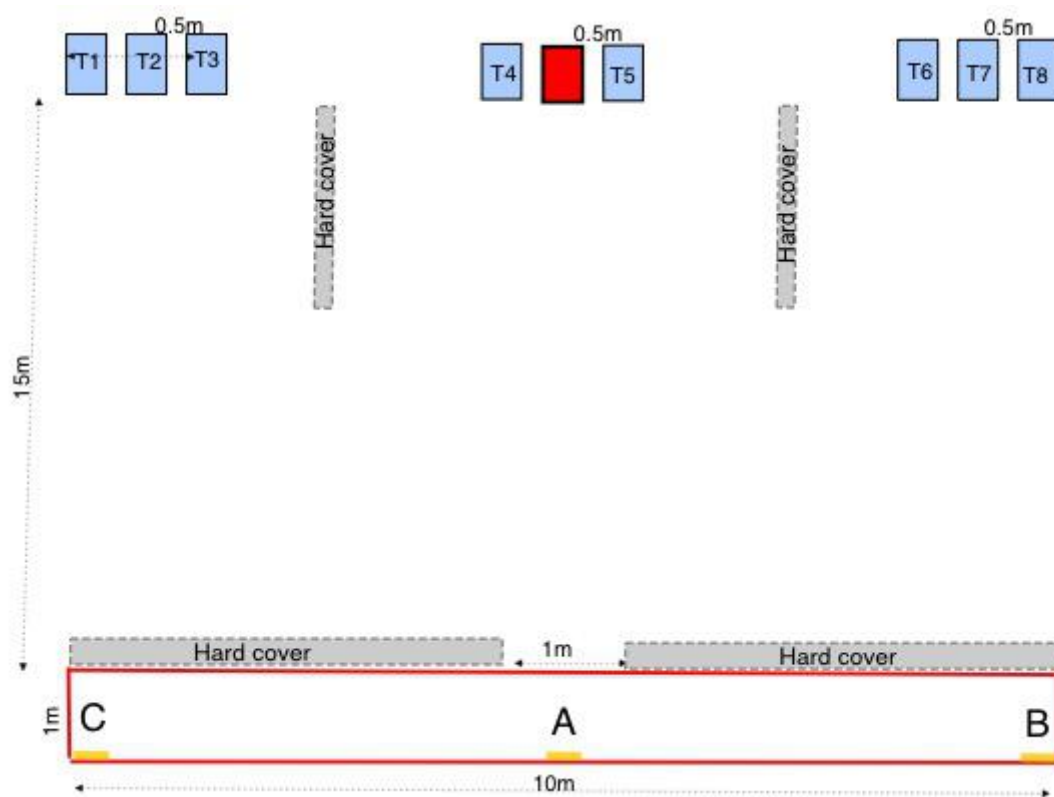


CoF	Comstock - Medium	Points	70 p
Targets	14 plates, 1 no-shoot, Total 14 targets	Min rounds	14
Firearm	Shotgun	Match-%	9.79%

Procedure	Engage all targets after signal
Starting position	At D, with one foot touching yellow mark
Firearm ready condition	Loaded option 1
Start on	Audible signal
Stop on	Last shot
Penalties	As per current edition of rules
Safety angles	L/R
Setup notes	30cm between plates in an array



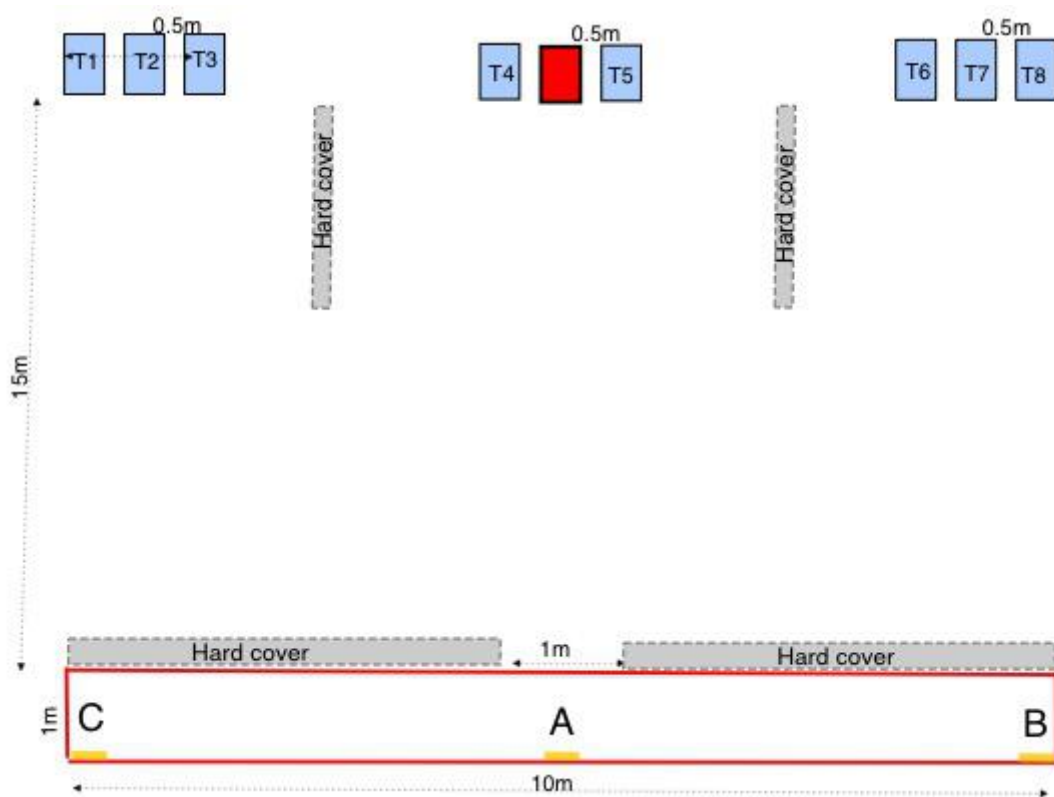
9.



CoF	Comstock - Short	Points	40 p
Targets	8 plates, 1 no-shoot, Total 8 targets	Min rounds	8
Firearm	Shotgun	Match-%	5.59%

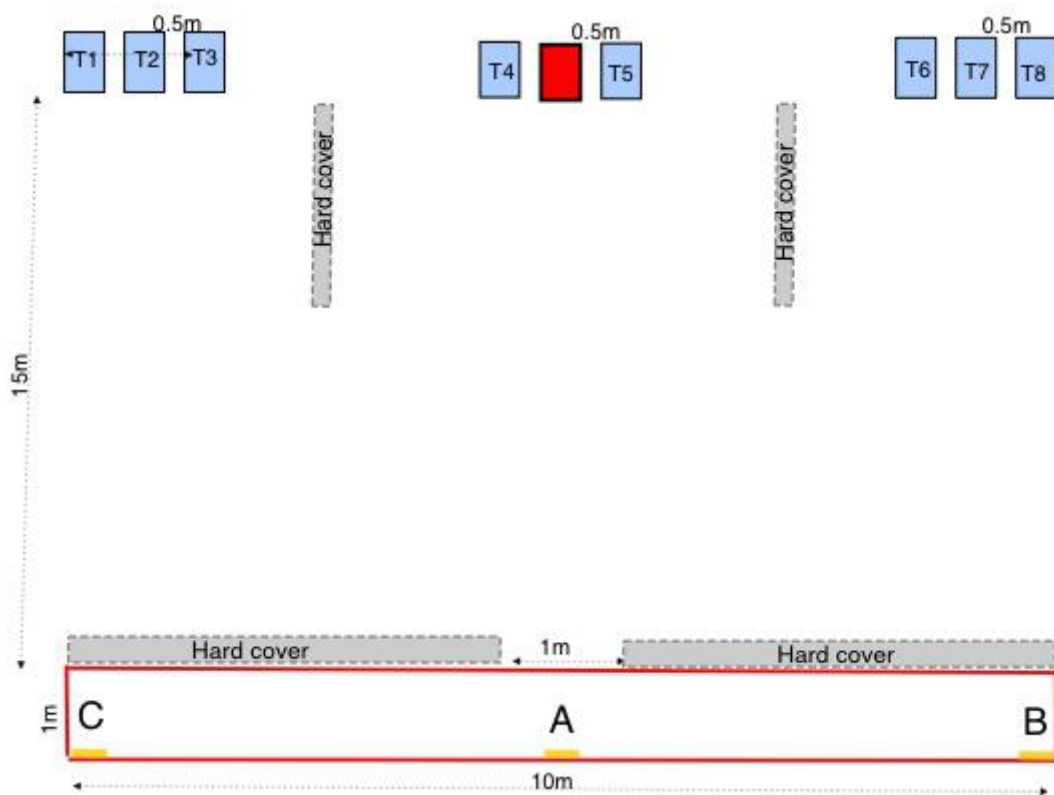
Procedure	After audible signal engage targets.
Starting position	Standing at A with one heel touching yellow line
Firearm ready condition	Loaded option 2
Start on	Audible signal
Stop on	Last shot
Penalties	As per current edition of rules
Safety angles	L/R
Setup notes	T1-3 only visible from C, T4-5 from A, T6-8 from B.

10.



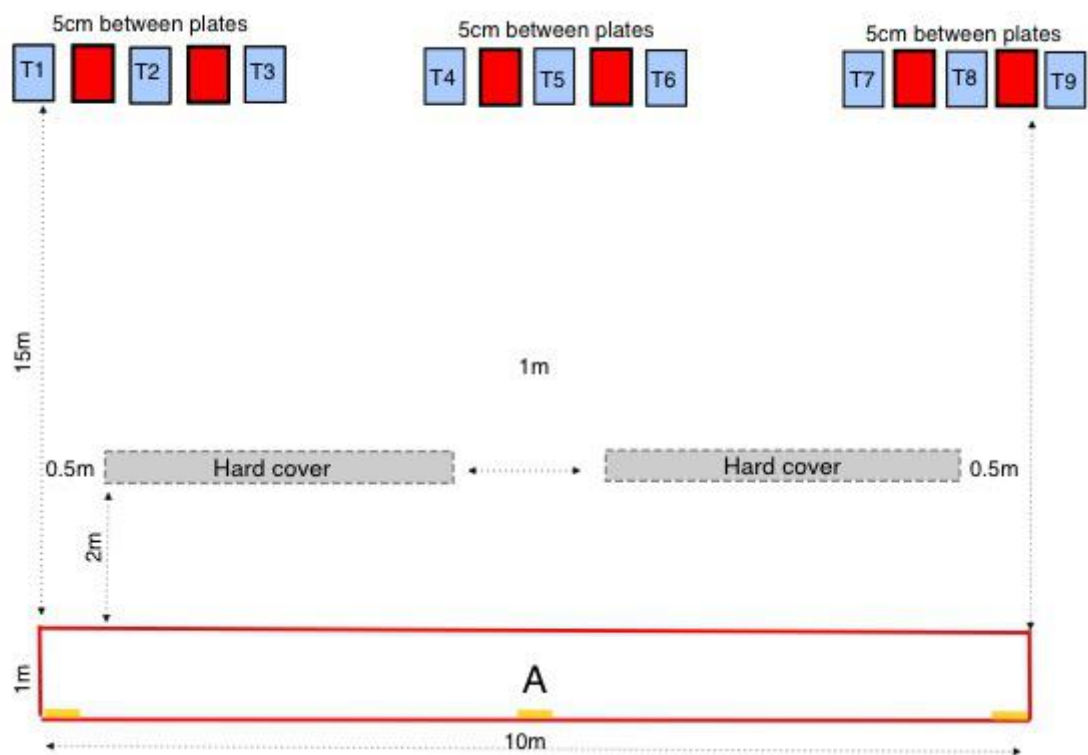
CoF	Comstock - Short	Points	40 p
Targets	8 plates, 1 no-shoot, Total 8 targets	Min rounds	8
Firearm	Shotgun	Match-%	5.59%
Procedure	After audible signal engage targets.		
Starting position	Standing at B with one heel touching the yellow line		
Firearm ready condition	Loaded option 1		
Start on	Audible signal		
Stop on	Last shot		
Penalties	As per current edition of rules		
Safety angles	L/R		
Setup notes	Same as previous		

11.



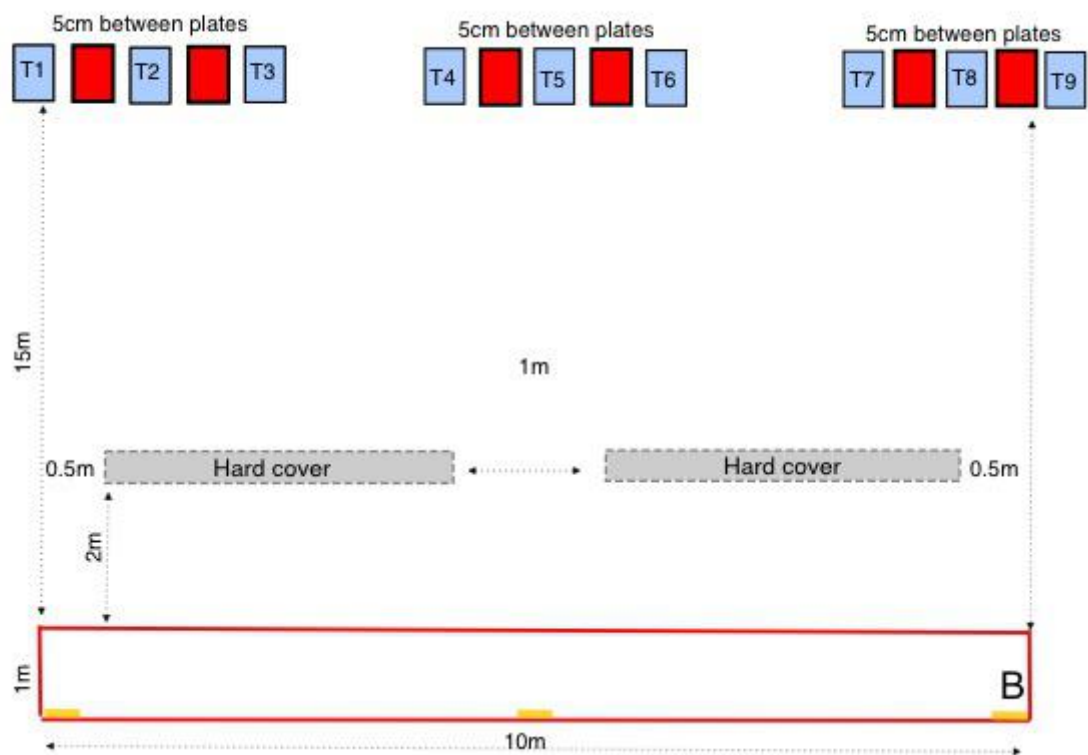
CoF	Comstock - Short	Points	40 p
Targets	8 plates, 1 no-shoot, Total 8 targets	Min rounds	8
Firearm	Shotgun	Match-%	5.59%
Procedure	After audible signal engage targets.		
Starting position	At C with one heel touching the yellow line		
Firearm ready condition	Unloaded option 3		
Start on	Audible signal		
Stop on	Last shot		
Penalties	As per current edition of rules		
Safety angles	L/R		
Setup notes	As previous		

12.



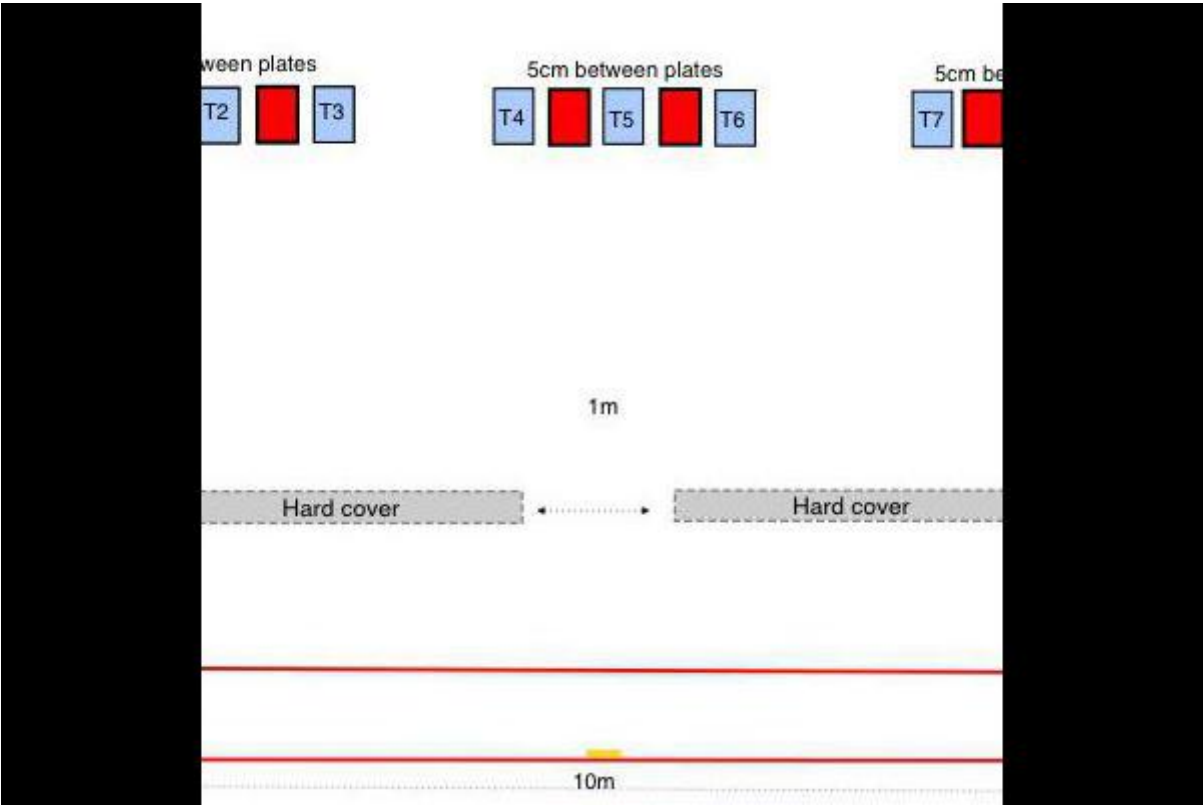
CoF	Comstock - Medium	Points	45 p
Targets	9 plates, 6 no-shoot, Total 9 targets	Min rounds	9
Firearm	Shotgun	Match-%	6.29%
Procedure	On Audible signal engage all targets		
Starting position	One foot touching yellow mark at A		
Firearm ready condition	Gun loaded option 1		
Start on	Audible signal		
Stop on	Last shot		
Penalties	As per current edition of rules		
Safety angles	L/R		
Setup notes	Place hard covers so only target 3 to 7 is visible from mid opening		

13.



CoF	Comstock - Medium	Points	45 p
Targets	9 plates, 6 no-shoot, Total 9 targets	Min rounds	9
Firearm	Shotgun	Match-%	6.29%
Procedure	On audible signal engage all targets		
Starting position	One foot touching yellow mark at B		
Firearm ready condition	Loaded option 1		
Start on	Audible signal		
Stop on	Last shot		
Penalties	As per current edition of rules		
Safety angles	L/R		
Setup notes	Place hard covers so only target 3 to 7 is visible from mid opening		

14.



CoF	Comstock - Medium	Points	45 p
Targets	9 plates, 6 no-shoot, Total 9 targets	Min rounds	9
Firearm	Shotgun	Match-%	6.29%

Procedure	after audible signal engage all targets
Starting position	One foot touching yellow mark at C
Firearm ready condition	Loaded option 1
Start on	Audible signal
Stop on	Last shot
Penalties	As per current edition of rules
Safety angles	L/R
Setup notes	Place hard covers so only target 3 to 7 is visible from mid opening