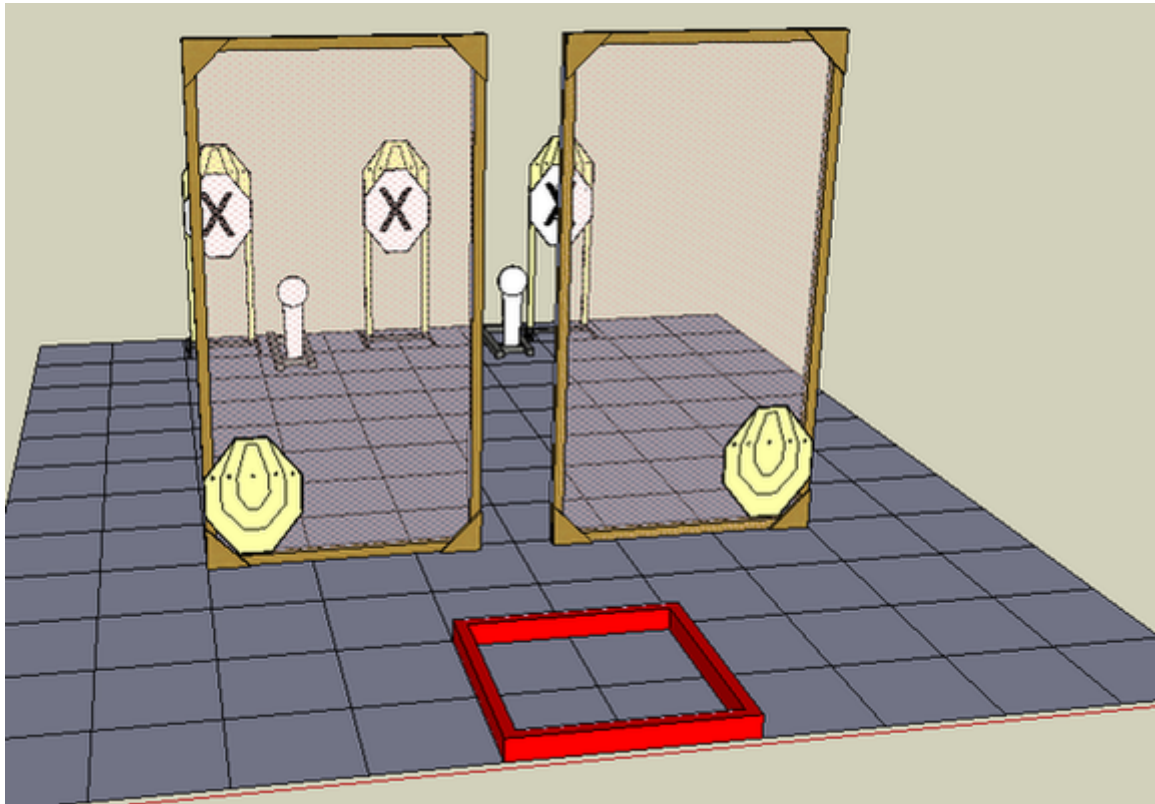


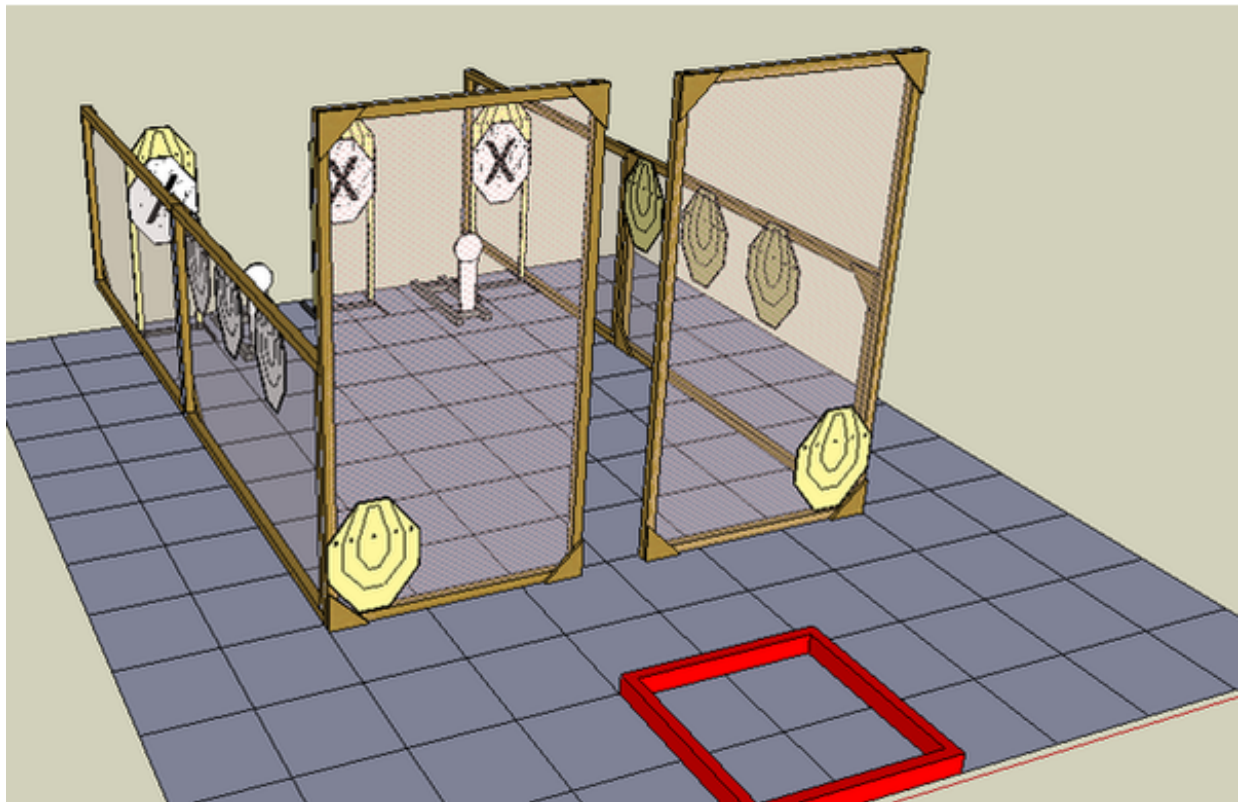
1. through the keyhole



CoF	Comstock - Short	Points	60 p
Targets	5 paper, 2 popper, 3 no-shoot, Total 7 targets	Min rounds	12
Firearm	Action Air	Match-%	4.49%

Procedure	On the audible signal, engage the targets on the front of the barricades from the designated shooting area. once both are engaged, shoot all remaining targets through the vertical aperture. Any shot fired at the front targets from outside the designated shooting area will receive 1 procedural penalty per shot fired
Starting position	Gun loaded & holstered, facing UP range in the designated shooting area
Firearm ready condition	
Start on	Audible signal
Stop on	Last shot
Penalties	As per current edition of rules
Safety angles	L/R
Setup notes	Grid based on half meter squares. gap between barricades is 150mm (15cm)

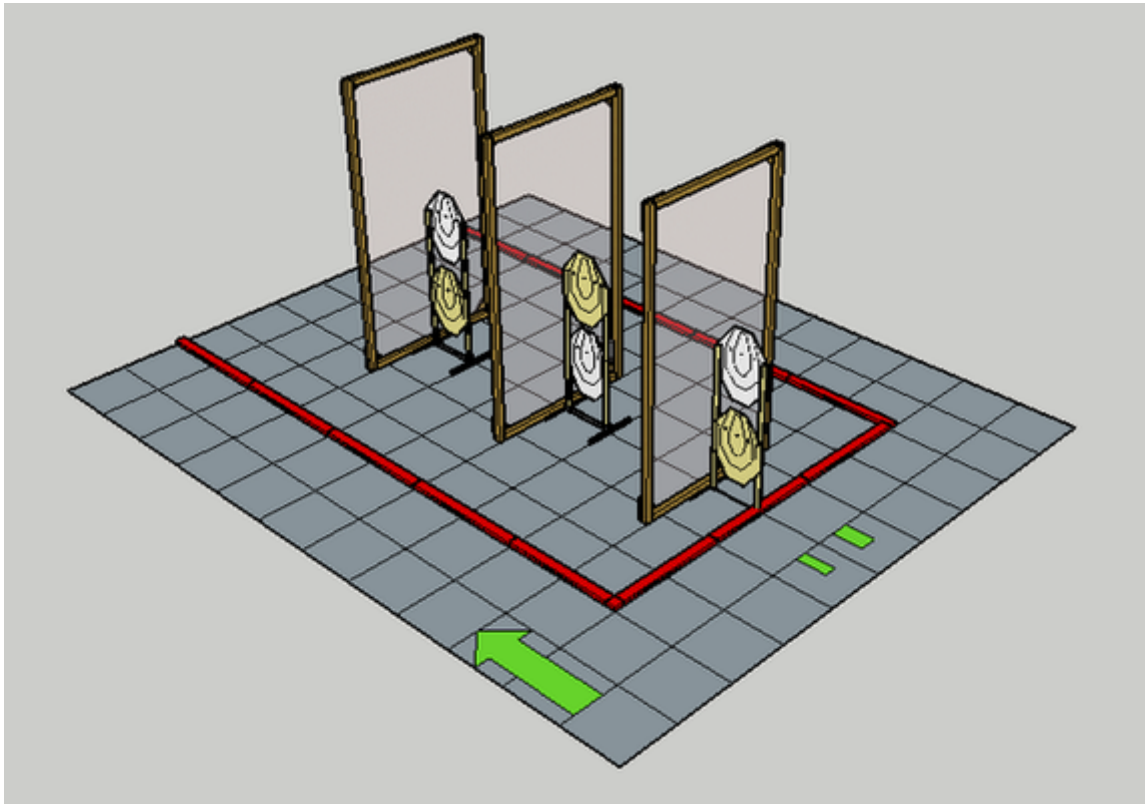
2. All around



CoF	Comstock - Medium	Points	110 p
Targets	11 paper, 3 no-shoot, Total 11 targets	Min rounds	22
Firearm	Action Air	Match-%	8.24%

Procedure	targets with n/s must be shot through the front aperture. Targets on the inside of the barricades must be shot over the opposite barricade. Side Barricades run to infinity
Starting position	Gun magazine inserted chamber empty. Start in designated shooting area facing down range
Firearm ready condition	magazine inserted, chamber empty
Start on	Audible signal
Stop on	Last shot
Penalties	As per current edition of rules
Safety angles	L/R
Setup notes	

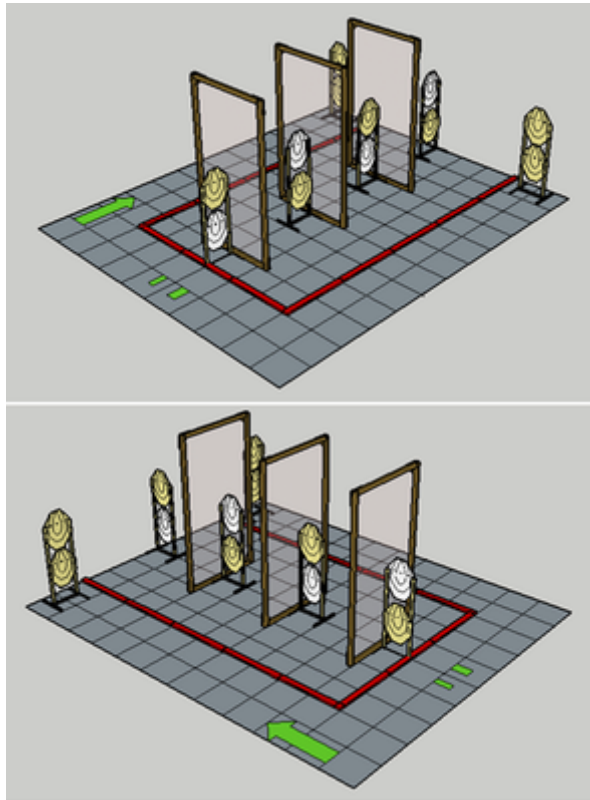
3. Opposite



CoF	Comstock - Short	Points	60 p
Targets	6 paper, Total 6 targets	Min rounds	12
Firearm	Action Air	Match-%	4.49%

Procedure	On audible signal, shoot targets freestyle. Only shots through the front of the target count. RO, pay attention to which side targets are being shot from.
Starting position	feet covering marks facing down range
Firearm ready condition	completely unloaded and holstered
Start on	Audible signal
Stop on	Last shot
Penalties	As per current edition of rules
Safety angles	L/R
Setup notes	


4. Running, lots of Running



CoF	Comstock - Medium	Points	120 p
Targets	12 paper, Total 12 targets	Min rounds	24
Firearm	Action Air	Match-%	8.99%

Procedure	On audible signal, shoot the targets freestyle, only shots through tehfront of the target count for score. the back of the target is not a no/shoot
Starting position	Facing down range, feet on marks
Firearm ready condition	Ready condition
Start on	Audible signal
Stop on	Last shot
Penalties	As per current edition of rules
Safety angles	L/R
Setup notes	

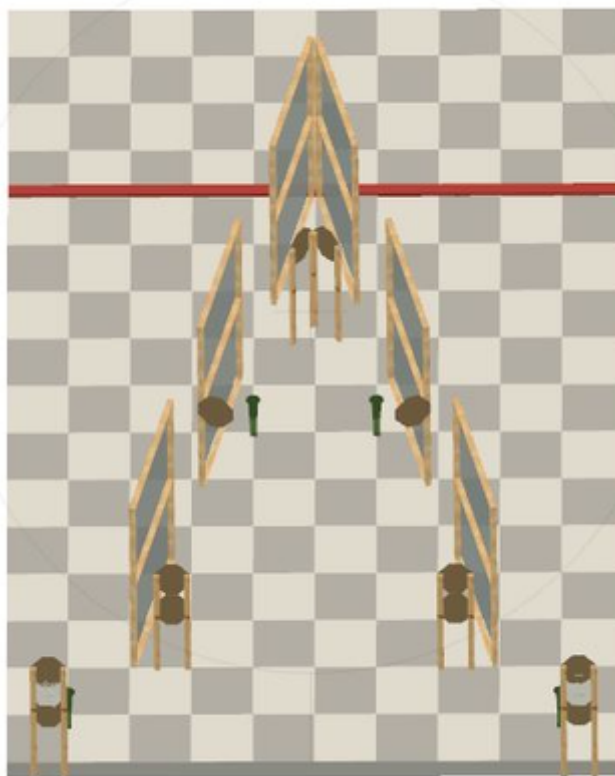
5. Point to Point



CoF	Comstock - Short	Points	50 p
Targets	4 paper, 2 popper, Total 6 targets	Min rounds	10
Firearm	Action Air	Match-%	3.75%

Procedure	On the audible signal, engage the papers on one side of the barricades with maximum of 1 round on each, move to the other side of the barricades and engage the papers with maximum 1 round on each. Return to the first side and engage papers with minimum 1 round on each, again move to the opposite side and engage the papers with minimum 1 round on each. The poppers can be shot at any point. Between your first and last shot you must carry out a compulsory magazine change. All shots must be taken from down range side of charge line, barricades are deemed to be solid and run to infinity		
Starting position	Gun loaded & holstered, start on either side anywhere down range of the charge line		
Firearm ready condition			
Start on	Audible signal		
Stop on	Last shot		
Penalties	As per current edition of rules		
Safety angles	L/R		
Setup notes	The grid is based on 1/2 meter squares. The barricades are 1.2 meters wide, top of targets 1.4m		

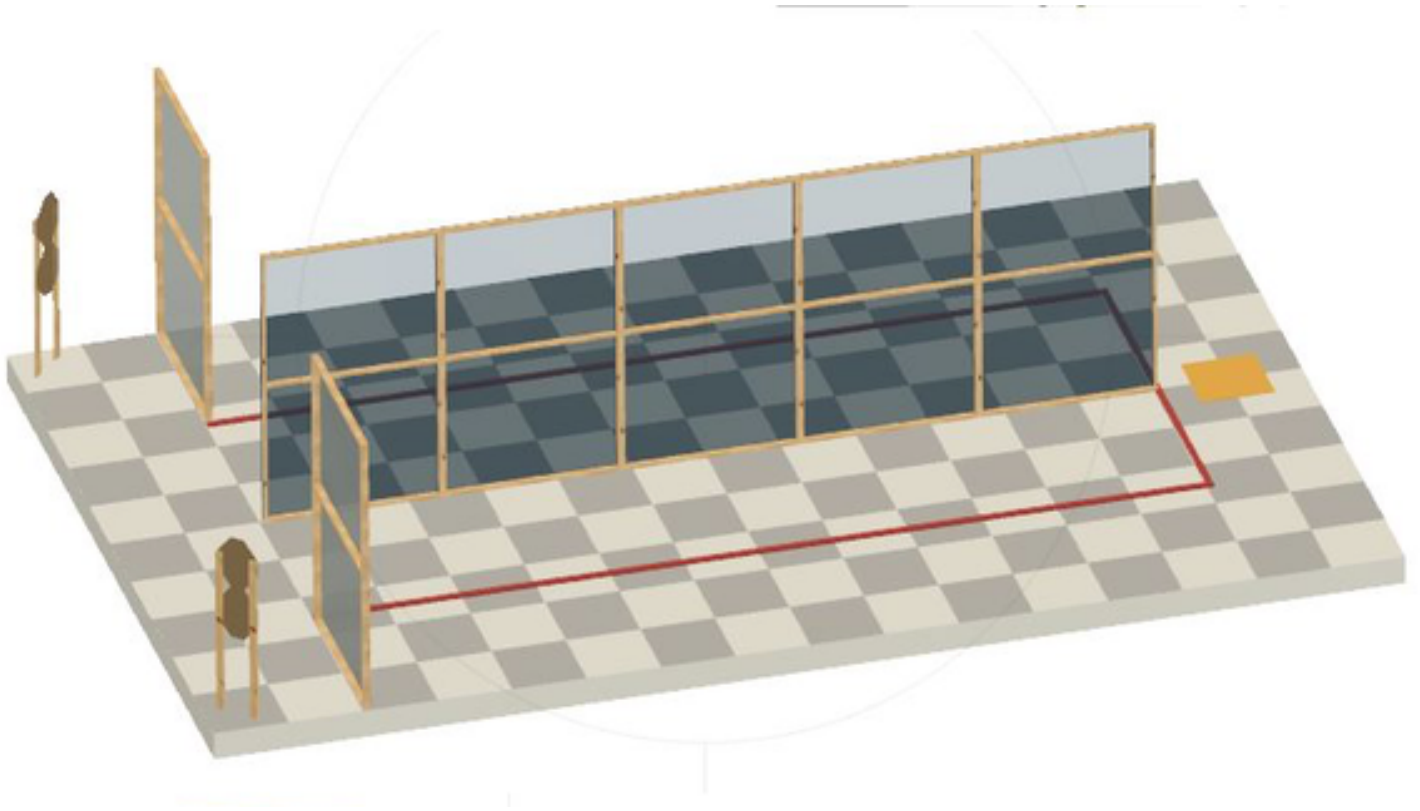
6. Arrow Tip



CoF	Comstock - Long	Points	140 p
Targets	12 paper, 4 popper, 2 no-shoot, Total 16 targets	Min rounds	28
Firearm	Action Air	Match-%	10.49%

Procedure	on the audible signal, engage the targets freestyle from behind the charge line.
Starting position	Standing in the middle of the barricades, toes touching charge line
Firearm ready condition	ready condition
Start on	Audible signal
Stop on	Last shot
Penalties	As per current edition of rules
Safety angles	L/R
Setup notes	Add targets to stage 5 to set up. Please pay attention to position of barricades, 3x 1.2m evenly spaced on 5 m gap. Middle targets are stapled to back of barricade. Image is from rear of stage to show target position

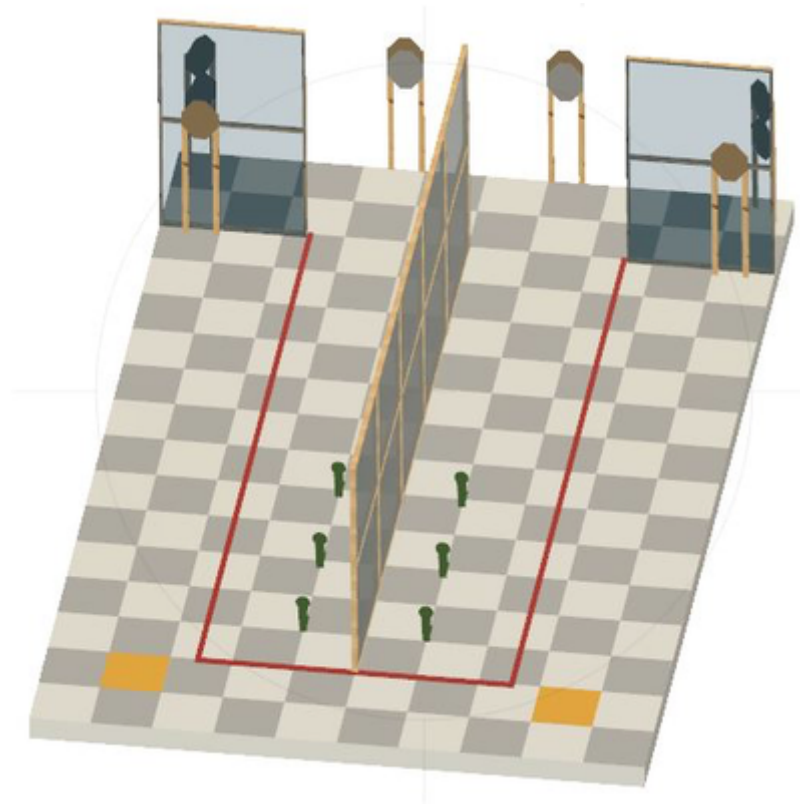
7. Around And Around



CoF	Comstock - Short	Points	40 p
Targets	4 paper, Total 4 targets	Min rounds	8
Firearm	Action Air	Match-%	3.00%

Procedure	On Audible signal engage targets. The targets on the left of the stage have to be shot from the right, the targets on the right have to be shot from the left. You cannot lean around the barricade to shoot targets, you must shoot from both sides.
Starting position	Standing on yellow box, facing up range, hands on head, fingers interlocked
Firearm ready condition	Magazine inserted, chamber empty
Start on	Audible signal
Stop on	Last shot
Penalties	As per current edition of rules
Safety angles	L/R
Setup notes	Grid based on half meter squares

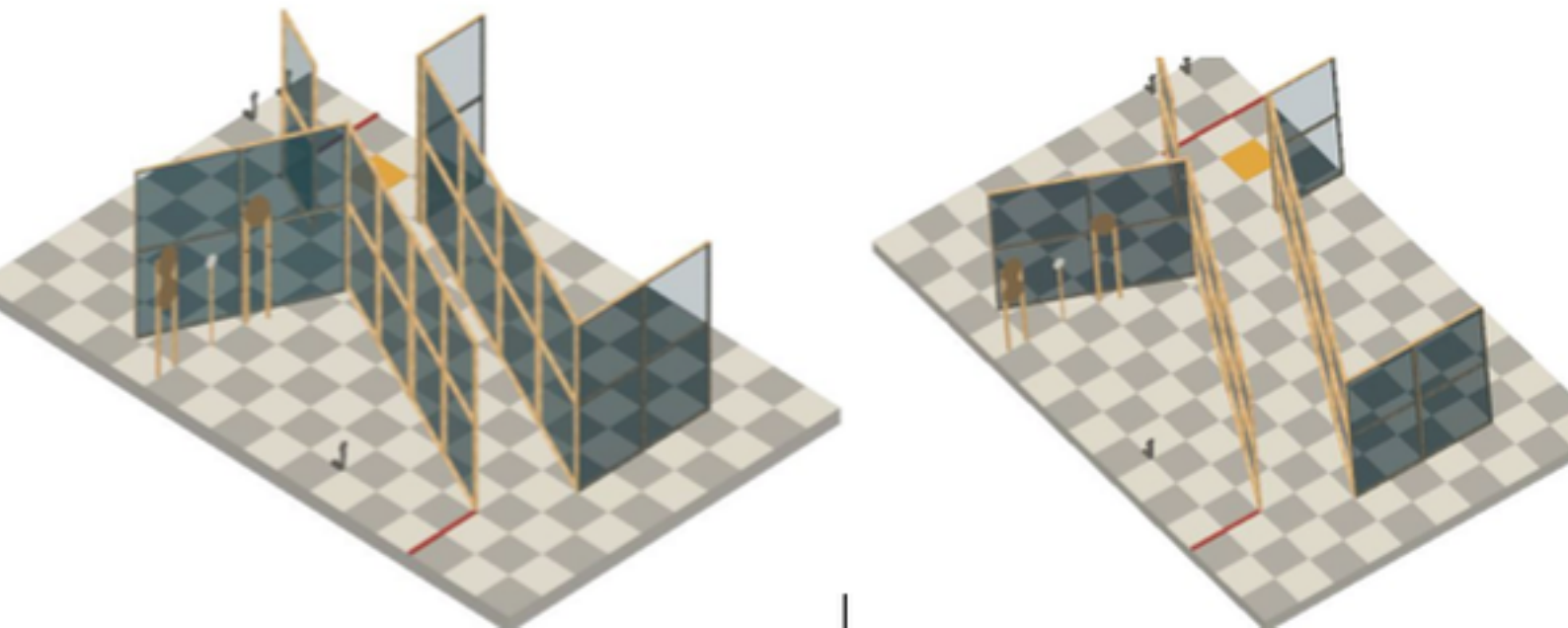
8. Line them up



CoF	Comstock - Medium	Points	110 p
Targets	8 paper, 6 popper, 2 no-shoot, Total 14 targets	Min rounds	22
Firearm	Action Air	Match-%	8.24%

Procedure	Engage the targets freestyle
Starting position	Start on either yellow square
Firearm ready condition	Ready condition
Start on	Audible signal
Stop on	Last shot
Penalties	As per current edition of rules
Safety angles	L/R
Setup notes	Add targets to stage 7 to set up. Targets in front of barricades need to be backed t prevent shoot throughs

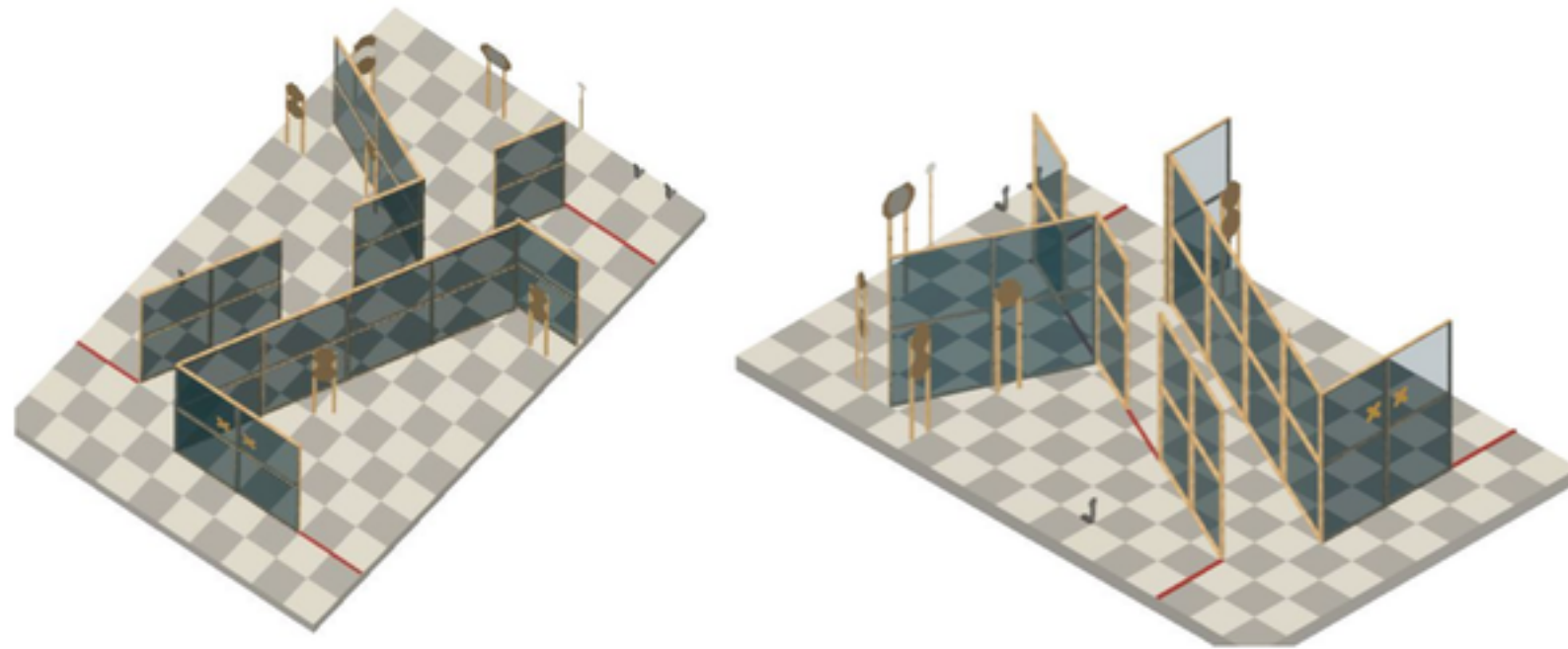
9. Backing up



CoF	Comstock - Short	Points	45 p
Targets	3 paper, 3 popper, Total 6 targets	Min rounds	9
Firearm	Action Air	Match-%	3.37%

Procedure	Start standing in the yellow box, facing down range, On the audible signal, shoot targets freestyle. Your last shot must be on the stop plate. Failure to shoot the stop plate with your last shot will mean zero stage. if you do not have a stop plate timer, and are using a shot timer, you still must hit the stop plate with your last shot
Starting position	Gun magazine inserted chamber empty. Start in designated shooting area facing down range
Firearm ready condition	magazine inserted, chamber empty, action closed
Start on	Audible signal
Stop on	Stop Plate
Penalties	As per current edition of rules
Safety angles	L/R
Setup notes	Grid based on half meter squares. If you do not have a stop plate, time with shot timer but include a 150mm round plate to stop on. The stop plate is not for score.

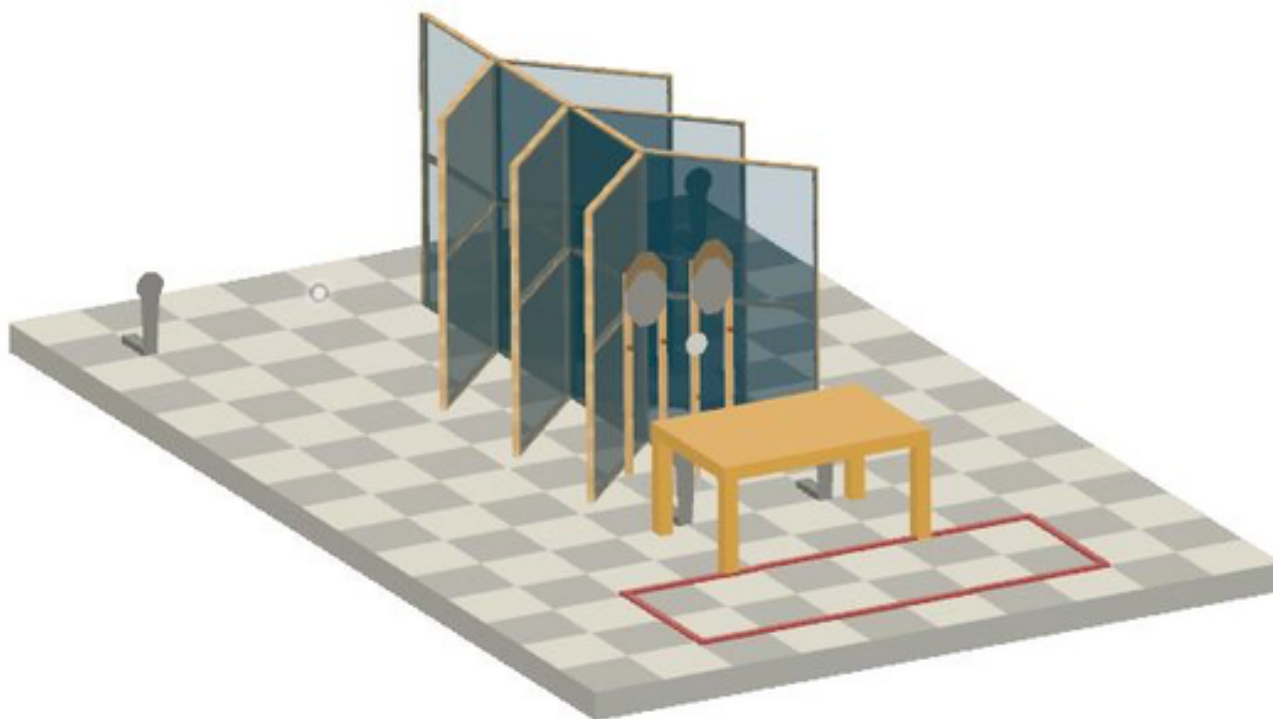
10. targets everywhere



CoF	Comstock - Long	Points	125 p
Targets	11 paper, 3 popper, 1 no-shoot, Total 14 targets	Min rounds	25
Firearm	Action Air	Match-%	9.36%

Procedure	Start standing erect, facing the marks on the barricade with hands Flat on the marks at shoulder height. On the audible signal, shoot the targets freestyle. The stop plate must be shot with your last shot.		
Starting position	Gun loaded & holstered		
Firearm ready condition	Ready condition		
Start on	Audible signal		
Stop on	Stop Plate		
Penalties	As per current edition of rules		
Safety angles	L/R		
Setup notes	Add targets to stage 9. As previously the last shot must be on the stop plate. the stop plate is not a scoring target		

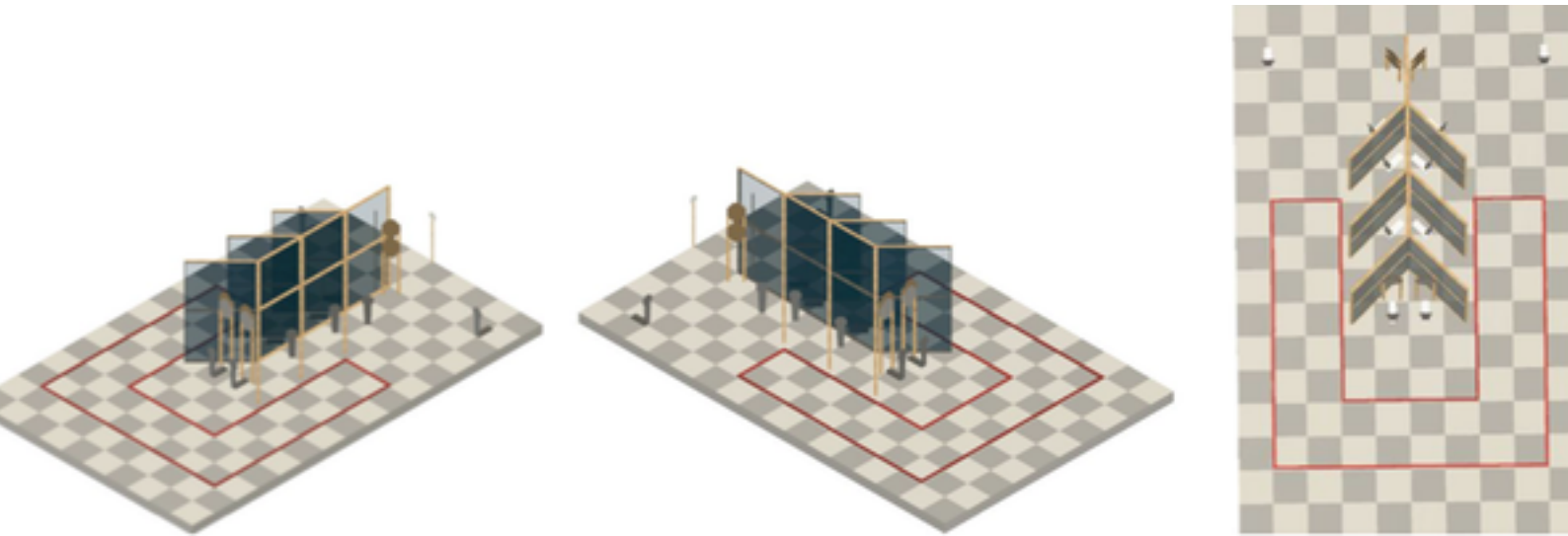
11. Over and Under



CoF	Comstock - Short	Points	40 p
Targets	2 paper, 4 popper, 2 no-shoot, Total 6 targets	Min rounds	8
Firearm	Action Air	Match-%	3.00%

Procedure	Start facing up range, on audible signal shoot all targets from within the designated shooting area, last shot must be on the stop plate.
Starting position	Facing up range, standing behind table with back of legs touching table. hands by your sides
Firearm ready condition	Gun loaded placed in middle of table with barrel pointing directly down range.
Start on	Audible signal
Stop on	Stop Plate
Penalties	As per current edition of rules
Safety angles	L/R
Setup notes	Grid based on half meter squares. Table must be no higher than 1 meter

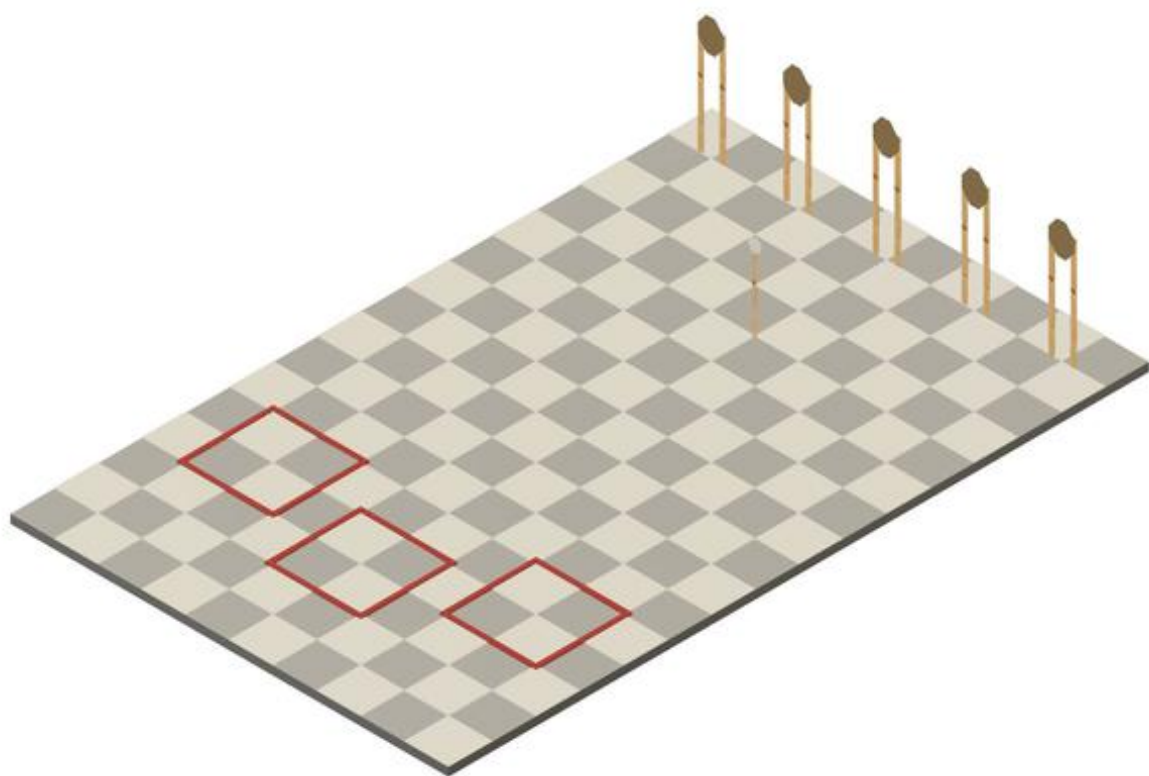
12. Arrow



CoF	Comstock - Medium	Points	110 p
Targets	6 paper, 10 popper, 2 no-shoot, Total 16 targets	Min rounds	22
Firearm	Action Air	Match-%	8.24%

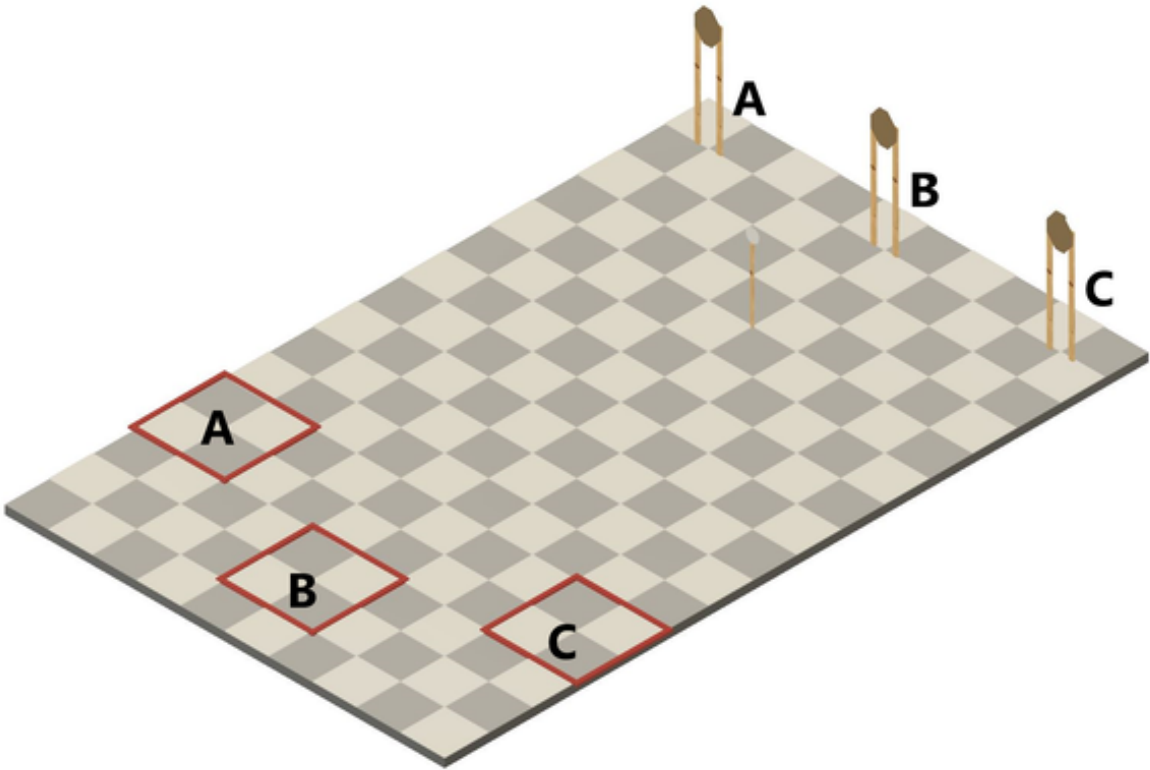
Procedure	Start anywhere in the designated shooting area facing down range. On the audible signal, engage the targets freestyle. Your last shot must hit the stop plate. The stop plate is not for score
Starting position	Gun loaded & holstered, Start anywhere in the designated shooting area facing down range
Firearm ready condition	
Start on	Audible signal
Stop on	stop plate
Penalties	As per current edition of rules
Safety angles	L/R
Setup notes	Add targets to stage 11

13. 5 In a Line



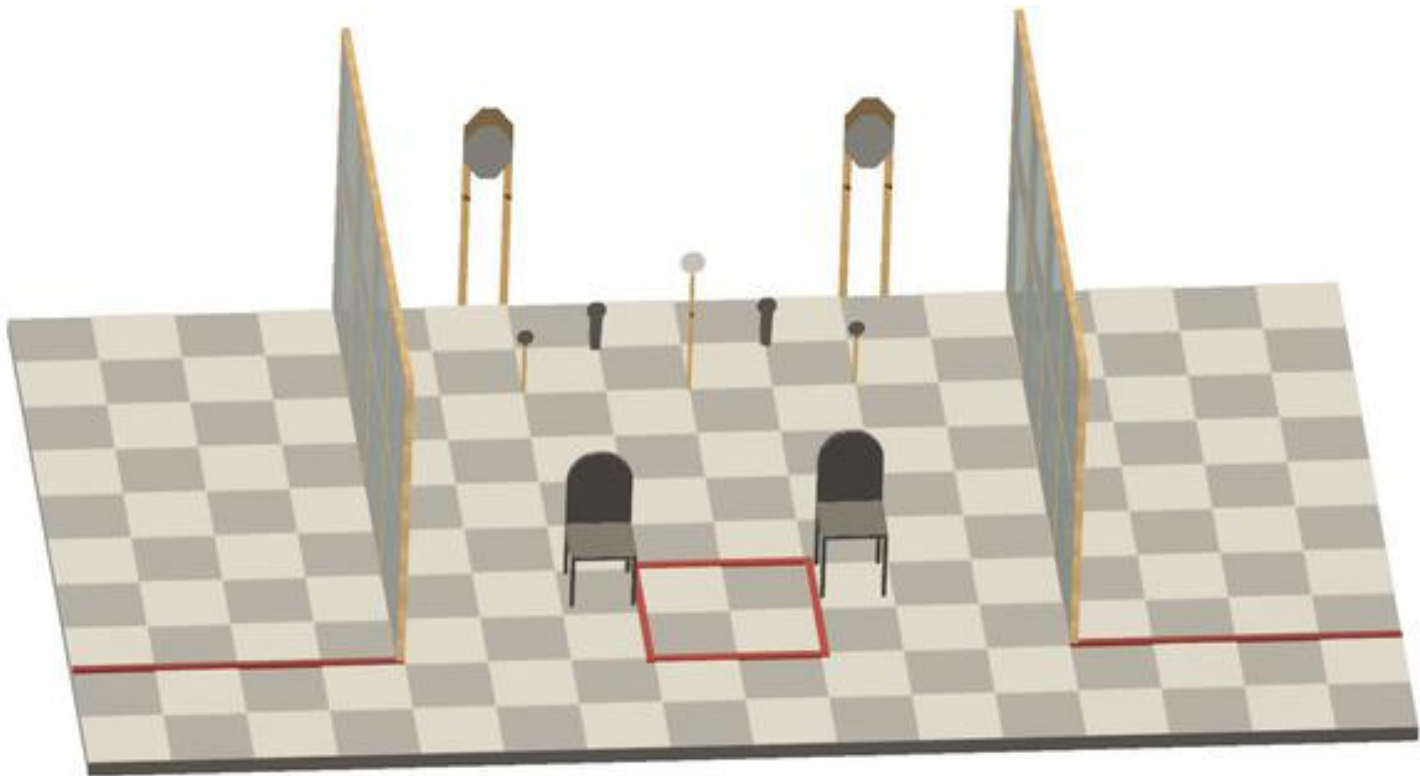
CoF	Comstock - Medium	Points	75 p
Targets	5 paper, Total 5 targets	Min rounds	15
Firearm	Action Air	Match-%	5.62%
Procedure	Start in any box. Shoot all targets with a maximum of one round freestyle. Move to another box and engage targets with a maximum of one round Strong Hand Only. Move to last box and engage all targets with a minimum of one round.		
Starting position	Gun loaded & holstered		
Firearm ready condition			
Start on	Audible signal		
Stop on	Last shot - Stop Plate		
Penalties	As per current edition of rules		
Safety angles	L/R		
Setup notes	Dimesnnsions of each box 1m x 1m, set up on 0.5m x 0.5m grid.		

14. The 3 Musketeers



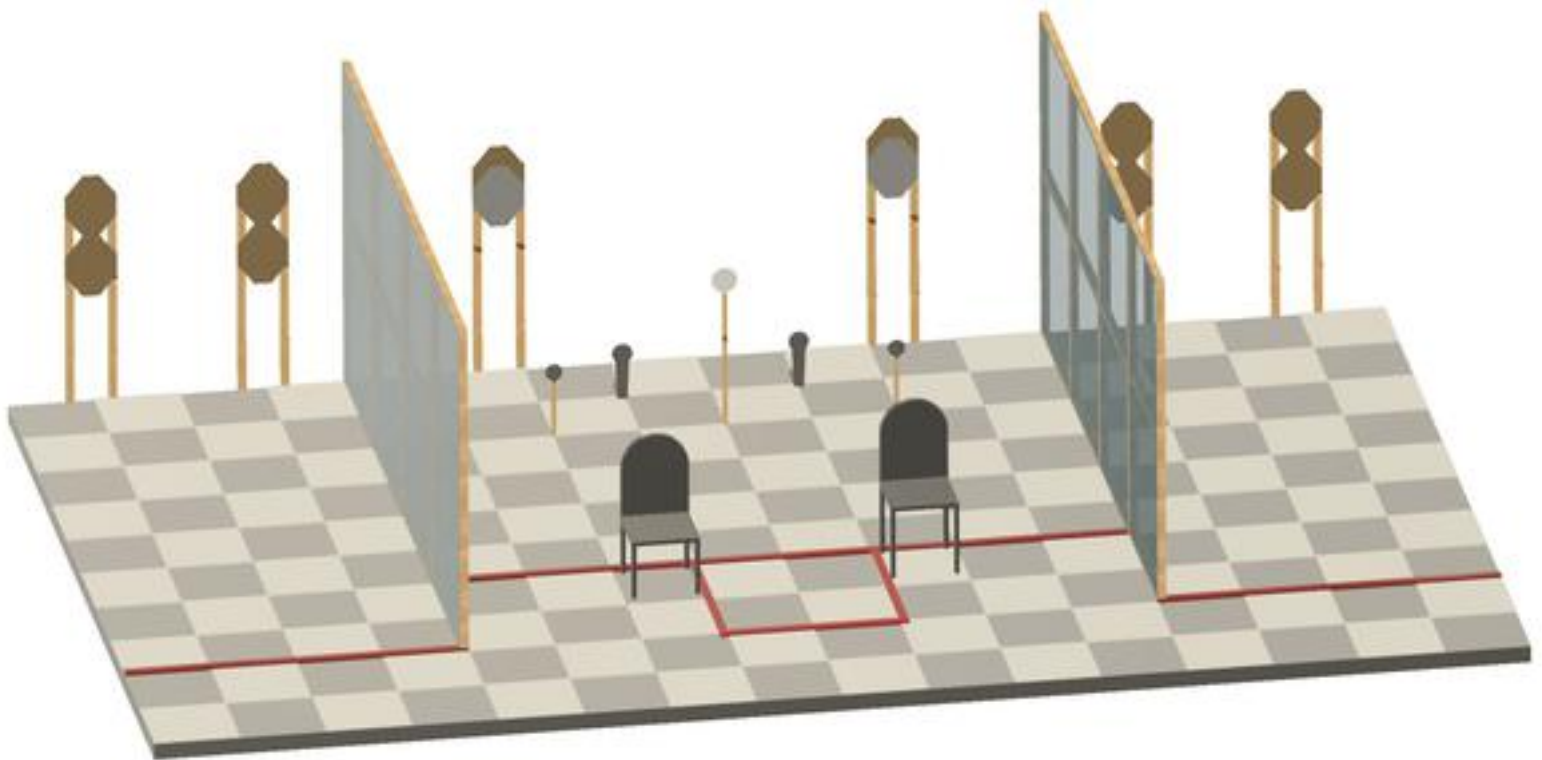
CoF	Comstock - Medium	Points	90 p
Targets	3 paper, Total 3 targets	Min rounds	18
Firearm	Action Air	Match-%	6.74%
Procedure	Start at either box A or box C, Shoot corresponding target with a minimum of 6 rounds. Move to box B, Shoot corresponding target with a minimum of 6 rounds. Move the last unused box, Shoot corresponding target with a minimum of 6 rounds. Between each box there is a compulsory magazine change.		
Starting position	Gun loaded & holstered		
Firearm ready condition			
Start on	Audible signal		
Stop on	Last shot - Stop Plate		
Penalties	As per current edition of rules		
Safety angles	L/R		
Setup notes	Dimensions of each box 1m x 1m, Set up on 0.5m x 0.5m grid.		

15. Pick and Pew



CoF	Comstock - Short	Points	40 p
Targets	2 paper, 2 popper, 2 plates, 2 no-shoot, Total 6 targets	Min rounds	8
Firearm	Action Air	Match-%	3.00%
Procedure	On audible start signal engage all targets freestyle from within the box.		
Starting position	Standing relaxed in the box facing downrange		
Firearm ready condition	Gun is unloaded on one chair and all magazines for the course of fire are placed on the other		
Start on	Audible signal		
Stop on	Last shot - Stop Plate		
Penalties	As per current edition of rules		
Safety angles	L/R		
Setup notes	Box dimensions 1m x 1m, Set up on 0.5m x 0.5m grid.		

16. But I like them on my belt!



CoF	Comstock - Medium	Points	120 p
Targets	10 paper, 2 popper, 2 plates, Total 14 targets	Min rounds	24
Firearm	Action Air	Match-%	8.99%

Procedure	On the audible start signal engage all targets freestyle as they become visible from within the clearly demarcated shooting area. There is a compulsory magazine change between first and last shot.
Starting position	Start standing in the box facing downrange
Firearm ready condition	Gun is placed on one chair, magazine inserted chamber empty. All magazines for the course of fire ar
Start on	Audible signal
Stop on	Last shot - Stop Plate
Penalties	As per current edition of rules
Safety angles	L/R
Setup notes	Start Box dimensions 1m x 1m, set up on 0.5m x 0.5m grid.