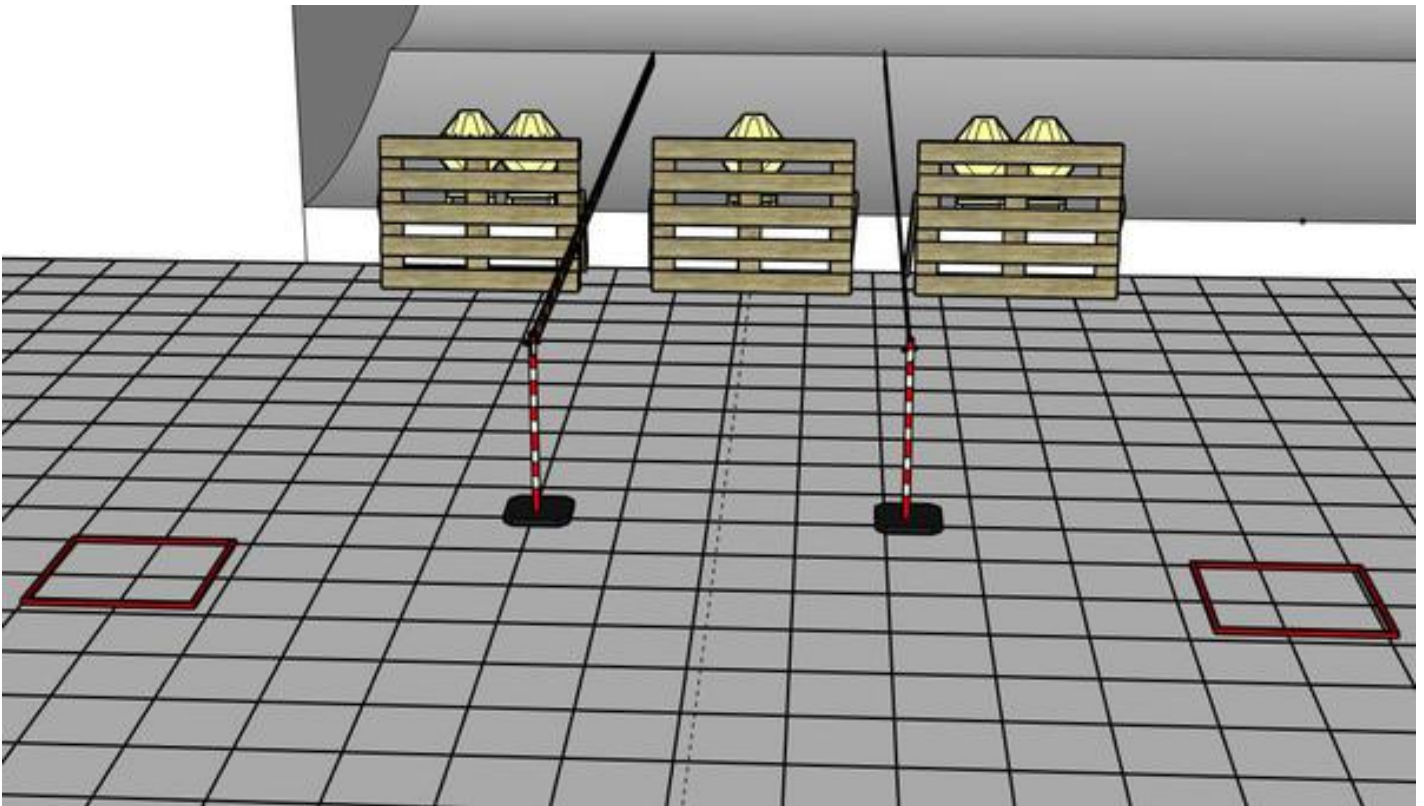


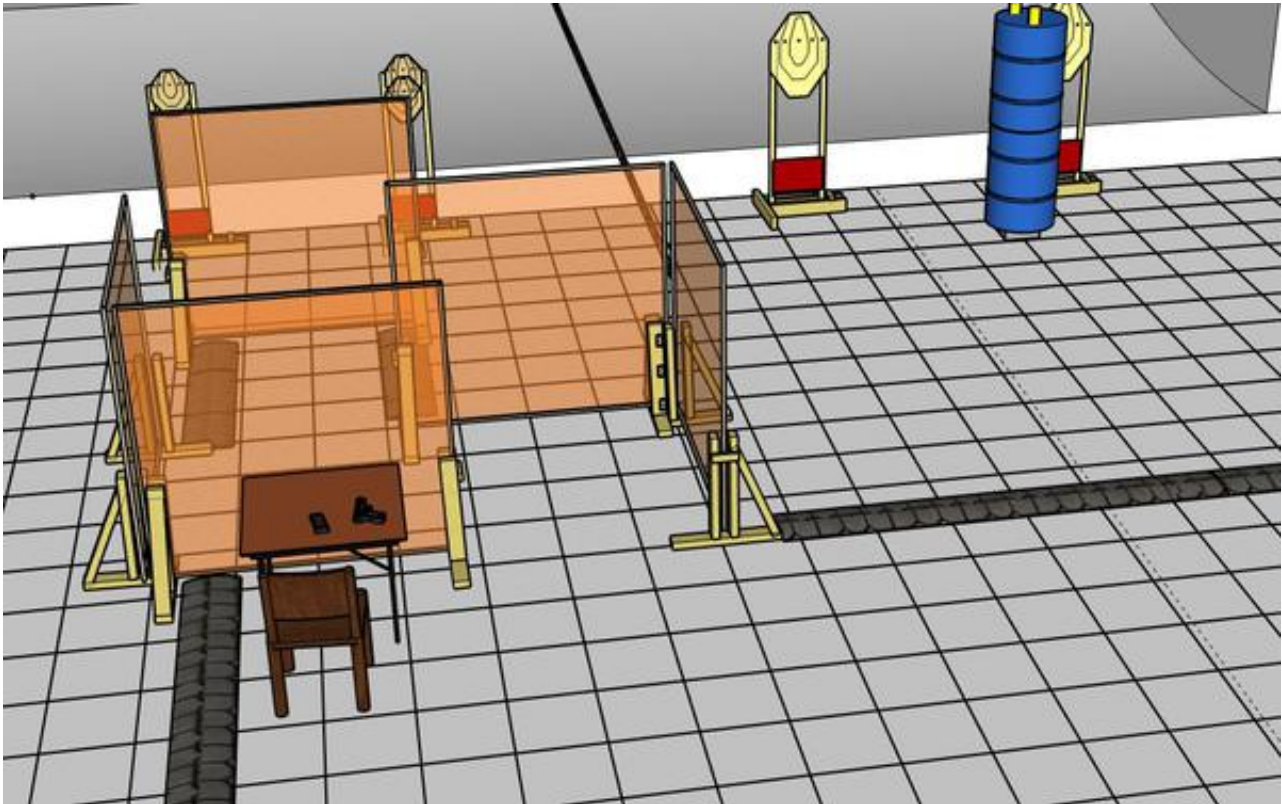
1. Three pallets



CoF	Comstock - Short	Points	50 p
Targets	5 paper, Total 5 targets	Min rounds	10
Firearm	Handgun	Match-%	25.00%

Procedure	On signal, engage all targets when they become visible. Red/white tape=walls extending up/Down to infinity.
Starting position	Gun loaded, start i box A og box B
Firearm ready condition	Gun loaded and held in 45 degrees angle
Start on	Audible signal
Stop on	Last shot
Penalties	As per current edition of rules
Safety angles	Left: End of building, Right 90 degrees. Up: Top of berm.
Setup notes	


2. ZigZac



CoF	Comstock - Short	Points	50 p
Targets	5 paper, Total 5 targets	Min rounds	10
Firearm	Handgun	Match-%	25.00%

Procedure	On signal, engage all targets as they become visible within the demarcated area. Tiretreads on ground=faultlines. red/white tape=walls extending up/Down to infinity
Starting position	Sitting relaxed on chair
Firearm ready condition	Firearm empty, closed action. All magazines to be used must be placed on table.
Start on	Audible signal
Stop on	Last shot
Penalties	As per current edition of rules
Safety angles	Left=End of building. Right=90 degrees. Up=Top of berm.
Setup notes	

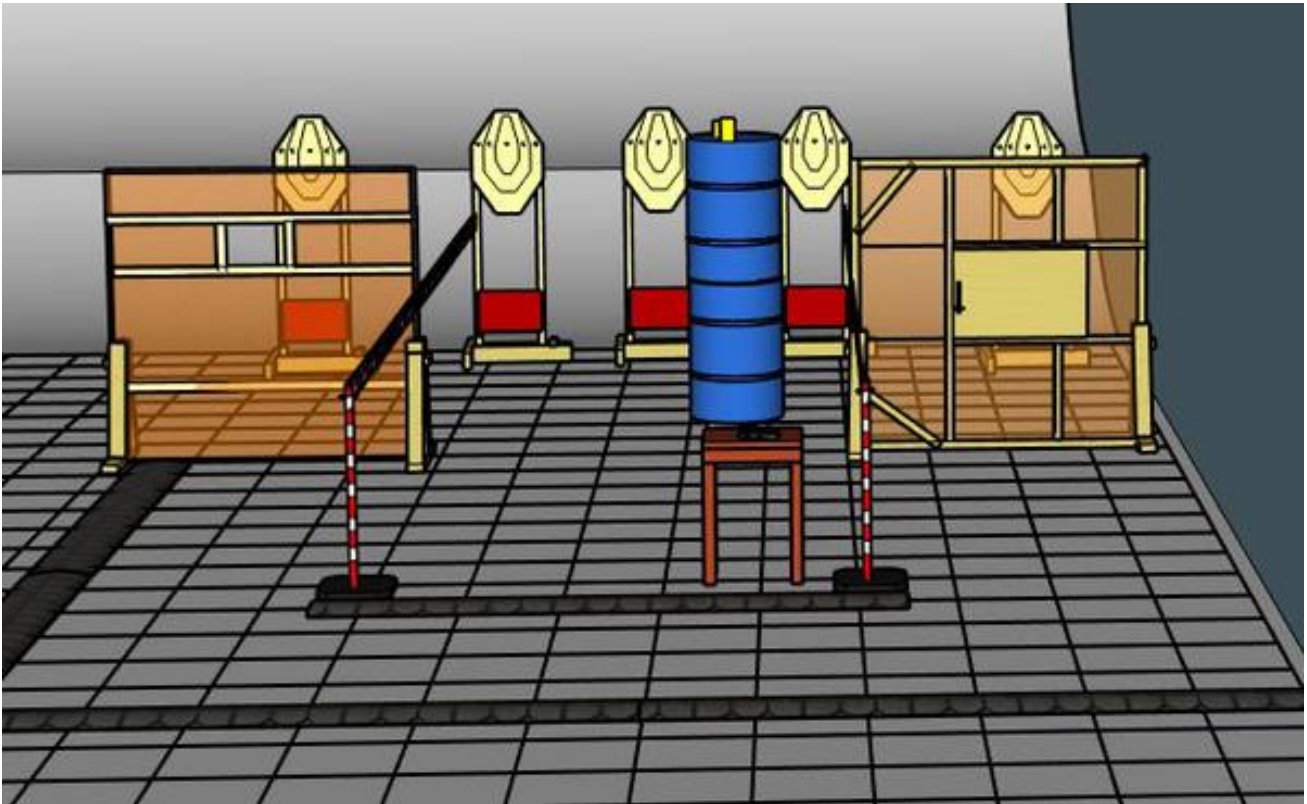
3. Barrel run



CoF	Comstock - Short	Points	50 p
Targets	5 paper, Total 5 targets	Min rounds	10
Firearm	Handgun	Match-%	25.00%

Procedure	On signal, engage all targets as they become visible within the demarcated area. Tiretreads on ground=faultlines.
Starting position	Gun loaded, held in 45 degrees angle. Heels touching mark.
Firearm ready condition	Firearm loaded.
Start on	Audible signal
Stop on	Last shot
Penalties	As per current edition of rules
Safety angles	L/R= 90 degrees. UP=top of berm.
Setup notes	

4. Hatch or window first?



CoF	Comstock - Short	Points	50 p
Targets	5 paper, Total 5 targets	Min rounds	10
Firearm	Handgun	Match-%	25.00%

Procedure	On signal, engage all targets as they become visible within the demarcated area. Tiretreads on ground=faultlines. Red/white tape=walls extending up/Down to infinity.		
Starting position	Heels touching mark on tiretread.		
Firearm ready condition	Gun loaded on table		
Start on	Audible signal		
Stop on	Last shot		
Penalties	As per current edition of rules		
Safety angles	L/R=90 degrees, Up=top of berm		
Setup notes			