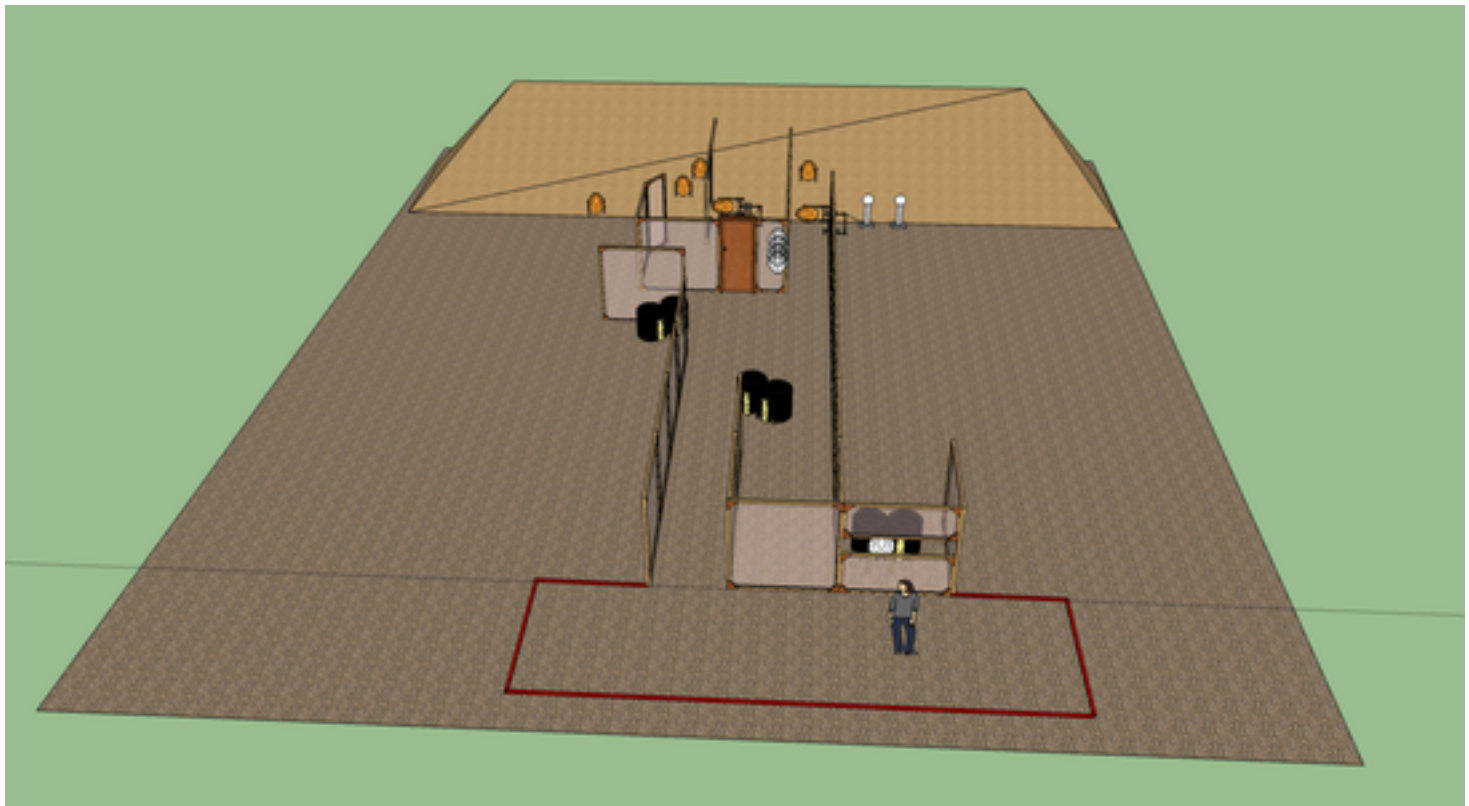


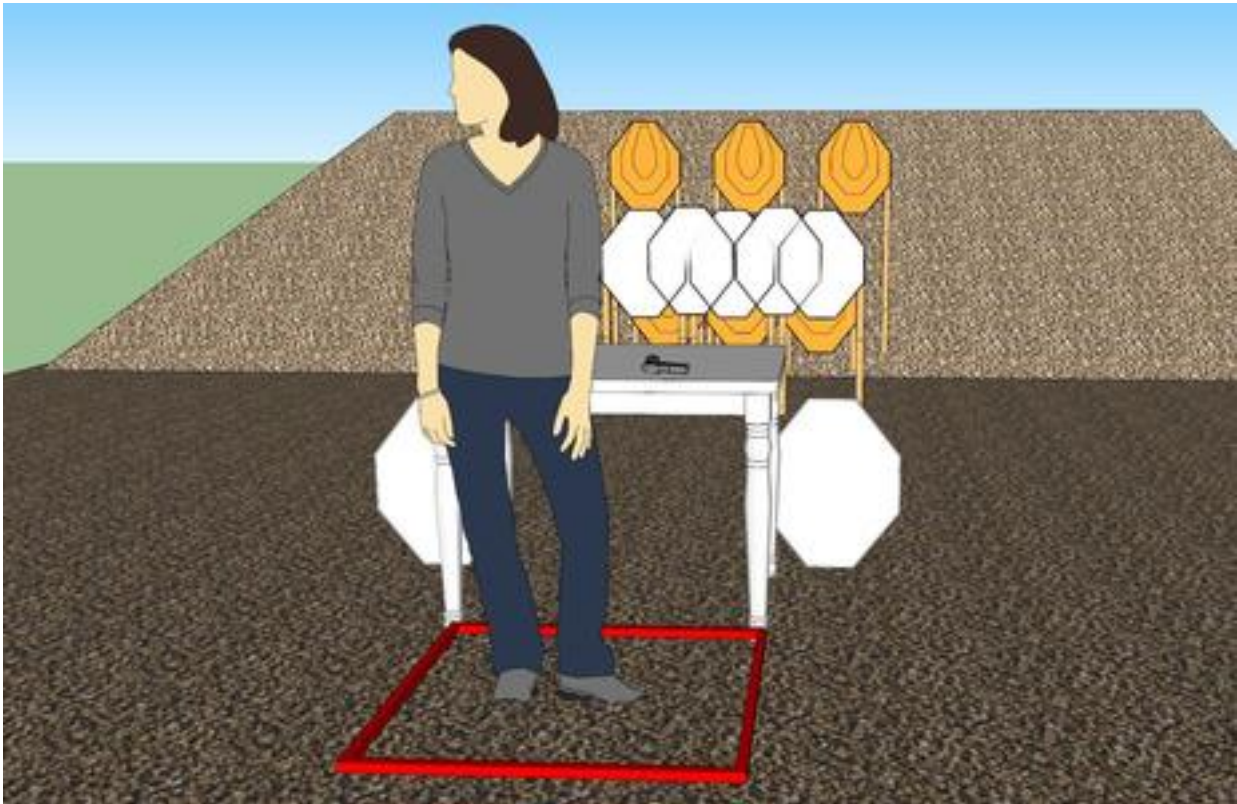
1. Stage 1



CoF	Comstock - Long	Points	160 p
Targets	15 paper, 2 popper, Total 17 targets	Min rounds	32
Firearm	Handgun	Match-%	19.51%

Procedure	Engage all targets as they become available from within the designated shooting area. Steel must fall to score.
Starting position	Facing downrange anywhere within area A. Gun loaded and holstered.
Firearm ready condition	
Start on	Audible signal
Stop on	Last shot
Penalties	Per current IPSC rulebook
Safety angles	
Setup notes	Long

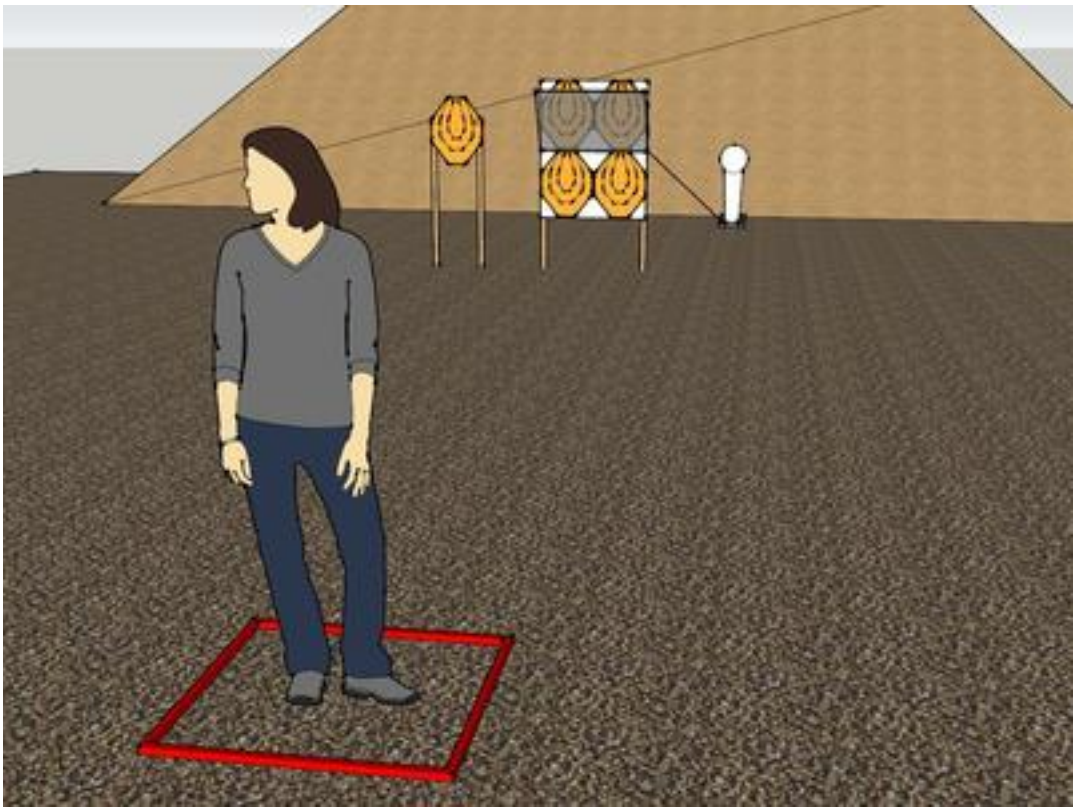
2. Stage 2



CoF	Comstock - Short	Points	60 p
Targets	6 paper, Total 6 targets	Min rounds	12
Firearm	Handgun	Match-%	7.32%


Procedure	Engage all targets as they become available from within the designated shooting area.
Starting position	Facing downrange, hands touching marks, unloaded pistol on table, all magazines in belt.
Firearm ready condition	
Start on	Audible signal
Stop on	Last shot
Penalties	Per current IPSC rulebook
Safety angles	
Setup notes	

3. Stage 3



CoF	Comstock - Short	Points	55 p
Targets	5 paper, 1 popper, Total 6 targets	Min rounds	11
Firearm	Handgun	Match-%	6.71%
Procedure	Engage all targets as they become available from within the designated shooting area. Steel must fall to score. Popper activates hardcover that covers T1, T2 and reveals T3 and T4.		
Starting position	Facing downrange anywhere within area A. Gun loaded and holstered.		
Firearm ready condition			
Start on	Audible signal		
Stop on	Last shot		
Penalties	As per current edition of rules		
Safety angles			
Setup notes			

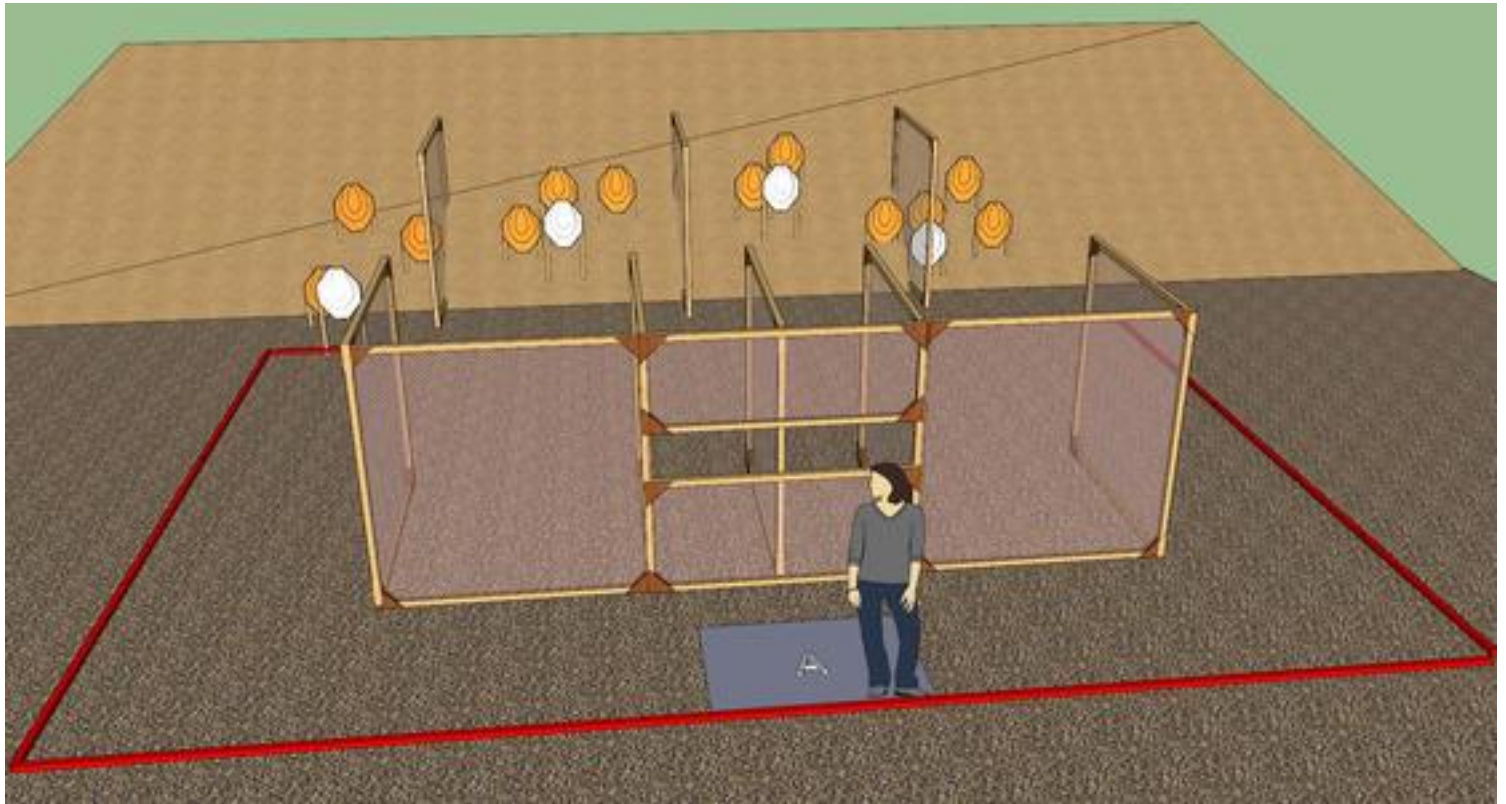
4. Stage 4



CoF	Comstock - Medium	Points	90 p
Targets	9 paper, Total 9 targets	Min rounds	18
Firearm	Handgun	Match-%	10.98%

Procedure	Engage all targets as they become available from within the designated shooting area. Steel must fall to score.
Starting position	Facing downrange anywhere within area A. Gun loaded and holstered.
Firearm ready condition	
Start on	Signal
Stop on	Last Shot
Penalties	According to latest IPSC rule book
Safety angles	
Setup notes	

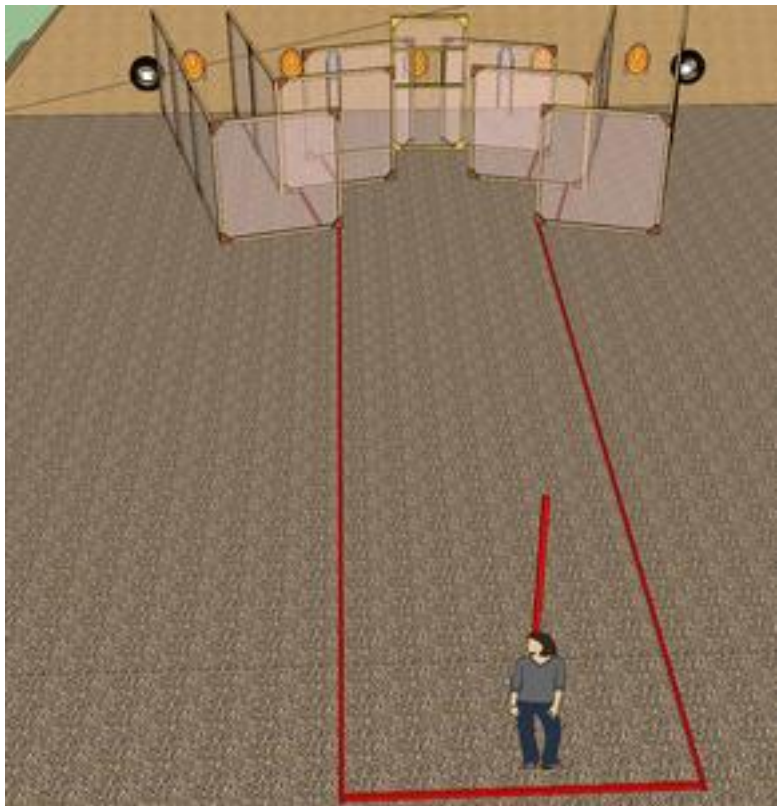
5. Stage 5



CoF	Comstock - Medium	Points	120 p
Targets	12 paper, Total 12 targets	Min rounds	24
Firearm	Handgun	Match-%	14.63%

Procedure	Engage all targets as they become available from within the designated shooting area.
Starting position	Facing downrange anywhere within area A. Gun loaded and holstered.
Firearm ready condition	
Start on	Audible signal
Stop on	Last Shot
Penalties	According to latest IPSC rule book
Safety angles	
Setup notes	

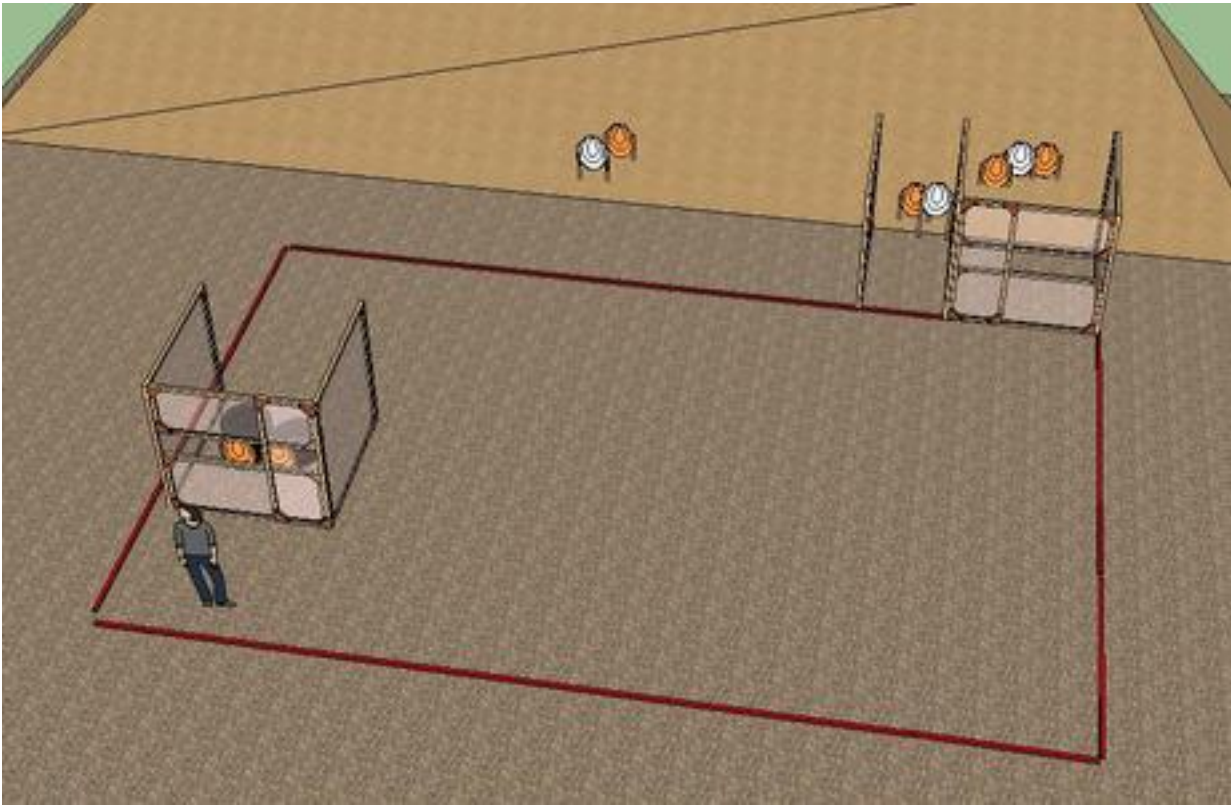
6. Stage 6



CoF	Comstock - Short	Points	60 p
Targets	5 paper, 2 plates, Total 7 targets	Min rounds	12
Firearm	Handgun	Match-%	7.32%

Procedure	Engage all targets as they become available from within the designated shooting area. Plates must be shot while having contact with red pole.
Starting position	Facing downrange anywhere within area A.
Firearm ready condition	
Start on	Audible signal
Stop on	Last Shot
Penalties	According to latest IPSC rule book
Safety angles	
Setup notes	

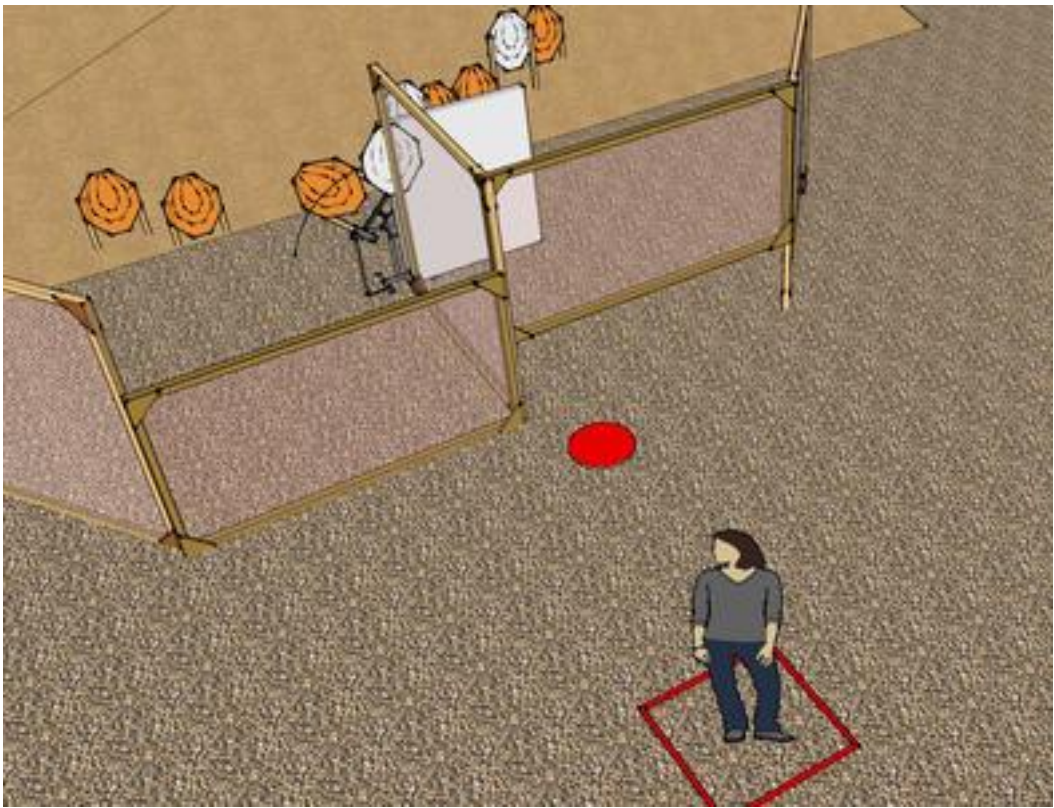
7. Stage 7



CoF	Comstock - Short	Points	60 p
Targets	6 paper, Total 6 targets	Min rounds	12
Firearm	Handgun	Match-%	7.32%

Procedure	Engage all targets as they become available from within the designated shooting area.
Starting position	Facing downrange anywhere within area A.
Firearm ready condition	
Start on	Audible signal
Stop on	Last Shot
Penalties	According to latest IPSC rule book
Safety angles	
Setup notes	

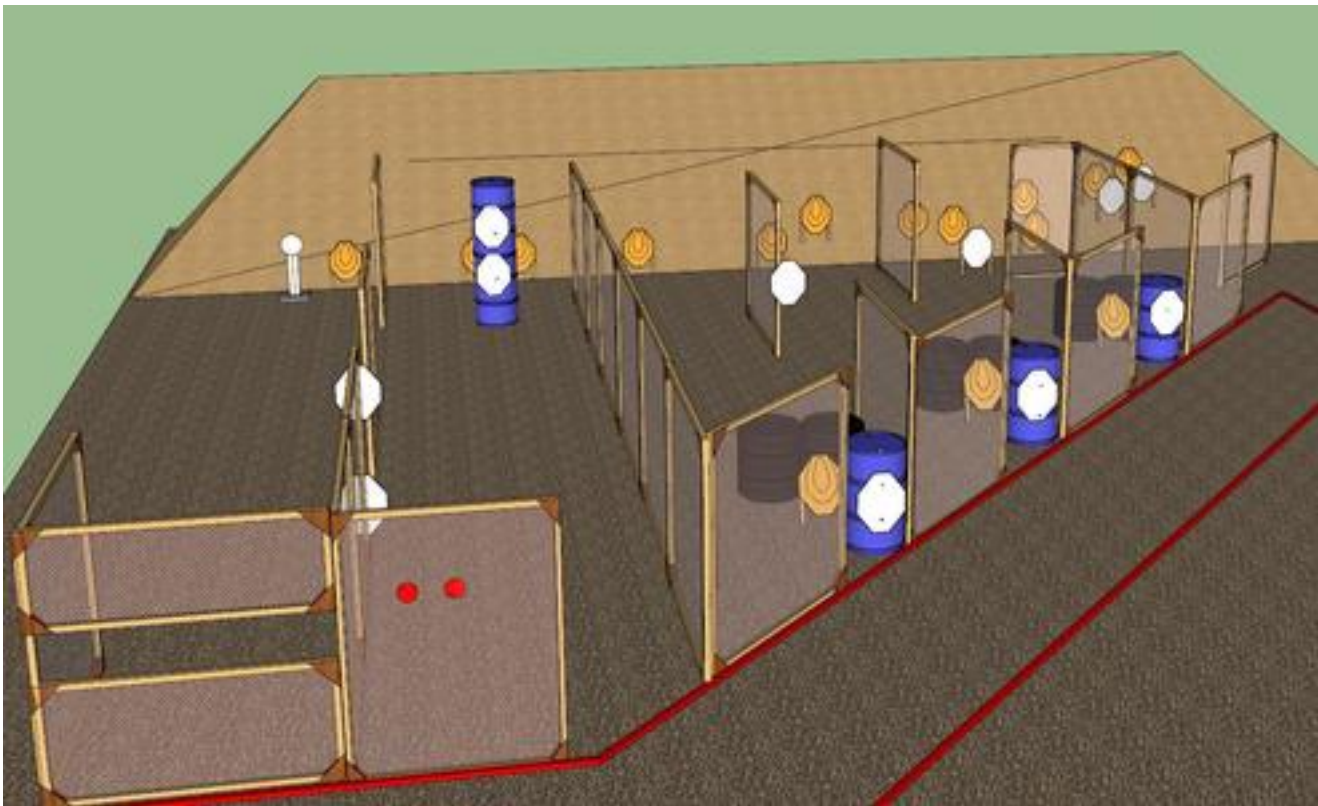
8. Stage 8



CoF	Comstock - Short	Points	60 p
Targets	6 paper, Total 6 targets	Min rounds	12
Firearm	Handgun	Match-%	7.32%

Procedure	Engage all targets as they become available from within the designated shooting area. Rope at red marking starts swinger.
Starting position	Facing downrange anywhere within area A. Gun loaded and holstered.
Firearm ready condition	
Start on	Audible signal
Stop on	Last Shot
Penalties	According to latest IPSC rule book
Safety angles	
Setup notes	

9. Stage 9



CoF	Comstock - Long	Points	155 p
Targets	15 paper, 1 popper, Total 16 targets	Min rounds	31
Firearm	Handgun	Match-%	18.90%

Procedure	Engage all targets as they become available from within the designated shooting area. Steel must fall to score.
Starting position	Facing downrange hands touching marks
Firearm ready condition	
Start on	Audible signal
Stop on	Last Shot
Penalties	According to latest IPSC rule book
Safety angles	
Setup notes	