





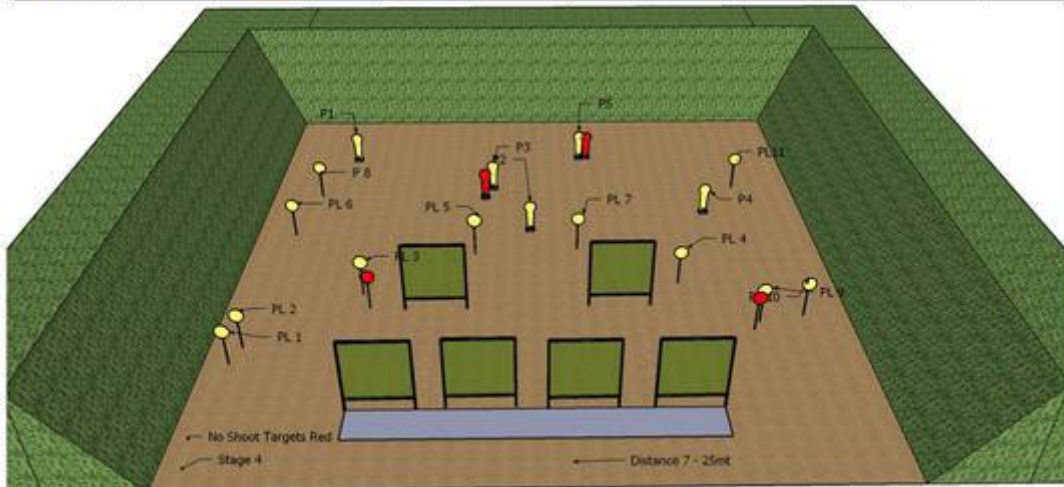


# 1. COMPLETE CABLING EQUIPMENT







STAGE NO	1	COURSE TYPE	Medium Course			RANGE NO	4				
AMMUNITION	Birdshot	Shotgun Ready Condition		Option 1		Maximum Points	80				
START POSITION		Shooter starts anywhere in demarcated area. Standing erect with the shotgun in the ready condition held in both hands as demonstrated.									
START PROCEDURE		After start signal engage targets from within designated area.									
	16		0		3		2		11		4

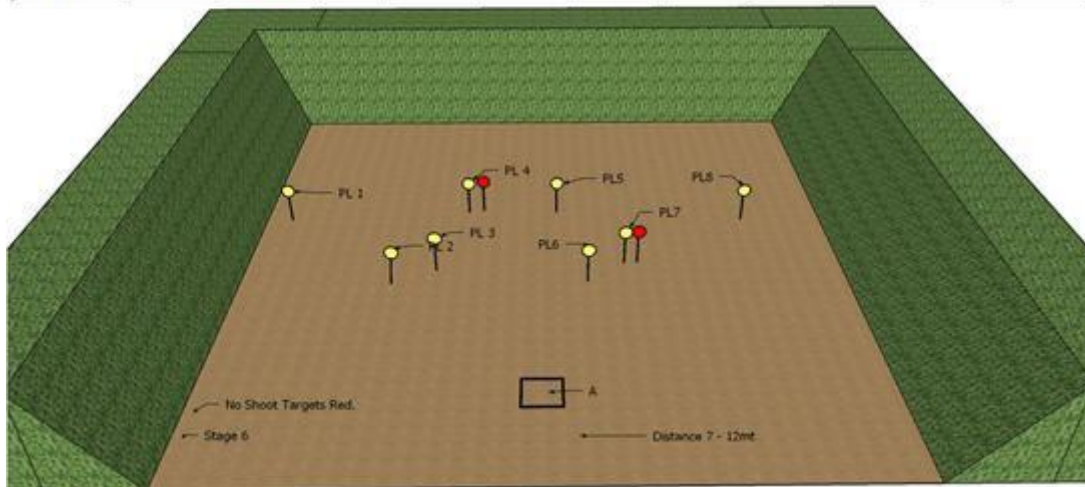


CoF	Comstock - Medium	Points	80 p
Targets	16 popper, 4 no-shoot, Total 16 targets	Min rounds	16
Firearm	Shotgun	Match-%	20.25%

Procedure	
Starting position	Gun loaded & holstered
Firearm ready condition	
Start on	Audible signal
Stop on	Last shot
Penalties	As per current edition of rules
Safety angles	L/R
Setup notes	

## 2. PIZZA DELFORNO - LEMON TREE

STAGE NO	2	COURSE TYPE	Short Course			RANGE NO			6		
AMMUNITION	Birdshot	Shotgun Ready Condition			Option 1		Maximum Points		40		
START POSITION		Shooter starts anywhere in demarcated area. Standing erect with the shotgun in the ready condition held in both hands as demonstrated.									
START PROCEDURE		After start signal engage targets from within designated area.									
	8		0		0		0		8		2









CoF	Comstock - Short	Points	40 p
Targets	8 popper, 2 no-shoot, Total 8 targets	Min rounds	8
Firearm	Shotgun	Match-%	10.13%

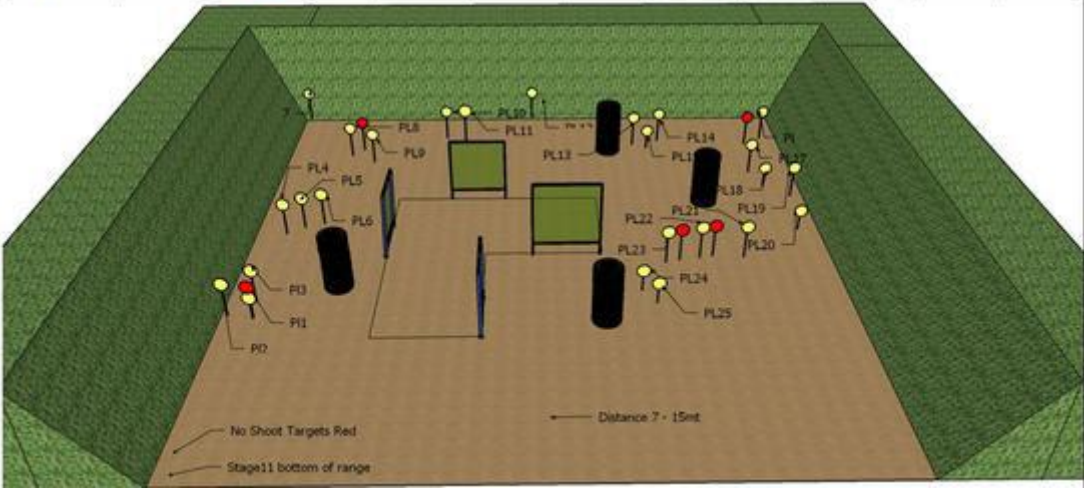
Procedure	
Starting position	Gun loaded & holstered
Firearm ready condition	
Start on	Audible signal
Stop on	Last shot
Penalties	As per current edition of rules
Safety angles	L/R
Setup notes	

### 3. PROF ENGINEERING

Procedure	
Starting position	Gun loaded & holstered
Firearm ready condition	
Start on	Audible signal
Stop on	Last shot
Penalties	As per current edition of rules
Safety angles	L/R
Setup notes	

# 4. SA BLOCK AFRIMAT







STAGE NO	4	COURSE TYPE	Long Course			RANGE NO	9				
AMMUNITION	Birdshot	Shotgun Ready Condition	Option 2			Maximum Points	125				
START POSITION		Shooter starts anywhere in demarcated area. Standing erect with the shotgun in the ready condition held in both hands as demonstrated.									
START PROCEDURE		After start signal engage targets from within designated area.									
	25		0		0		0		25		5

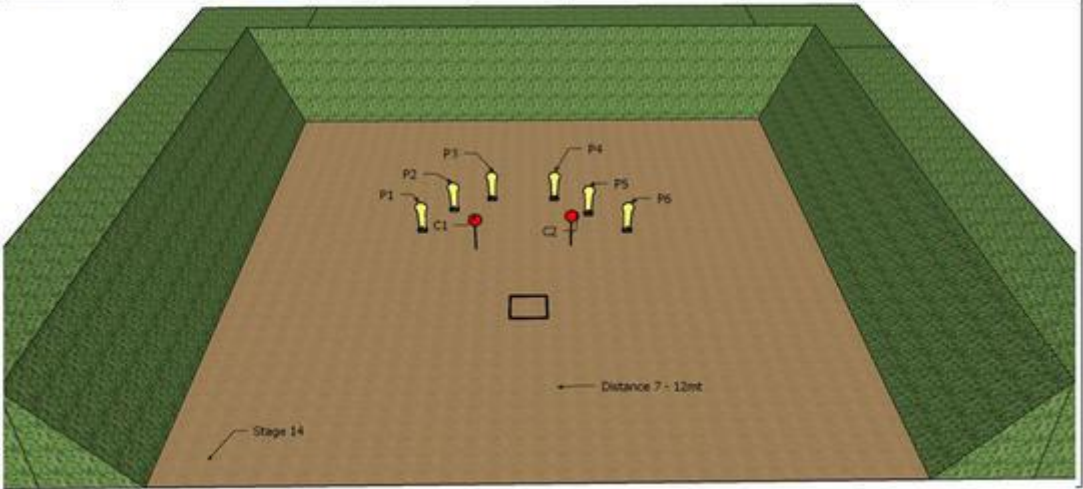


CoF	Comstock - Long	Points	125 p
Targets	25 popper, 5 no-shoot, Total 25 targets	Min rounds	25
Firearm	Shotgun	Match-%	31.65%

Procedure	
Starting position	Gun loaded & holstered
Firearm ready condition	
Start on	Audible signal
Stop on	Last shot
Penalties	As per current edition of rules
Safety angles	L/R
Setup notes	

# 5. AD TACTICAL

STAGE NO	5	COURSE TYPE	Short Course			RANGE NO	5				
AMMUNITION	Birdshot	Shotgun Ready Condition		Option 1		Maximum Points	40				
START POSITION		Shooter starts anywhere in demarcated area. Standing erect with the shotgun in the ready condition held in both hands as demonstrated.									
START PROCEDURE		After start signal engage targets from within designated area.									
	8		2		6		0		0		0



CoF	Comstock - Short	Points	40 p
Targets	6 popper, 2 frangible, Total 8 targets	Min rounds	8
Firearm	Shotgun	Match-%	10.13%

Procedure	
Starting position	Gun loaded & holstered
Firearm ready condition	
Start on	Audible signal
Stop on	Last shot
Penalties	As per current edition of rules
Safety angles	L/R
Setup notes	