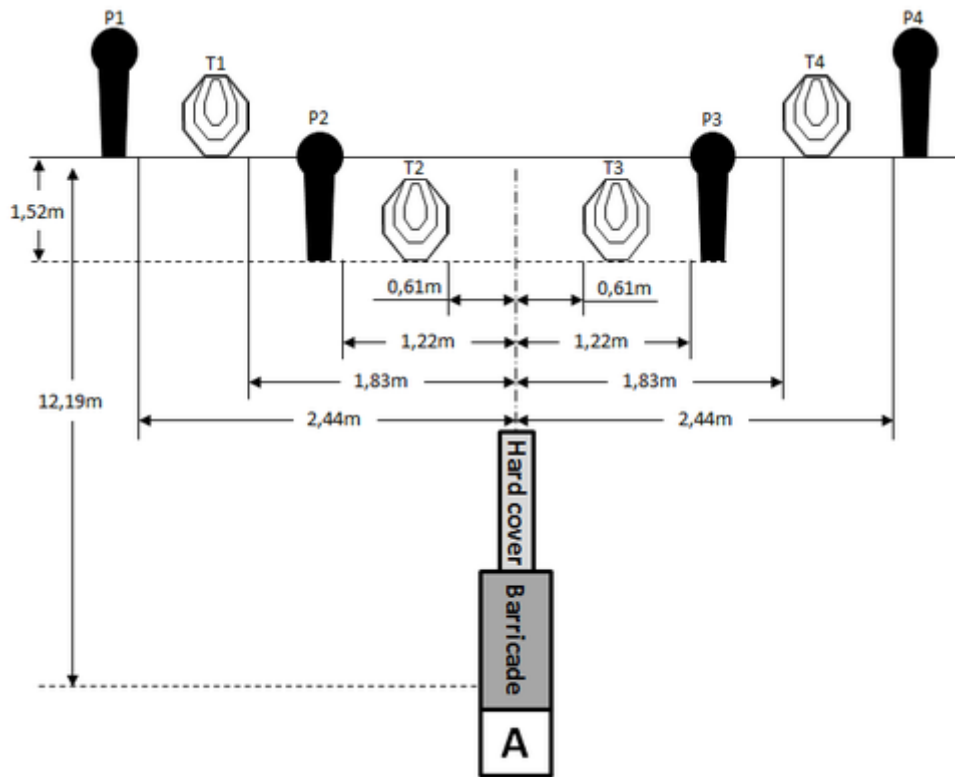


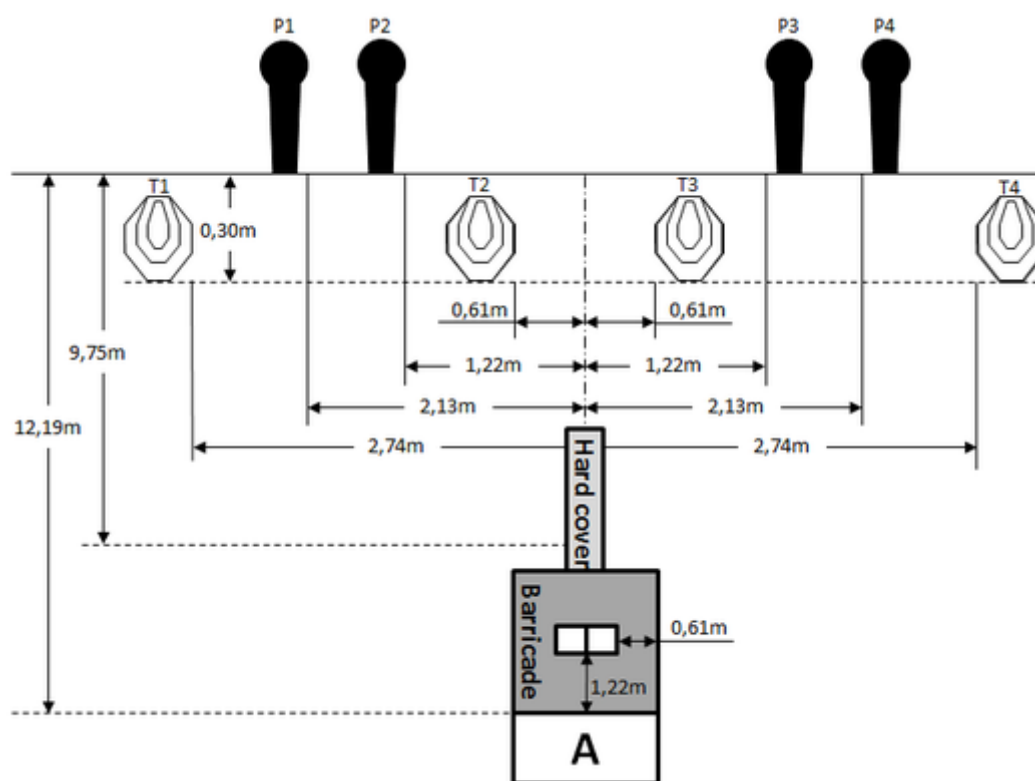
1. Miniatyrgevär-11



CoF	Comstock - Medium	Points	60 p
Targets	4 paper, 4 popper, Total 8 targets	Min rounds	12
Firearm	Mini Rifle	Match-%	30.77%

Procedure	Rifle ready condition: Loaded (Option 1). After the audible start signal engage.		
Starting position	Standing erect in area "A", facing center of barricade, stock touching the competitor at hip level		
Firearm ready condition			
Start on	Audible signal		
Stop on	Last Shot		
Penalties	As per current rulebook		
Safety angles	As shown by Range Officer		
Setup notes	Set IPSC Targets to 1,52m to the top of the targets. Area "A" is 1,22m wide by 0,92m deep. Barricade is 2,44m high and 1,22m wide. Non-falling poppers must be repainted between each attempt at COF. Hard cover is placed so T1, T2, P1, P2 only is seen from left side of the barricade. T3, T4, P3, P4 is only seen from right side of the barricade.		

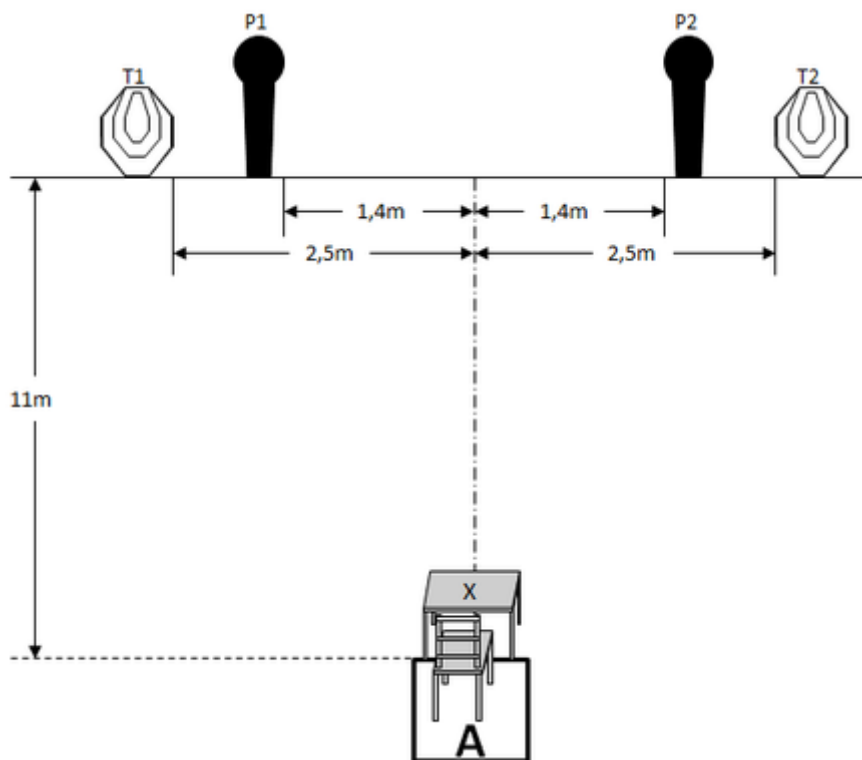
2. Miniatyrgevär-21



CoF	Comstock - Medium	Points	60 p
Targets	4 paper, 4 popper, Total 8 targets	Min rounds	12
Firearm	Mini Rifle	Match-%	30.77%

Procedure	Rifle ready condition: Loaded (Option 1). After the audible start signal engage.		
Starting position	Standing erect in area "A", stock touching the competitor at hip level.		
Firearm ready condition			
Start on	Audible signal		
Stop on	Last Shot		
Penalties	As per current rulebook		
Safety angles	As shown by Range Officer		
Setup notes	Set IPSC Targets to 1,52m and No Shoot to 2,44 to the top of the targets. The barricade is 2,44m high and 1,83m wide. The port is 0,61 m wide by 0,305m high. Use hard cover in center of the port to create two 0,305m x 0,305m ports so T1, T2, P1, P2 only is seen from the left port and T3, T4, P3, P4 is only seen from right port. Non-falling poppers must be repainted between each attempt at COF		

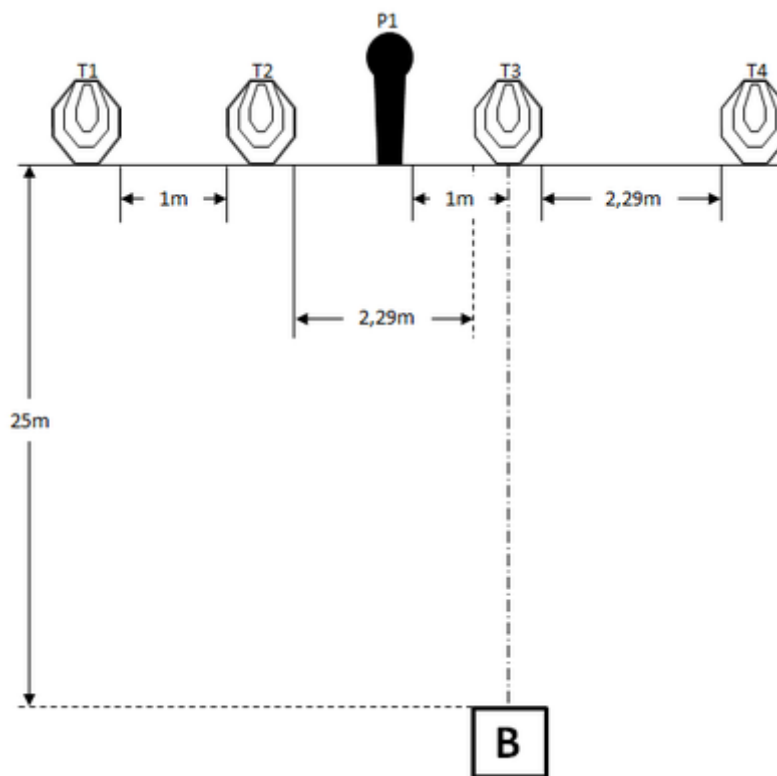
3. Miniatyrgevär-03



CoF	Comstock - Short	Points	30 p
Targets	2 paper, 2 popper, Total 4 targets	Min rounds	6
Firearm	Mini Rifle	Match-%	15.38%

Procedure	Rifle ready condition: Loaded with chamber empty and bolt closed (Option 2). Rifle pointing downrange will be located on the "X" in between hands. The rifle must lie flat on one side and may not be propped up in any artificial manner. After the audible start signal engage.		
Starting position	Seated in area "A", facing downrange with both hands on top of a table palms flat.		
Firearm ready condition			
Start on	Audible signal		
Stop on	Last Shot		
Penalties	As per current rulebook		
Safety angles	As shown by Range Officer		
Setup notes	Set IPSC Targets to 1,52m to the top of the targets. Area "A" is 1m by 1m. Chair must be inside the confines of area "A". Table immediately in front of area "A". Center of "X" should be 0,25m from the edge facing area "A". Non-falling poppers must be repainted between each attempt at COF.		

4. Miniatyrgevär-15



CoF	Comstock - Short	Points	45 p
Targets	4 paper, 1 popper, Total 5 targets	Min rounds	9
Firearm	Mini Rifle	Match-%	23.08%

Procedure	Rifle ready condition: Loaded (Option 1). After the audible start signal engage.
Starting position	Standing erect in area "B", stock touching the competitor at hip level.
Firearm ready condition	
Start on	Audible signal
Stop on	Last Shot
Penalties	As per current rulebook
Safety angles	As shown by Range Officer
Setup notes	Set IPSC Targets to 1,52m to the top of the targets. Area "B" is located 25m from targets and is 0,92m by 0,92m. Non-falling poppers must be repainted between each attempt at COF.