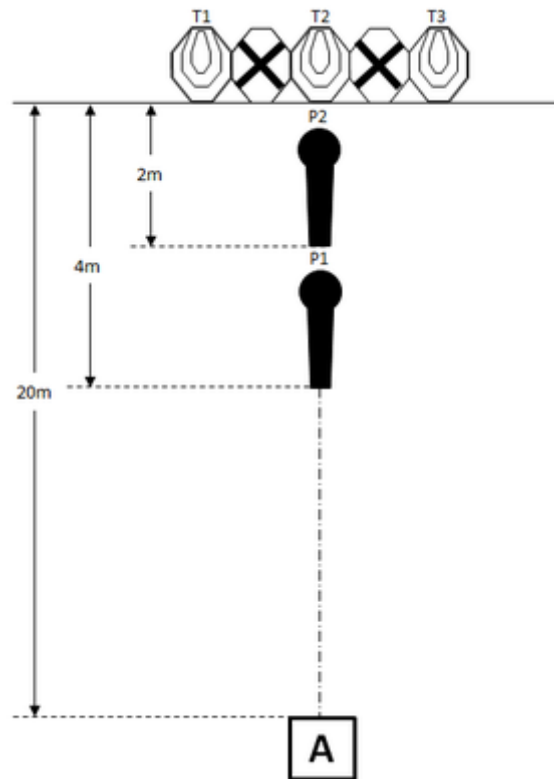


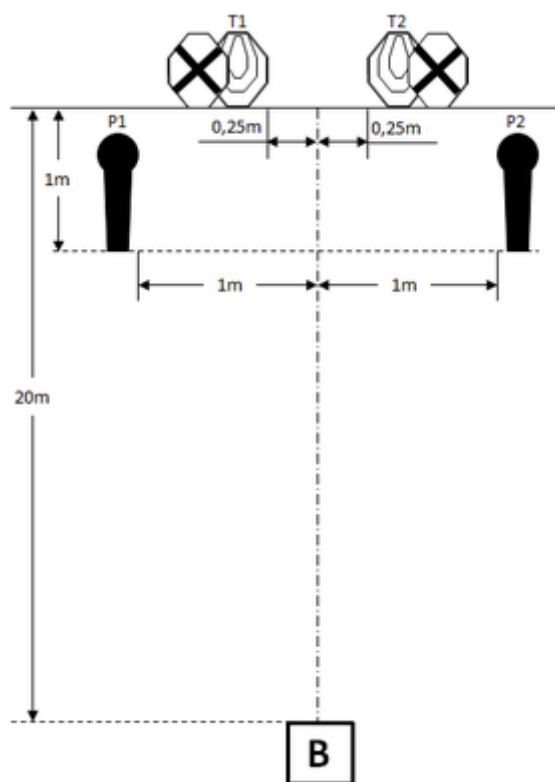
# 1. Miniatyrgevär-05



CoF	Comstock - Short	Points	40 p
Targets	3 paper, 2 popper, Total 5 targets	Min rounds	8
Firearm	Mini Rifle	Match-%	28.57%

Procedure	Rifle ready condition: Loaded (Option 1). After the audible start signal engage.		
Starting position	Standing erect in area "A", stock touching the competitor at hip level.		
Firearm ready condition			
Start on	Audible signal		
Stop on	Last shot		
Penalties	As per current rulebook		
Safety angles	As shown by Range Officer		
Setup notes	Set IPSC Targets/No Shoots to 1.52m to the top of the targets. Area "A" is 1m by 1m. Non-falling poppers must be repainted between each attempt at COF.		

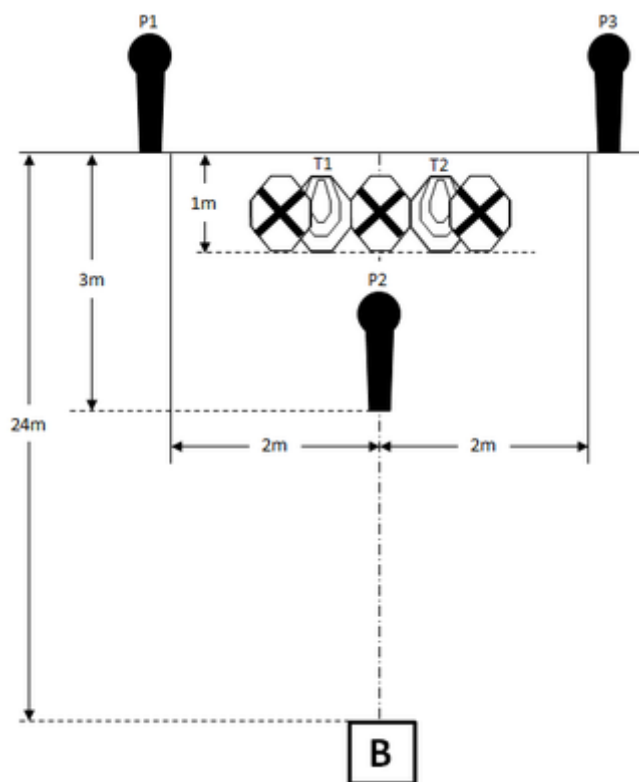
## 2. Miniatyrgevär-35



CoF	Comstock - Short	Points	30 p
Targets	2 paper, 2 popper, Total 4 targets	Min rounds	6
Firearm	Mini Rifle	Match-%	21.43%

Procedure	Rifle ready condition: Loaded (Option 1). After the audible start signal engage.
Starting position	Standing erect in area "B", stock touching the competitor at hip level.
Firearm ready condition	
Start on	Audible signal
Stop on	Last shot
Penalties	As per current rulebook
Safety angles	As shown by Range Officer
Setup notes	Set IPSC Targets/No Shoots to 1.52m to the top of the targets. Area "B" is located 20m from T1 & T2 and is 1m by 1m. Non-falling poppers must be repainted between each attempt at COF.

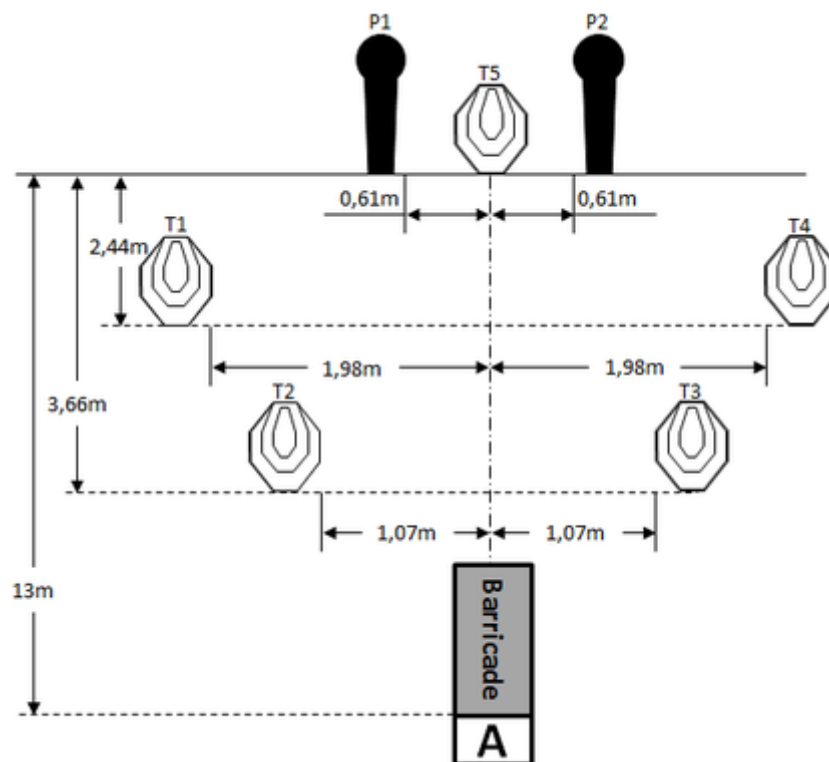
### 3. Miniatyrgevär-01



CoF	Comstock - Short	Points	35 p
Targets	2 paper, 3 popper, Total 5 targets	Min rounds	7
Firearm	Mini Rifle	Match-%	25.00%

Procedure	Rifle ready condition: Loaded (Option 1). After the audible start signal engage.		
Starting position	Standing erect in area "B", stock touching the competitor at hip level.		
Firearm ready condition			
Start on	Audible signal		
Stop on	Last shot		
Penalties	As per current rulebook		
Safety angles	As shown by Range Officer		
Setup notes	Set IPSC Targets/No Shoots to 1.52m to the top of the targets. Area "B" is located 24m from P1 & P3 and is 1m by 1m. Non-falling poppers must be repainted between each attempt at COF.		

## 4. Miniatyrgevär-57



CoF	Comstock - Short	Points	35 p
Targets	5 paper, 2 popper, Total 7 targets	Min rounds	7
Firearm	Mini Rifle	Match-%	25.00%

Procedure	Rifle ready condition: Loaded (Option 1). After the audible start signal engage alternatively IPSC Targets T1 and T2 from the left side of the barricade or IPSC Targets T3 and T4 from the right side of the barricade. Then alternatively engage IPSC Targets T3 and T4 from the right side of the barricade or IPSC Targets T1 and T2 from the left side of the barricade. IPSC Target T5, IPSC Popper P1 and P2 may be shot from either side of the barricade.		
Starting position	Standing erect in area "A", stock touching the competitor at hip level.		
Firearm ready condition			
Start on	Audible signal		
Stop on	Last shot		
Penalties	As per current rulebook		
Safety angles	As shown by Range Officer		
Setup notes	Set IPSC Targets to 1.52m to the top of the targets. Area "A" is 0,61m by 0,92m. The barricade is 0,61m wide and 1,83m high. Non-falling poppers must be repainted between each attempt at COF.		