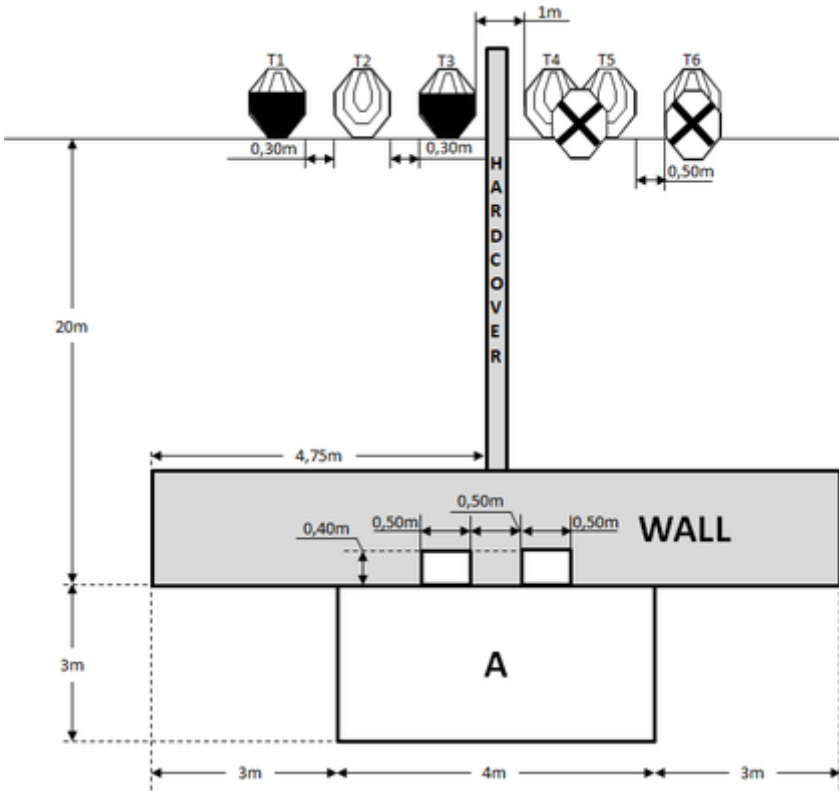


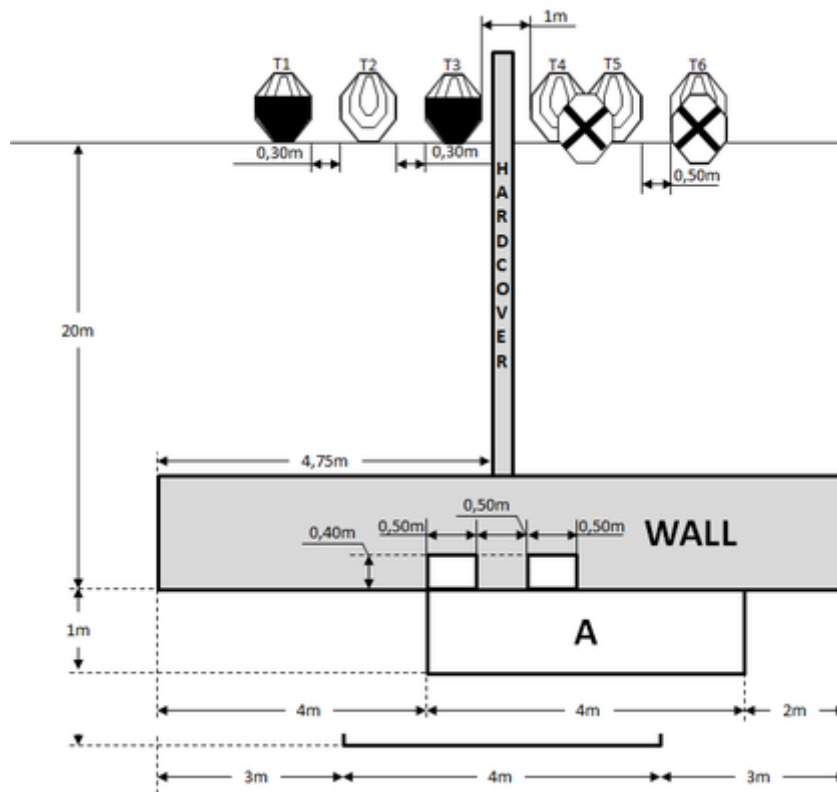
1. September #1



| | | | |
|---------|--------------------------------------|------------|--------|
| CoF | Comstock - Medium | Points | 60 p |
| Targets | 6 paper, 2 no-shoot, Total 6 targets | Min rounds | 12 |
| Firearm | Rifle | Match-% | 33.33% |

| | |
|-------------------------|---|
| Procedure | After the audible start signal engage targets from area “A”. |
| Starting position | Anywhere in area “A”, stock touching the competitor at hip level. |
| Firearm ready condition | Loaded (Option 1). |
| Start on | Audible signal |
| Stop on | Last shot |
| Penalties | As per current edition of rules |
| Safety angles | L/R |
| Setup notes | Set IPSC Targets to 1,6m to the top of the targets. The wall is 1,8m high and 10m wide. Target T1-T3 are only visible from the left low port and target T3-T6 are only visible from the right low port. |

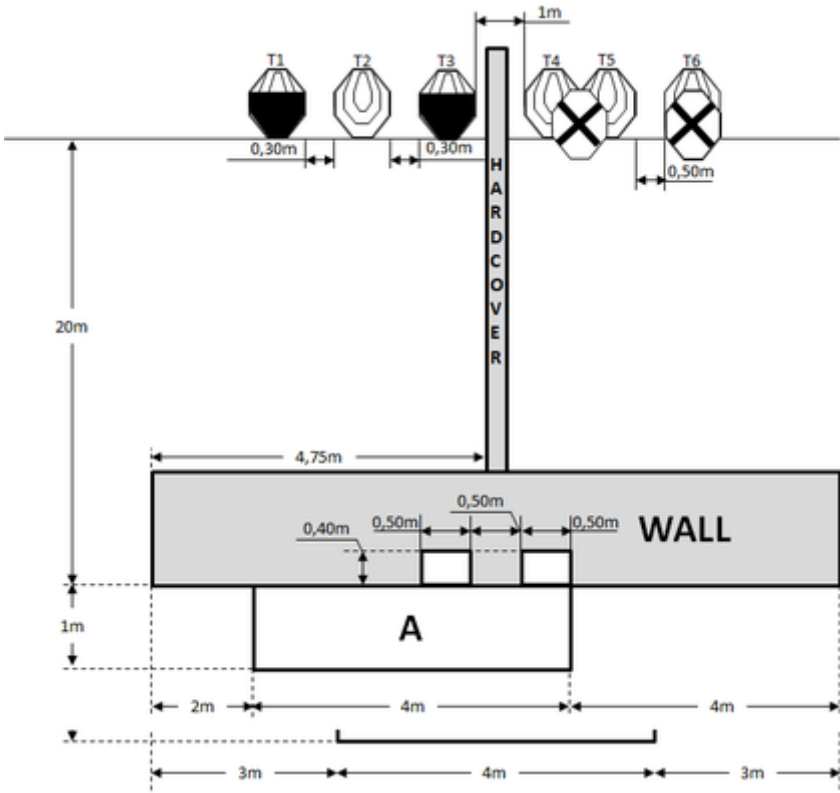
2. September #2



| | | | |
|---------|--------------------------|------------|--------|
| CoF | Comstock - Medium | Points | 60 p |
| Targets | 6 paper, Total 6 targets | Min rounds | 12 |
| Firearm | Rifle | Match-% | 33.33% |

| | |
|-------------------------|---|
| Procedure | After the audible start signal engage targets from area "A". |
| Starting position | Anywhere in area "A", stock touching the competitor at hip level. |
| Firearm ready condition | Loaded (Option 1). |
| Start on | Audible signal |
| Stop on | Last shot |
| Penalties | As per current edition of rules |
| Safety angles | L/R |
| Setup notes | Set IPSC Targets to 1,6m to the top of the targets. The wall is 1,8m high and 10m wide. Target T1-T3 are only visible from the left low port and target T3-T6 are only visible from the right low port. |

3. September #3



| | | | |
|---------|--------------------------|------------|--------|
| CoF | Comstock - Medium | Points | 60 p |
| Targets | 6 paper, Total 6 targets | Min rounds | 12 |
| Firearm | Rifle | Match-% | 33.33% |

| | |
|-------------------------|---|
| Procedure | After the audible start signal engage targets from area “A”. |
| Starting position | Anywhere in area “A”, stock touching the competitor at hip level. |
| Firearm ready condition | Loaded (Option 1). |
| Start on | Audible signal |
| Stop on | Last shot |
| Penalties | As per current edition of rules |
| Safety angles | L/R |
| Setup notes | Set IPSC Targets to 1,6m to the top of the targets. The wall is 1,8m high and 10m wide. Target T1-T3 are only visible from the left low port and target T3-T6 are only visible from the right low port. |