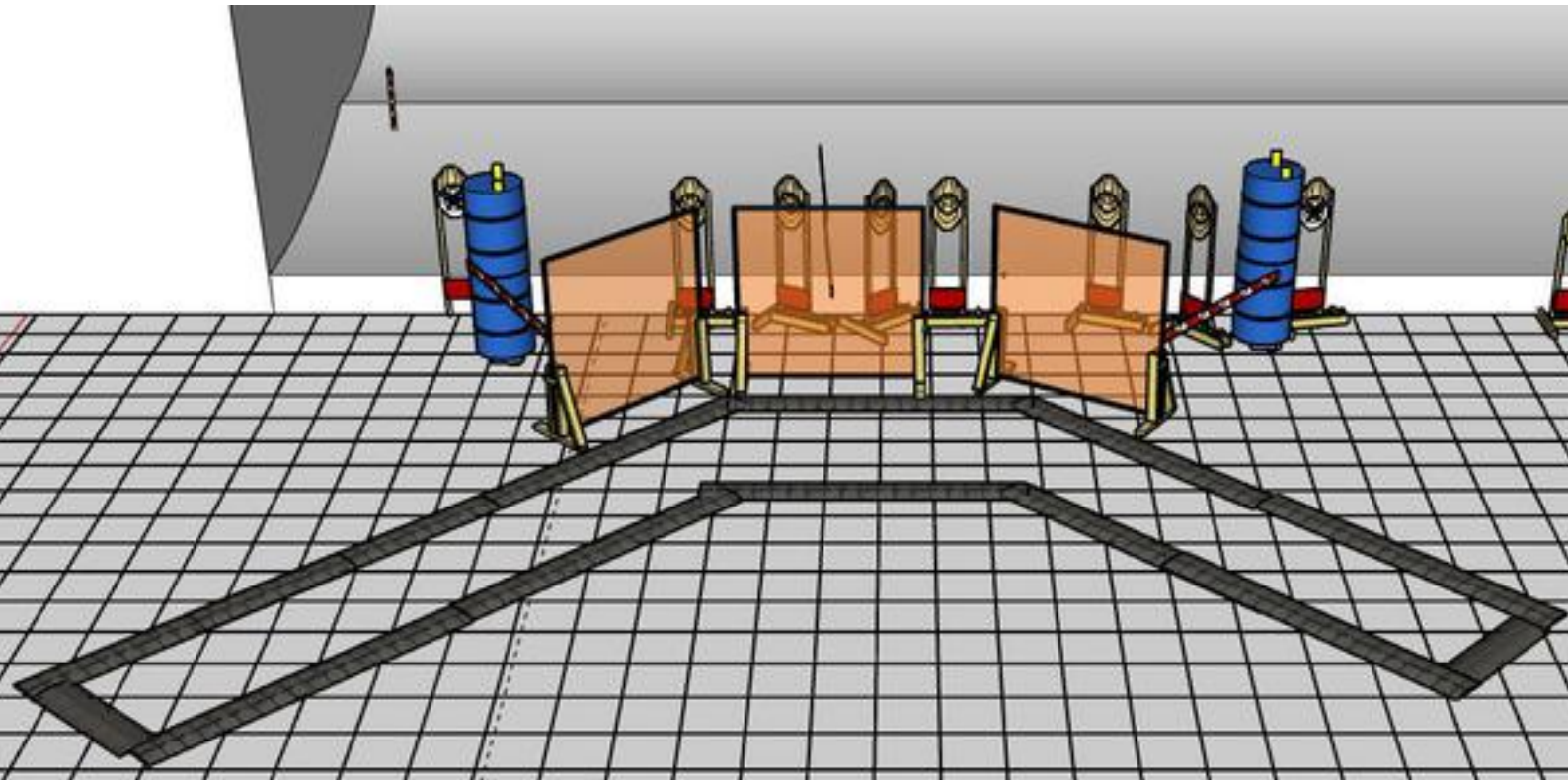


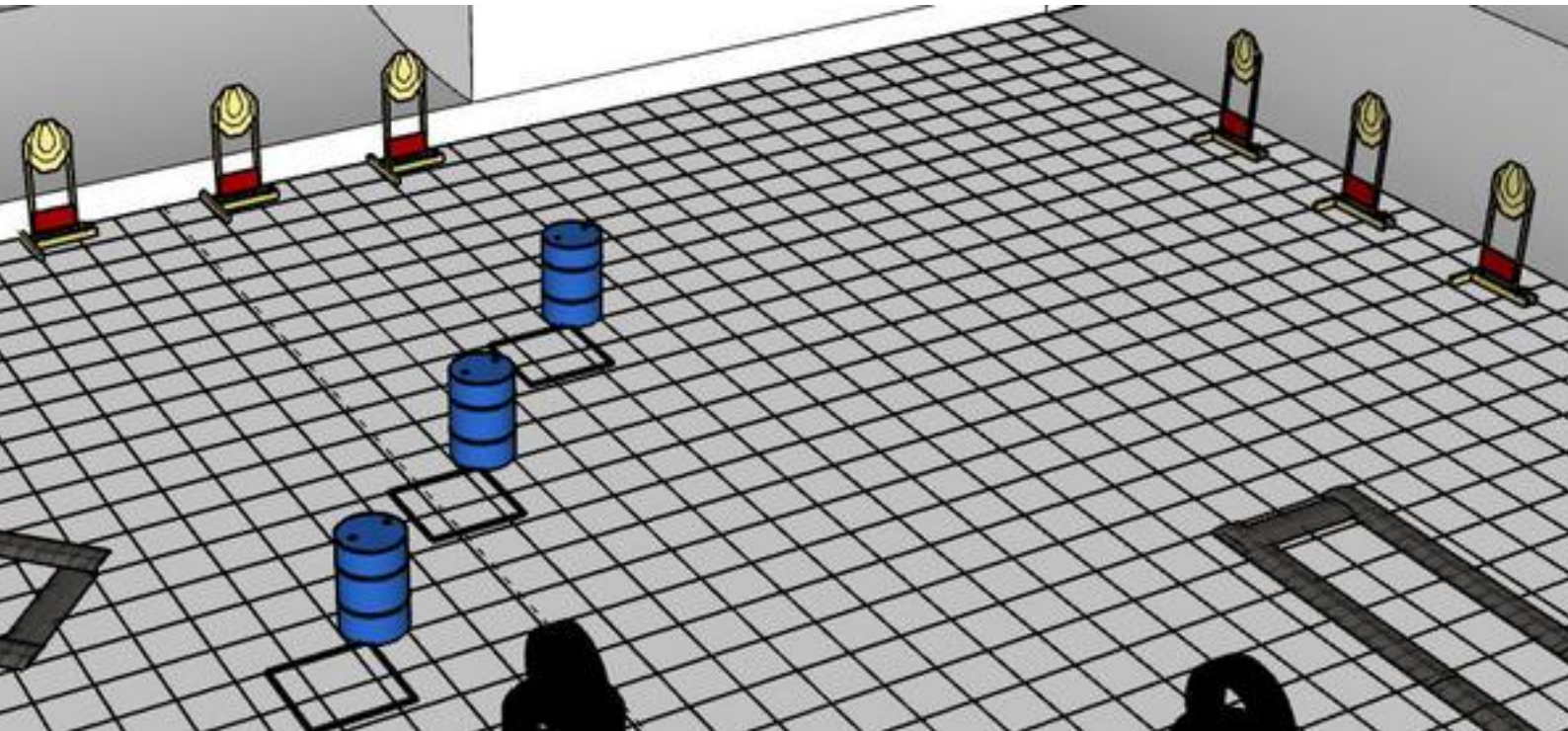
1. Fram og tilbake



CoF	Comstock - Long	Points	140 p
Targets	14 paper, 2 no-shoot, Total 14 targets	Min rounds	28
Firearm	Handgun	Match-%	34.15%

Procedure	On signal, engage all targets as they become visible within the demarcated area. Tiretreads on ground: faultline. Red/white tape: Walls extending up/Down to infinity.
Starting position	Gun loaded & holstered. Standing relaxed with heels touching marks as shown by RO. Far left or right
Firearm ready condition	
Start on	Audible signal
Stop on	Last shot
Penalties	As per current edition of rules
Safety angles	Left: Orange stick. Right: 90 degrees when facing berm. Up: TOP OF BERM
Setup notes	

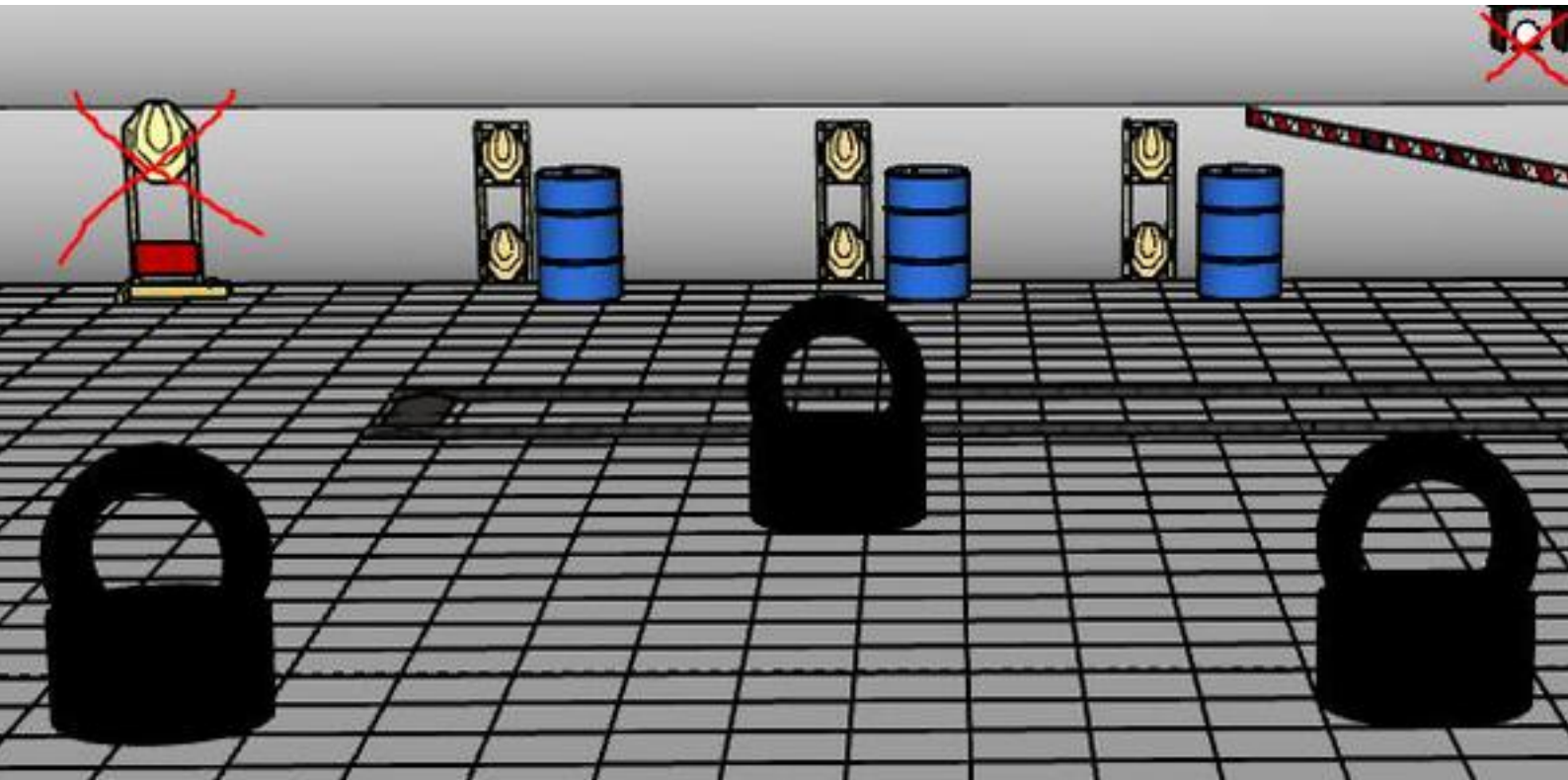
2. Nitti nitti nitti



CoF	Comstock - Short	Points	60 p
Targets	6 paper, Total 6 targets	Min rounds	12
Firearm	Handgun	Match-%	14.63%

Procedure	On signal, engage outer targets from box A, center targets from box B and inner targets from box C.
Starting position	Gun loaded & holstered, standing relaxed in box A, B or C
Firearm ready condition	
Start on	Audible signal
Stop on	Last shot
Penalties	As per current edition of rules. Penalty for each shot fired outside designated box.
Safety angles	Left/right:90 degrees when facing center. Up: TOP OF BERM.
Setup notes	

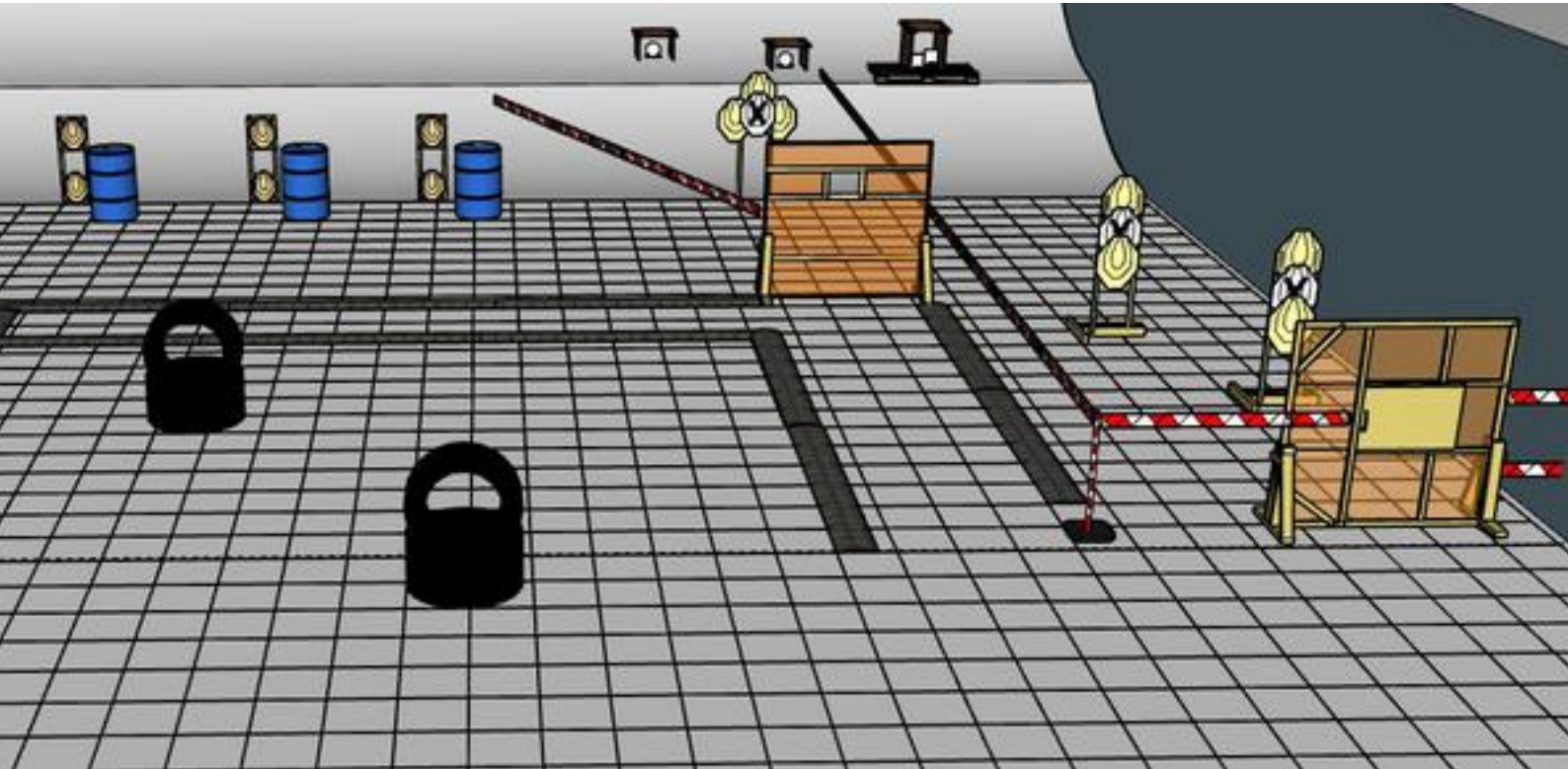
3. Tired tires



CoF	Comstock - Short	Points	60 p
Targets	6 paper, Total 6 targets	Min rounds	12
Firearm	Handgun	Match-%	14.63%

Procedure	On signal, engage target 1 from position 1, target 2 from position 2 and target 3 from position 3. All targets must be shot thru apertures.
Starting position	Gun loaded & holstered. Standing relaxed anywhere.
Firearm ready condition	
Start on	Audible signal
Stop on	Last shot
Penalties	As per current edition of rules. Penalty for each shot fired outside designated position.
Safety angles	Left/right: 90 degrees when facing berm. Up: TOP OF BERM
Setup notes	

4. Far out



CoF	Comstock - Long	Points	150 p
Targets	13 paper, 4 plates, 3 no-shoot, Total 17 targets	Min rounds	30
Firearm	Handgun	Match-%	36.59%

Procedure	On signal, engage all targets within the demarcated area. Tiretreads on ground: Faultlines. Red/white tape: walls, extending up/down to infinity.
Starting position	Gun loaded & holstered, standing relaxed anywhere.
Firearm ready condition	
Start on	Audible signal
Stop on	Last shot
Penalties	As per current edition of rules
Safety angles	Left/Right: 90 degrees. UP: TOP OF BERM.
Setup notes	