




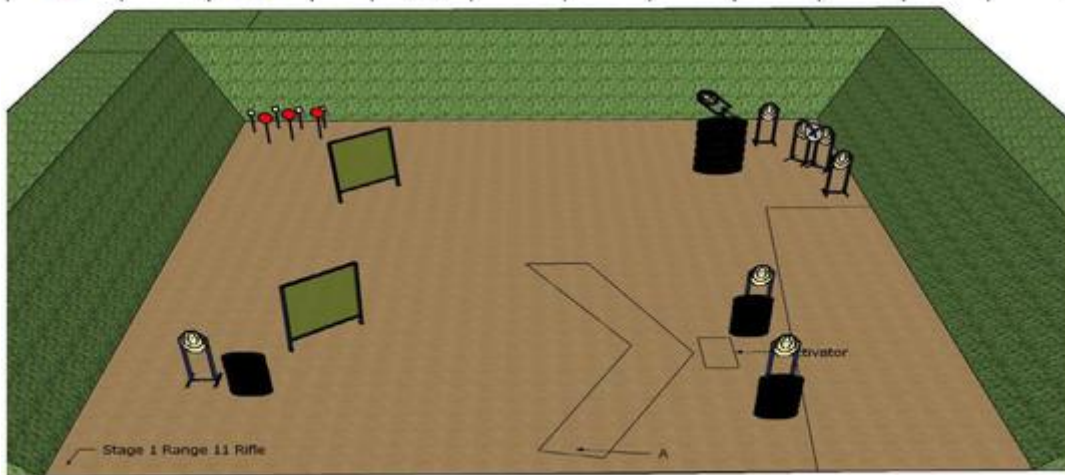


# 1. AD TACTICAL




STAGE NO	1	COURSE TYPE	Medium Course			RANGE NO	11				
AMMUNITION	Rifle	Rifle Ready Condition		Option 1		Maximum Points	95				
START POSITION		Shooter starts anywhere in demarcated area. Standing erect with the Rifle in the ready condition held in both hands as demonstrated.									
START PROCEDURE		After start signal engage targets from within designated area. Standing on Activator will activate Swinger S1. Remains visible.									
	19		8		1		0		3		3

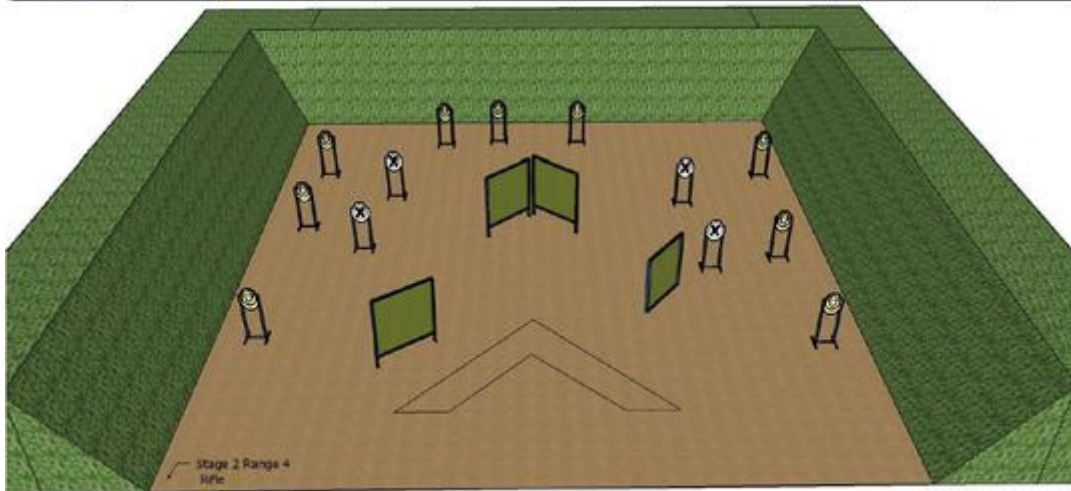


CoF	Comstock - Medium	Points	95 p
Targets	8 paper, 3 popper, 4 no-shoot, Total 11 targets	Min rounds	19
Firearm	Rifle	Match-%	25.33%

Procedure	
Starting position	Gun loaded & holstered
Firearm ready condition	
Start on	Audible signal
Stop on	Last shot
Penalties	As per current edition of rules
Safety angles	L/R
Setup notes	

## 2. COMPLETE CABLING EQUIPMENT




STAGE NO	2	COURSE TYPE	Medium Course		RANGE NO	4
AMMUNITION	Rifle	Rifle Ready Condition	Option 1		Maximum Points	90
START POSITION	Shooter starts anywhere in area A. Standing erect with the Rifle in the ready condition held in both hands as demonstrated.					
START PROCEDURE	After start signal engage targets from within designated area.					
	18		9		0	0

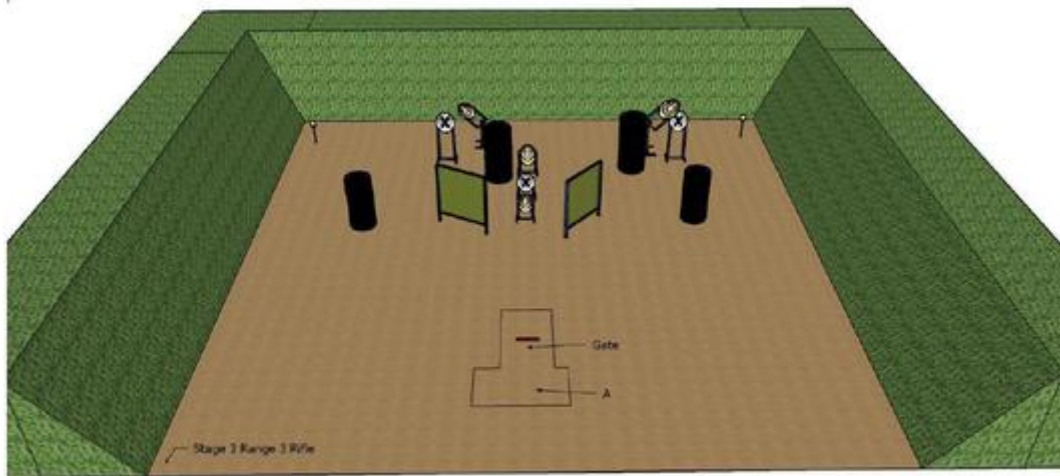


CoF	Comstock - Medium	Points	90 p
Targets	9 paper, 4 no-shoot, Total 9 targets	Min rounds	18
Firearm	Rifle	Match-%	24.00%

Procedure	
Starting position	Gun loaded & holstered
Firearm ready condition	
Start on	Audible signal
Stop on	Last shot
Penalties	As per current edition of rules
Safety angles	L/R
Setup notes	

### 3. MOTRADE ENGINEERING




STAGE NO	3	COURSE TYPE	Short Course		RANGE NO	3
AMMUNITION	Rifle	Rifle Ready Condition	Option 2		Maximum Points	50
START POSITION	Shooter starts one heel touching A. Standing erect with the Rifle in the ready condition held in both hands as demonstrated. No hand on cocking lever.					
START PROCEDURE	After start signal engage targets from within designated area. Moving through gate will activate Swinger 1 and 2. Both remain visible.					
	10		4		0	0
						0

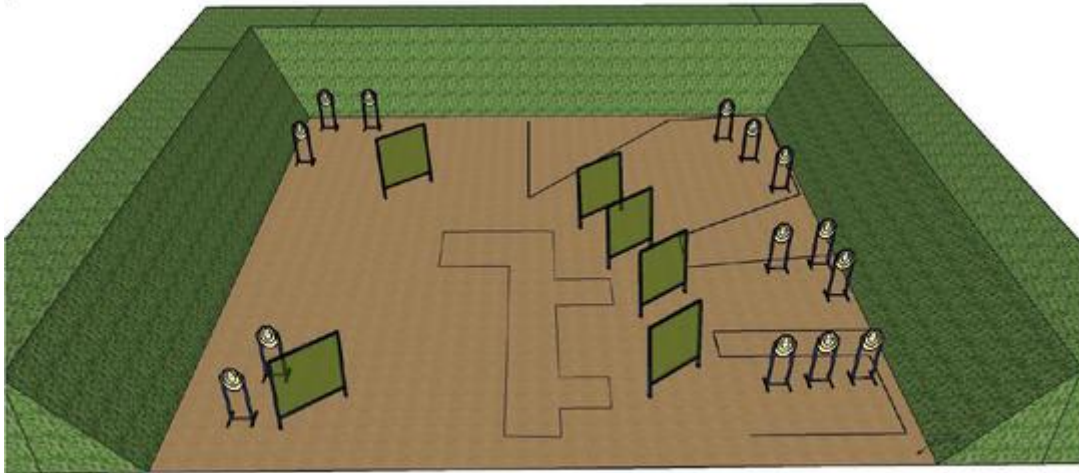


CoF	Comstock - Short	Points	50 p
Targets	4 paper, 2 popper, 3 no-shoot, Total 6 targets	Min rounds	10
Firearm	Rifle	Match-%	13.33%

Procedure	
Starting position	Gun loaded & holstered
Firearm ready condition	
Start on	Audible signal
Stop on	Last shot
Penalties	As per current edition of rules
Safety angles	L/R
Setup notes	

## 4. GOLDEN CITY

STAGE NO	4	COURSE TYPE	Long Course		RANGE NO	14
AMMUNITION	Rifle	Rifle Ready Condition	Option 1		Maximum Points	140
START POSITION	Shooter starts anywhere in area A. Standing erect with the Rifle in the ready condition held in both hands as demonstrated.					
START PROCEDURE	After start signal engage targets from within designated area.					
	28		14		0	0



CoF	Comstock - Long	Points	140 p
Targets	14 paper, Total 14 targets	Min rounds	28
Firearm	Rifle	Match-%	37.33%

Procedure	
Starting position	Gun loaded & holstered
Firearm ready condition	
Start on	Audible signal
Stop on	Last shot
Penalties	As per current edition of rules
Safety angles	L/R
Setup notes	