
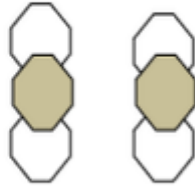


# 1. Stage 1



CoF	Comstock - Short	Points	40 p
Targets	4 paper, Total 4 targets	Min rounds	8
Firearm	Handgun	Match-%	8.89%
Procedure	Engage all targets from box. Optional left or right hand. At stage 2, competitors must use opposite hand.		
Starting position	Hands on head		
Firearm ready condition	Gun loaded & holstered		
Start on	Audible signal		
Stop on	Last shot		
Penalties	As per current edition of rules		
Safety angles	L/R		
Setup notes			

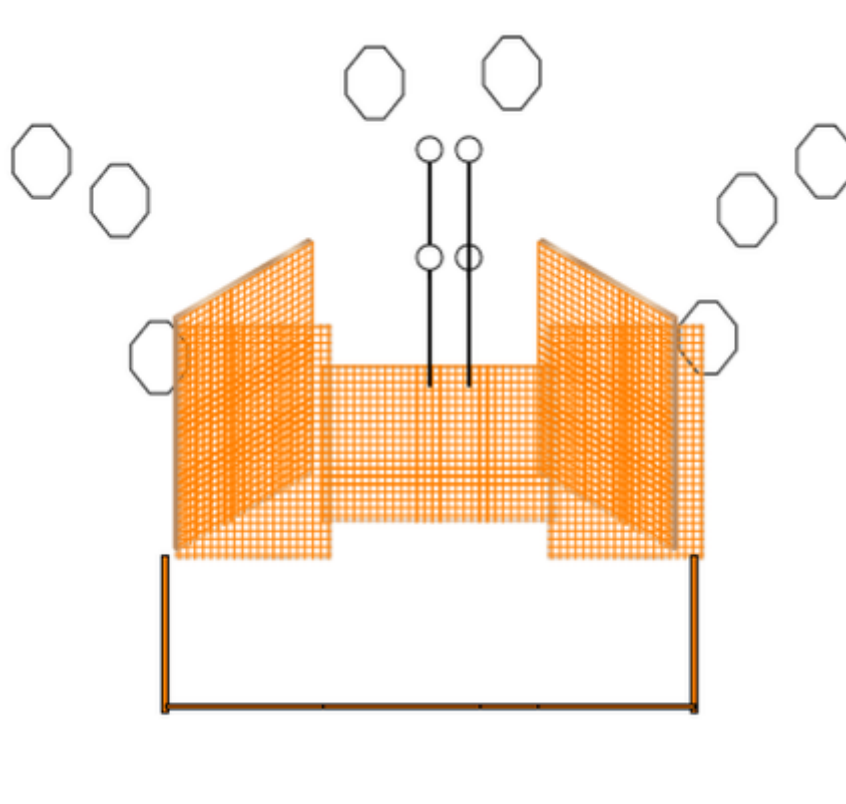
## 2. Stage 2



CoF	Comstock - Short	Points	40 p
Targets	4 paper, 2 no-shoot, Total 4 targets	Min rounds	8
Firearm	Handgun	Match-%	8.89%

Procedure	Engage all targets from box. Must be shot with opposite hand of stage 1.
Starting position	Hands on head
Firearm ready condition	Gun loaded & holstered
Start on	Audible signal
Stop on	Last shot
Penalties	As per current edition of rules
Safety angles	L/R
Setup notes	

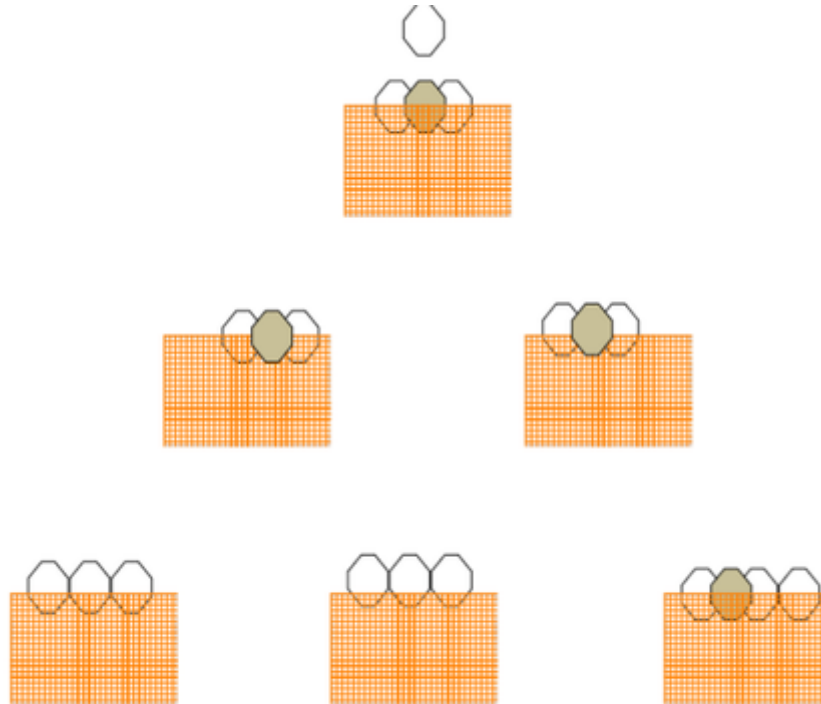
### 3. Stage 3



CoF	Comstock - Medium	Points	100 p
Targets	8 paper, 4 plates, Total 12 targets	Min rounds	20
Firearm	Handgun	Match-%	22.22%

Procedure	Engage all target from designated area.
Starting position	Gun loaded & holstered
Firearm ready condition	
Start on	Audible signal
Stop on	Last shot
Penalties	As per current edition of rules
Safety angles	L/R
Setup notes	

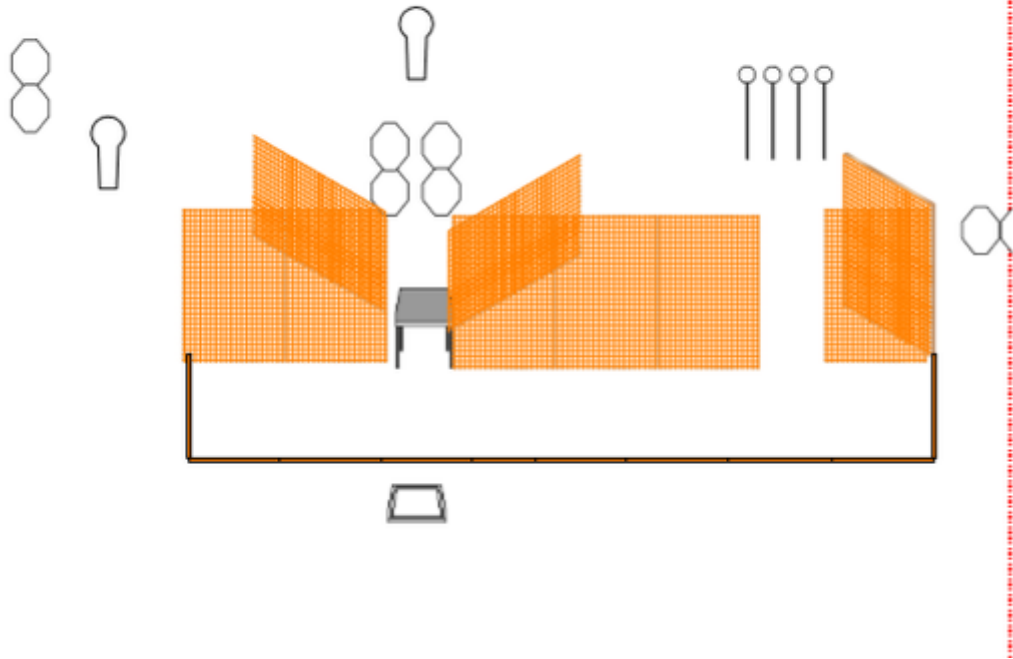
## 4. Stage 4



CoF	Comstock - Long	Points	160 p
Targets	16 paper, 4 no-shoot, Total 16 targets	Min rounds	32
Firearm	Handgun	Match-%	35.56%

Procedure	Engage all targets within designated area
Starting position	Gun loaded & holstered
Firearm ready condition	
Start on	Audible signal
Stop on	Last shot
Penalties	As per current edition of rules
Safety angles	L/R
Setup notes	

## 5. Stage 5



CoF	Comstock - Medium	Points	110 p
Targets	8 paper, 2 popper, 4 plates, Total 14 targets	Min rounds	22
Firearm	Handgun	Match-%	24.44%

Procedure	Engage all targets from designated area
Starting position	Sitting on chair
Firearm ready condition	1 mag. and unloaded gun on table
Start on	Audible signal
Stop on	Last shot
Penalties	As per current edition of rules
Safety angles	L/R
Setup notes	