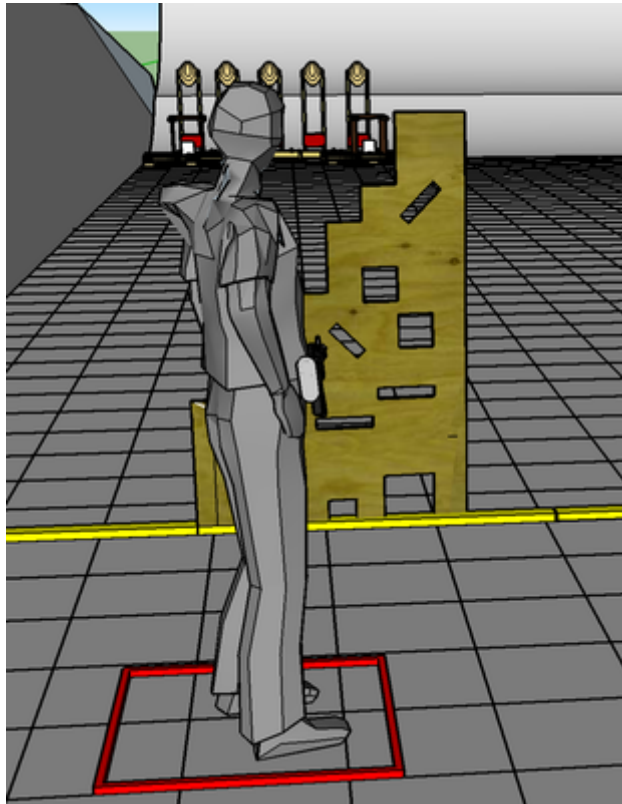


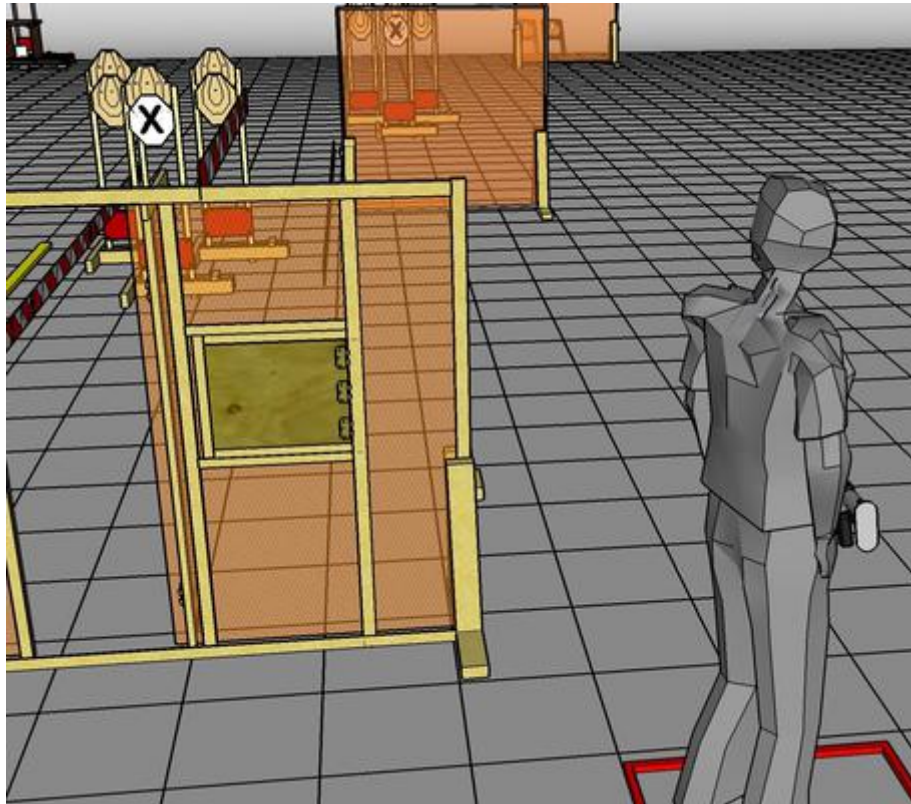
# 1. Use the wall



CoF	Comstock - Medium	Points	60 p
Targets	5 paper, 2 frangible, Total 7 targets	Min rounds	12
Firearm	Rifle	Match-%	23.53%

Procedure	On start signal engage all targets from behind the wall. Frangibles must be shot under the wall
Starting position	Standing behind wall facing downrange
Firearm ready condition	Option 1
Start on	Audible signal
Stop on	Last shot
Penalties	As per current edition of rules
Safety angles	L/R 90 deg, Top of berm
Setup notes	


## 2. Find the targets



CoF	Comstock - Long	Points	120 p
Targets	12 paper, 2 no-shoot, Total 12 targets	Min rounds	24
Firearm	Rifle	Match-%	47.06%

Procedure	On start signal engage all targets as they become visible.
Starting position	Standing in box facing downrange
Firearm ready condition	Option 1
Start on	Audible signal
Stop on	Last shot
Penalties	As per current edition of rules
Safety angles	L/R 90 deg, top of berm
Setup notes	

### 3. How fast can you do it?



CoF	Comstock - Medium	Points	75 p
Targets	3 paper, Total 3 targets	Min rounds	15
Firearm	Rifle	Match-%	29.41%

Procedure	On start signal engage targets as following: target A 1 SHOT, TARGET B 2 SHOTS, TARGET C 3 SHOT, TARGET B 4 SHOTS, TARGET A 5 SHOTS STANDING IN BOX
Starting position	Standing in box fasing downrange
Firearm ready condition	option 1
Start on	Audible signal
Stop on	Last shot
Penalties	As per current edition of rules
Safety angles	L/R 90 deg, top of berm
Setup notes	