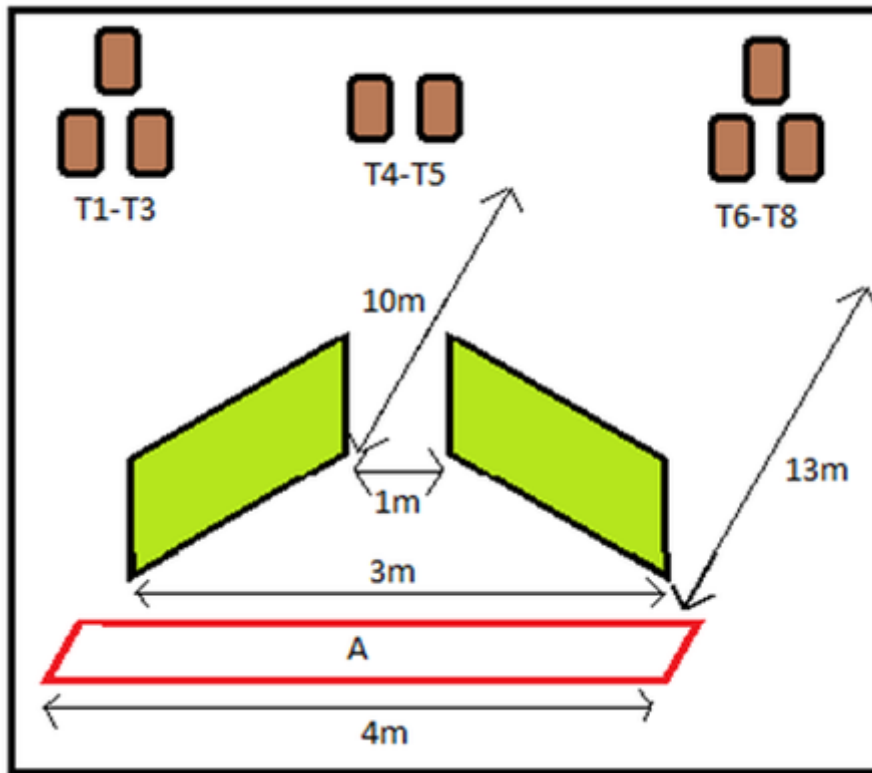


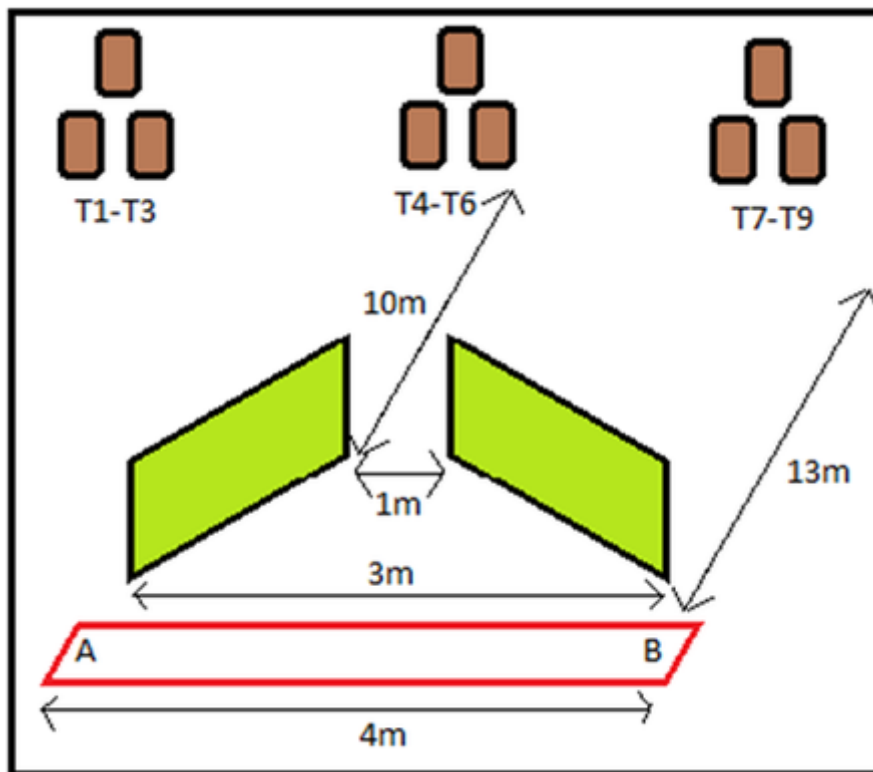
1. Stage 1



CoF	Comstock - Medium	Points	80 p
Targets	8 paper, Total 8 targets	Min rounds	16
Firearm	Handgun	Match-%	43.24%

Procedure	Use Mini Targets. Standing upright at A. On the audible start signal shoot the targets freestyle with a minimum of two rounds on each. T1-T3 must be shot around left hand side barricade, T4 & T5 between the barricades. T6-T7 around right hand barricade.		
Starting position	LBR - Gun loaded & holstered. PCC Loaded held in two hands		
Firearm ready condition	Loaded		
Start on	Audible signal		
Stop on	Last shot		
Penalties	As per current edition of rules		
Safety angles	90/90/90 or Local Mar		
Setup notes			

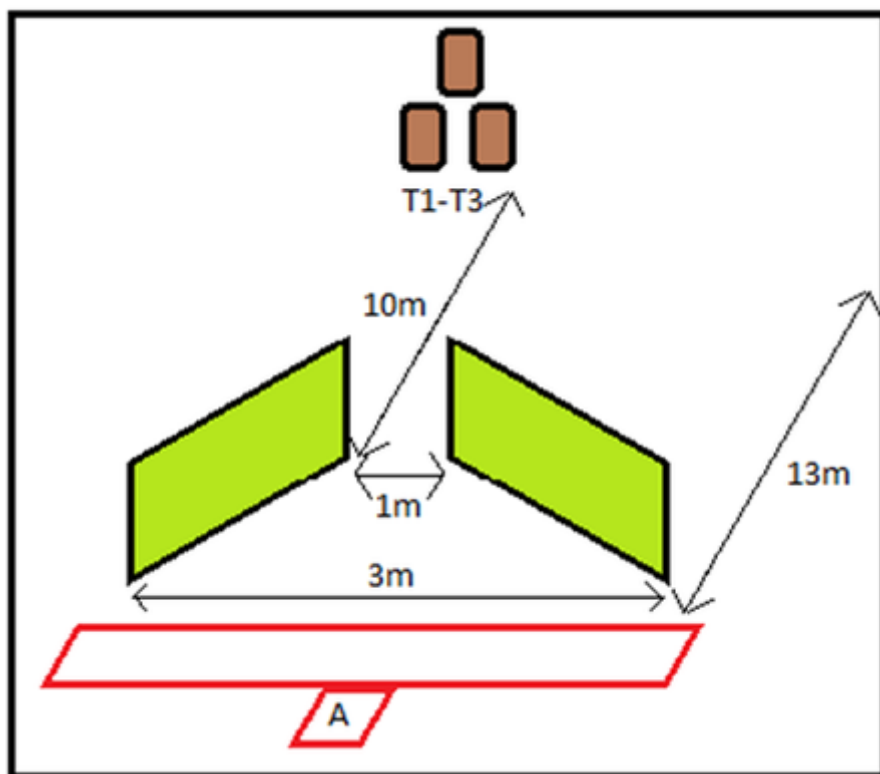
2. Stage 2



CoF	Comstock - Short	Points	45 p
Targets	9 paper, Total 9 targets	Min rounds	9
Firearm	Handgun	Match-%	24.32%

Procedure	Use Mini Targets. Standing upright at either A or B. On the audible start signal shoot the targets with a minimum of one round on each from within the shooting area. T1-T3 around left hand side of left barricade, T4-T6 in between the barricades and T7-T9 around the right side of right barricade.		
Starting position	LBR Gun loaded & holstered. PCC held in two hands.		
Firearm ready condition	Loaded		
Start on	Audible signal		
Stop on	Last shot		
Penalties	As per current edition of rules		
Safety angles	90/90/90 or Local MAR		
Setup notes	Use same set up for Stage 1 with an additional target in middle array.		

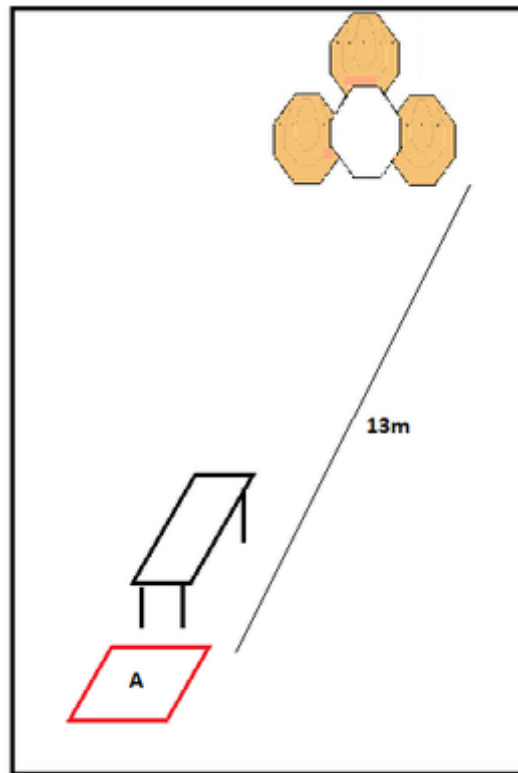
3. Stage 3



CoF	Comstock - Short	Points	30 p
Targets	3 paper, Total 3 targets	Min rounds	6
Firearm	Handgun	Match-%	16.22%

Procedure	Use Mini Targets Standing upright within shooting area. On the audible start signal shoot the targets with a minimum of 2 rounds on each from within the shooting area.		
Starting position	LBR - Gun unloaded & holstered. PPC - Held in two hands at waist level.		
Firearm ready condition	Gun Unloaded.		
Start on	Audible signal		
Stop on	Last shot		
Penalties	As per current edition of rules		
Safety angles	90/90/90 or local MAR		
Setup notes	Use middle array of stage 2.		

4. Stage 4



CoF	Comstock - Short	Points	30 p
Targets	3 paper, 1 no-shoot, Total 3 targets	Min rounds	6
Firearm	Handgun	Match-%	16.22%

Procedure	Use Mini Targets. Seated upright on chair with hands flat on thighs. Gun on table. On the audible start signal shoot targets with a minimum of two shots on each whilst remaining seated. Chair may face left or right.
Starting position	Gun loaded and place wholly upon table.
Firearm ready condition	Loaded
Start on	Audible signal
Stop on	Last shot
Penalties	As per current edition of rules
Safety angles	90/90/90 or Local MAR
Setup notes	Use left hand target array of stage 2. Add No Shoot to align with C/D score lines.