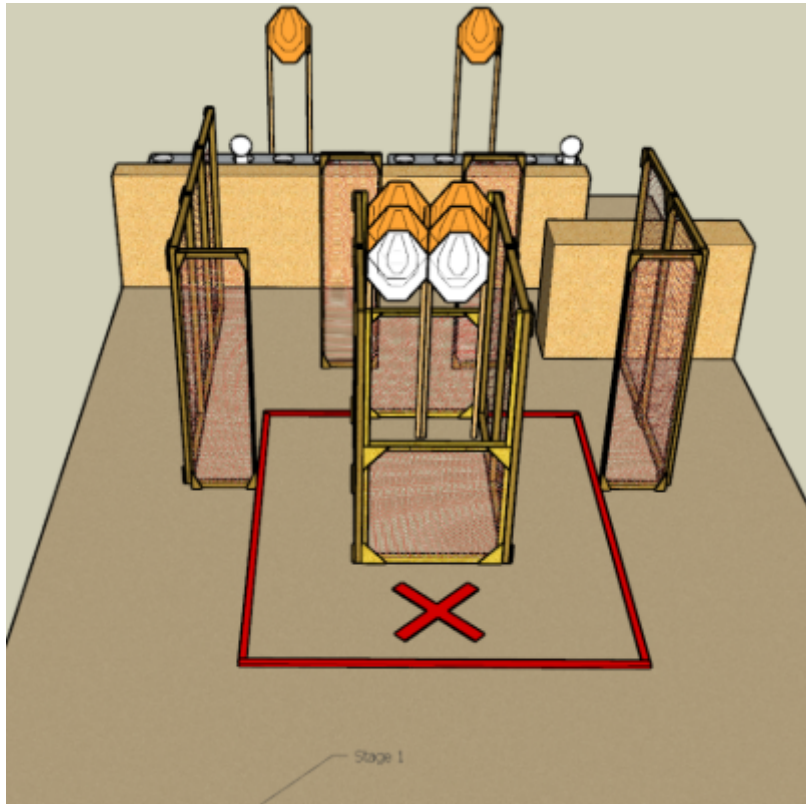


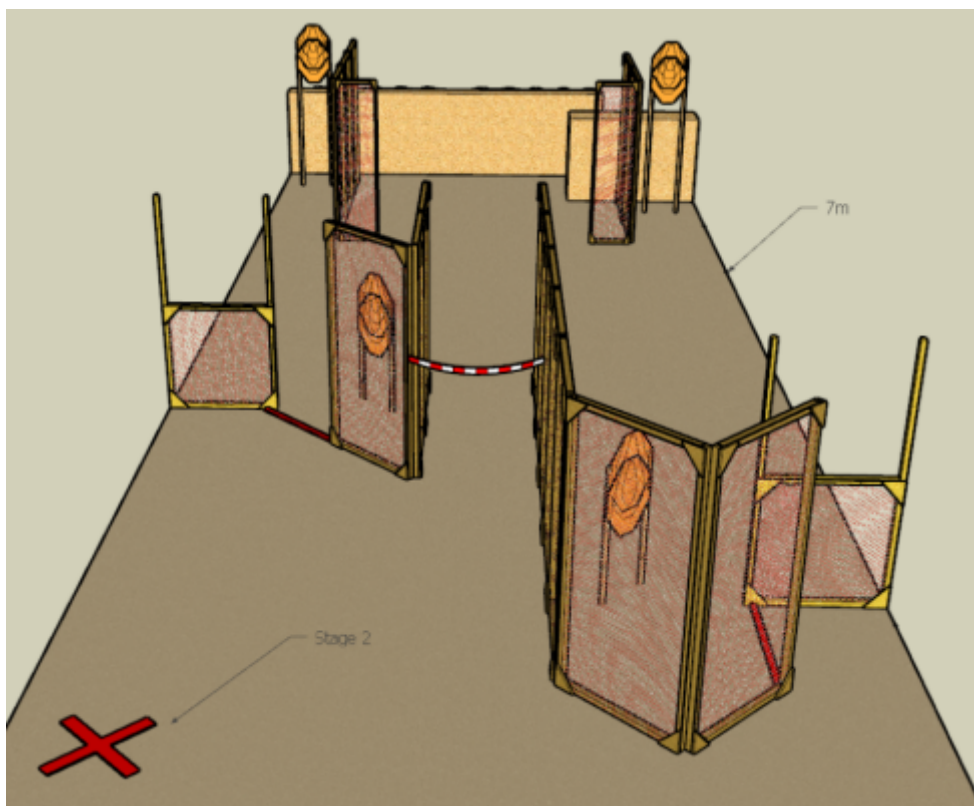
# 1. Stage 1



CoF	Comstock - Medium	Points	70 p
Targets	6 paper, 2 plates, 2 no-shoot, Total 8 targets	Min rounds	14
Firearm	Handgun	Match-%	18.92%

Procedure	Engage targets. The left plate activates the left no-shoot dropdown and the target becomes visible. The right plate activates the right no-shoot dropdown and the target becomes visible.
Starting position	Both feet at X. Both hands touch the marking on the opening.
Firearm ready condition	Gun unloaded and holstered.
Start on	Audible signal
Stop on	Last shot
Penalties	As per current edition of rules
Safety angles	L/R
Setup notes	

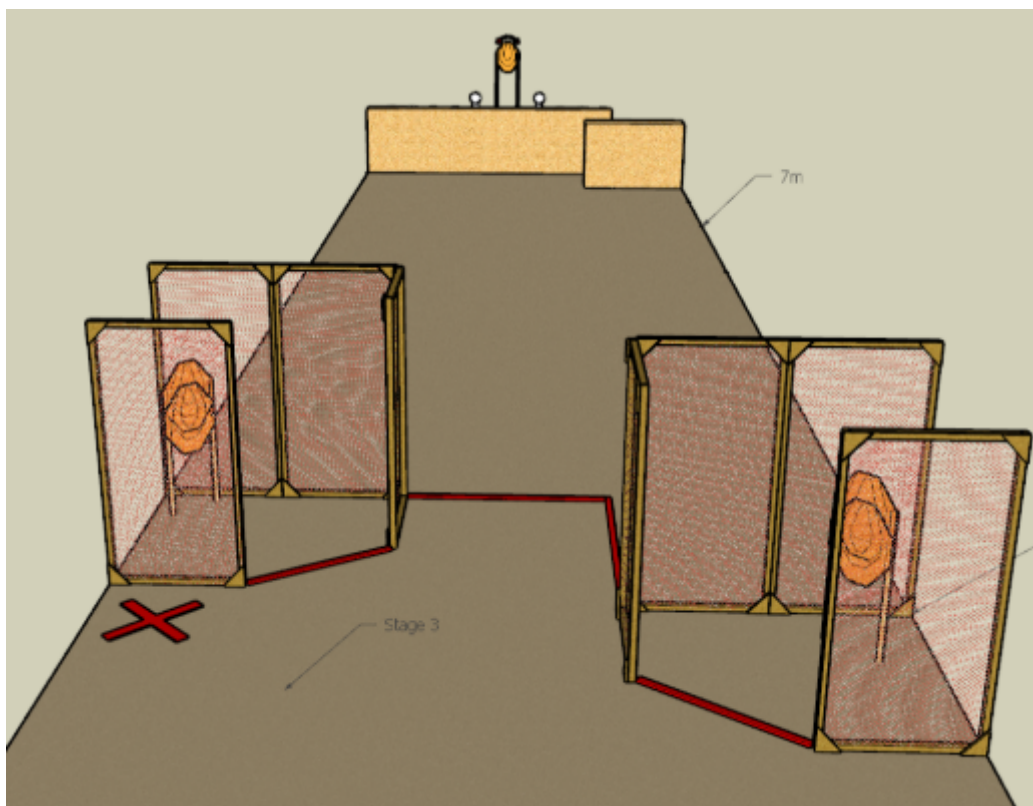
## 2. Stage 2



CoF	Comstock - Medium	Points	80 p
Targets	8 paper, Total 8 targets	Min rounds	16
Firearm	Handgun	Match-%	21.62%

Procedure	Engage targets.
Starting position	One foot at X.
Firearm ready condition	
Start on	Audible signal
Stop on	Last shot
Penalties	As per current edition of rules
Safety angles	L/R
Setup notes	

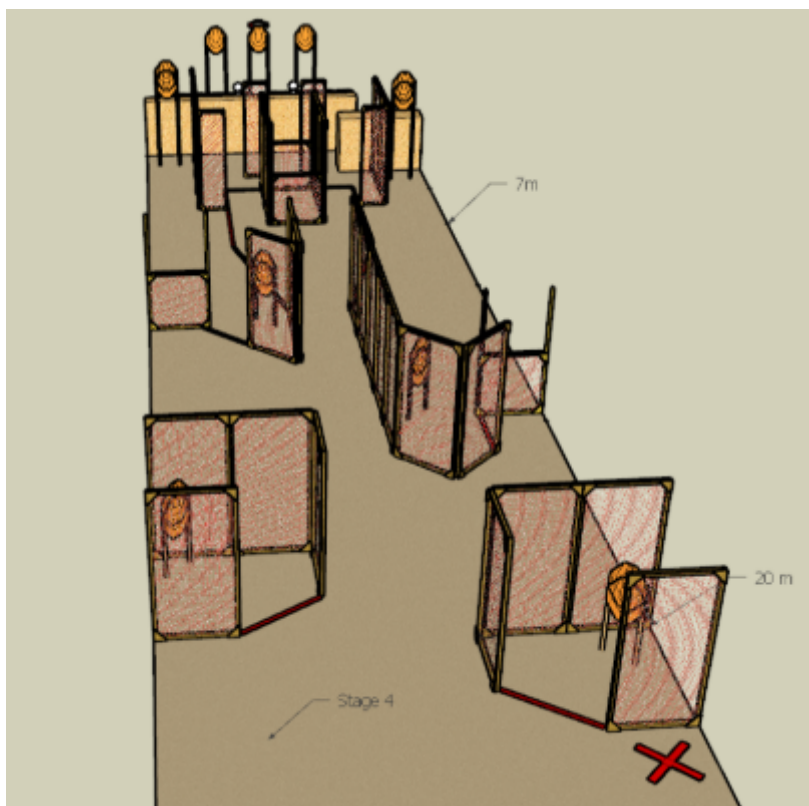
### 3. Stage 3



CoF	Comstock - Short	Points	60 p
Targets	5 paper, 2 plates, Total 7 targets	Min rounds	12
Firearm	Handgun	Match-%	16.22%

Procedure	Engage targets. When Plates P1 and P2 are down moving target MT1 activates and stays visible at rest.
Starting position	Both feet at X. Both hands touch the marking on the barrier.
Firearm ready condition	
Start on	Audible signal
Stop on	Last shot
Penalties	As per current edition of rules
Safety angles	L/R
Setup notes	

## 4. Stage 4



CoF	Comstock - Long	Points	160 p
Targets	15 paper, 2 plates, Total 17 targets	Min rounds	32
Firearm	Handgun	Match-%	43.24%

Procedure	Engage targets. When Plates P1 and P2 are down moving target MT1 activates and stays visible at rest.
Starting position	One foot at X.
Firearm ready condition	Gun loaded, chamber empty and holstered.
Start on	Audible signal
Stop on	Last shot
Penalties	As per current edition of rules
Safety angles	L/R
Setup notes	